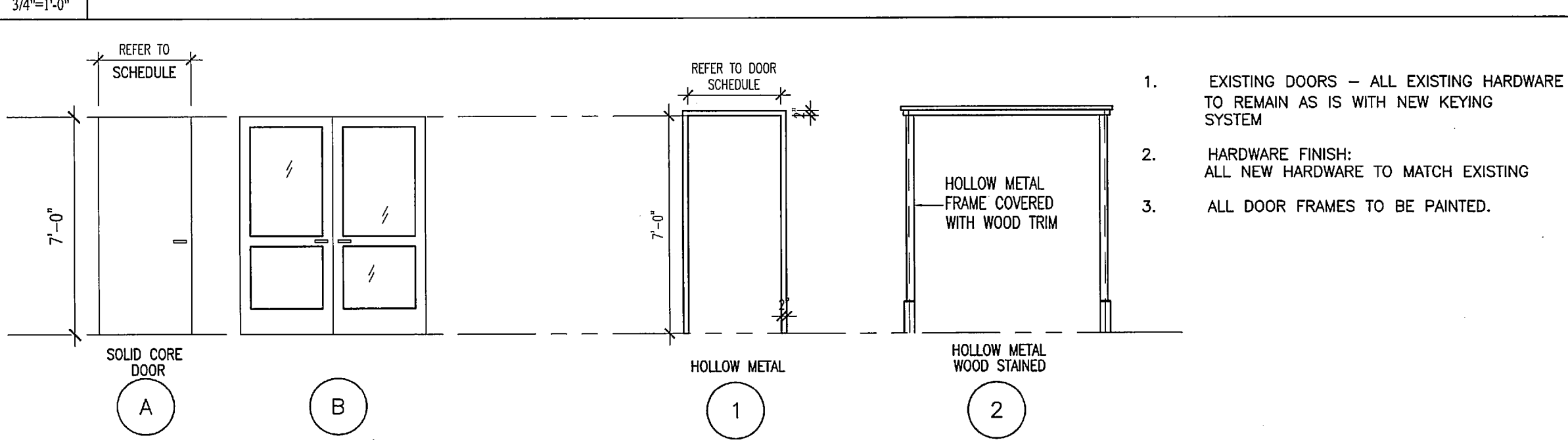
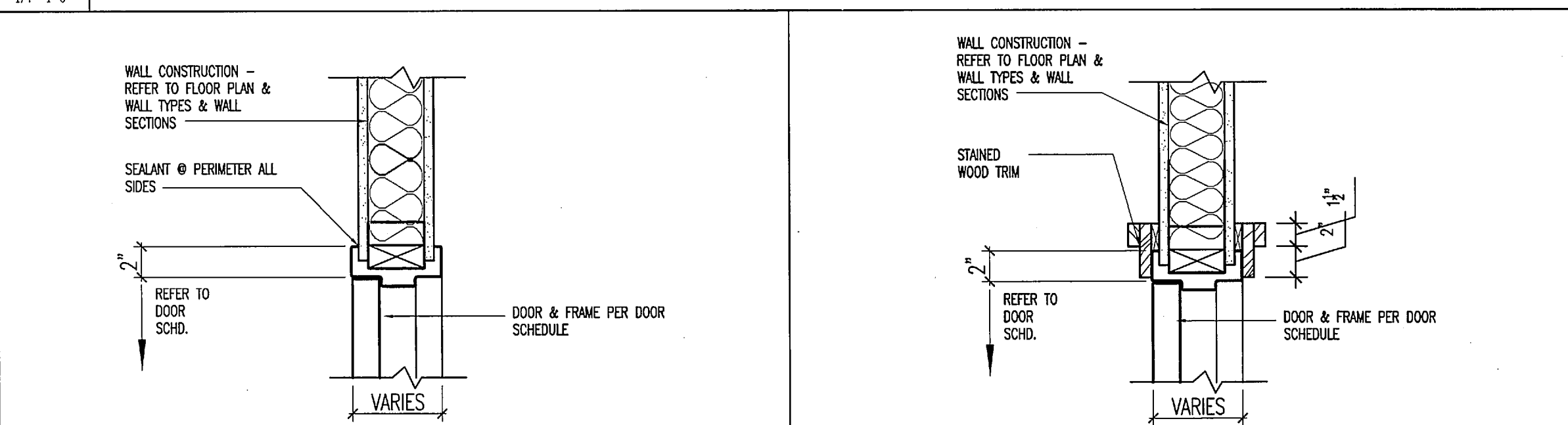


W1 WALL DETAIL (NON RATED) SCALE 3/4\"/>

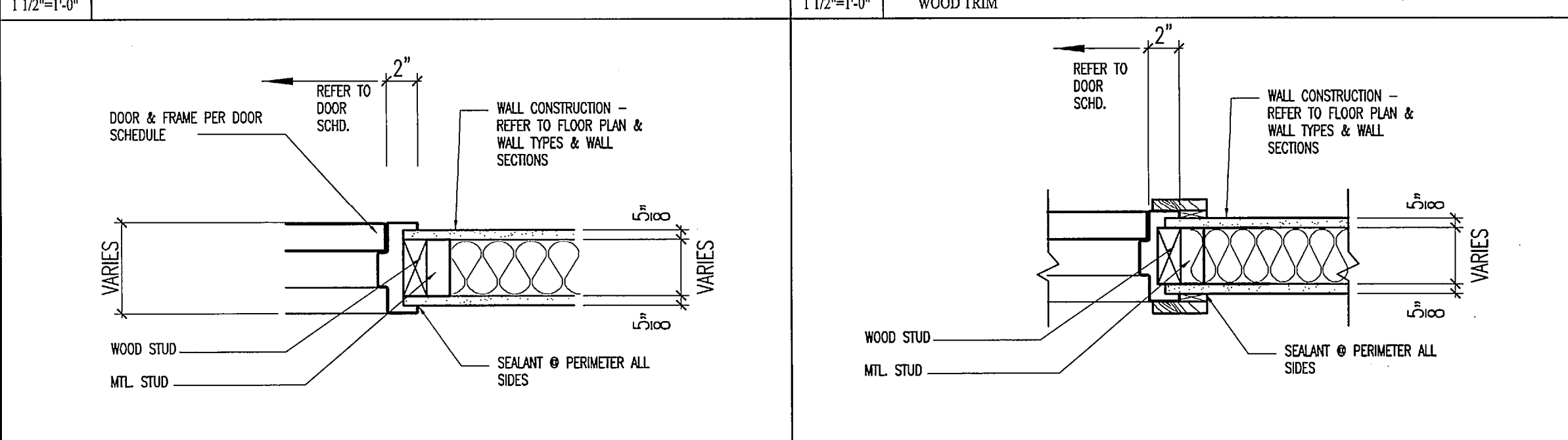
K1 PARTITION TYPES



G1 DOOR/FRAME TYPES



D1 HEAD DETAIL D5 HEAD DETAIL



A1 JAMB DETAIL A5 JAMB DETAIL

DOOR SCHEDULE

MAINE TODAY MEDIA  
ONE CITY CENTER  
GTA# 011010

DOORS										FRAMES				SILL CONDITION		HDW	DOORS	
NO	TYPE	SIZE	THK.	MAT.	FINISH	F.R. LABEL	REMARKS	TYPE	MAT.	DETAILS		FINISH	REMARKS	MAT.	DETAILS		SET	NO
										HEAD	JAMB				SILL	HEIGHT		


SECOND FLOOR																		
200	B	6'-0" x 7'-0"	1 3/4	WD	S	-		2	HM/WD	D5/A500	A5/A200	P/S						200
201	EXISTING																	201
202	EXISTING																	202
203	* EXISTING						RELOCATED											203
204	NOT USED																	204
205	A	3'-0" x 7'-0"	1 3/4	WD	S	-		1	HM	D1/A200	A1/A200	P					205	
206	A	3'-0" x 7'-0"	1 3/4	WD	S	-		1	HM	D1/A200	A1/A200	P					206	
207	A	3'-0" x 7'-0"	1 3/4	WD	S	-		1	HM	D1/A200	A1/A200	P					207	
208	A	3'-0" x 7'-0"	1 3/4	WD	S	-		1	HM	D1/A200	A1/A200	P					208	
209	A	3'-0" x 7'-0"	1 3/4	WD	S	-		1	HM	D1/A200	A1/A200	P					209	
210	A	3'-0" x 7'-0"	1 3/4	WD	S	-		1	HM	D1/A200	A1/A200	P					210	
211	EXISTING																	211
212	EXISTING																	212
213	EXISTING																	213

FIFTH FLOOR																		
500	EXISTING																	500
501	NOT USED																	501
502	NOT USED																	502
503	EXISTING																	503
504	EXISTING																	504
505	EXISTING																	505
506	EXISTING																	506
507	EXISTING																	507
508	NOT USED																	508
509	A	3'-0" x 7'-0"	1 3/4	WD	S	-		1	HM	D1/A200	A1/A200	P					509	
510	EXISTING																	510
511	EXISTING																	511
512	NOT USED																	512
513	EXISTING																	513
514	EXISTING																	514
515	EXISTING																	515
516	EXISTING																	516
517	EXISTING																	517
518	NOT USED																	518
519	NOT USED																	519

520	A	3'-0" x 7'-0"	1 3/4	WD	S	-		1	HM	D1/A200	A1/A200	P						520
521	A	3'-0" x 7'-0"	1 3/4	WD	S	-		1	HM	D1/A200	A1/A200	P						521
522	A	(2) 3'-0" x 7'-0"	1 3/4	WD	S	-		1	HM	D1/A200	A1/A200	P						522
523	EXISTING																	523
524	NOT USED																	524
525	NOT USED																	525
526	NOT USED																	526
527	A	3'-0" x 7'-0"	1 3/4	WD	S	-	Note 3	1	HM	D1/A200	A1/A200	P						527
528	A	3'-0" x 7'-0"	1 3/4	WD	S	-	Note 3	1	HM	D1/A200	A1/A200	P						528
529	NOT USED																	529
530	A	3'-0" x 7'-0"	1 3/4	WD	S	-		1	HM	D1/A200	A1/A200	P						530
531	EXISTING																	531
532	EXISTING																	532
533	EXISTING																	533
534	NOT USED																	534
535	A	3'-0" x 7'-0"	1 3/4	WD	S	-		1	HM	D1/A200	A1/A200	P						535
536	EXISTING																	536
537	EXISTING																	537
538	EXISTING																	538
539	EXISTING																	539
540	EXISTING																	540
541	EXISTING																	541
542	EXISTING																	542
543A	EXISTING																	543A
543	EXISTING																	543
544	EXISTING																	544

- All door frames to be painted
- All wood doors to match existing wood finish
- Fall safe door to have a door release, closer, lock and shall be tied into the buildings alarm system.

D9 DOOR SCHEDULE



**Gawron Turgeon ARCHITECTS**  
29 Black Point Road  
Scarborough, Maine 04074  
www.gawronturgeon.com  
207-883-6307 tel. 207-883-0361 fax

**Portland Press Herald**  
MaineToday Media  
One City Center  
Portland, Maine

REVISIONS	
#	DATE DESCRIPTION
1	02/01/10 ISSUED FOR PERMITTING ONLY

DATE:	02-01-10
PROJECT #	011010.00
DRAWN BY:	DLP
CHECKED BY:	MET
DRAWING SCALE	

SHEET TITLE  
DOOR SCHEDULE  
FRAME & TYPES  
PARTITION TYPES

**A200**