

# DISPLAY THIS CARD ON PRINCIPAL FRONTAGE OF WORK CITY OF PORTLAND

Please Read  
Application And  
Notes, if Any,  
Attached

BUILDING INSPECTION

PERMIT

PERMIT ISSUED
Permit Number: 060779
JUN - 9 2003
CITY OF PORTLAND

This is to certify that ONE CITY CENTER ASSOCIATES LLC / BGB Construction Inc.

has permission to Tenant Fit-up for office Space on 2nd fl

AT 1 CITY CTR

032 L002001

provided that the person or persons, firm or corporation accepting this permit shall comply with all of the provisions of the Statutes of this State and of the Ordinances of the City of Portland regulating the construction, maintenance and use of buildings and structures, and of the application on file in this department.

Apply to Public Works for street line and grade if nature of work requires such information.

Notification of inspection must be given and when permission procured before this building or part thereof is laid or closed-in. 24 HOUR NOTICE IS REQUIRED.

A certificate of occupancy must be procured by owner before this building or part thereof is occupied.

**OTHER REQUIRED APPROVALS**

Fire Dept. \_\_\_\_\_

Health Dept. \_\_\_\_\_

Appeal Board \_\_\_\_\_

Other \_\_\_\_\_

Department Name

*[Signature]*  
Director - Building & Inspection Services

**PENALTY FOR REMOVING THIS CARD**

**City of Portland, Maine - Building or Use Permit Application**

389 Congress Street, 04101 Tel: (207) 874-8703, Fax: (207) 874-8716

Permit No: 06-0779	Issue Date: <b>PERMIT ISSUED</b>	CBL: 032	002001
-----------------------	-------------------------------------	-------------	--------

Location of Construction: 1 CITY CTR	Owner Name: ONE CITY CENTER ASSOCIATE	Owner Address: ONE CITY CENTER	Phone:
Business Name:	Contractor Name: RGB Construction Inc.	Contractor Address: 550 Forest Ave, Portland	Phone: 2077735590
Lessee/Buyer's Name	Phone:	Permit Type: Alterations - Commercial	Zone: B-3

Past Use: Commercial	Proposed Use: Commercial/ Tenant Fit-up for office Space on 2nd flr	Permit Fee: \$1,011.00	Cost of Work: \$110,000.00	CEO District: 1
		FIRE DEPT: <input checked="" type="checkbox"/> Approved <input type="checkbox"/> Denied	INSPECTION: <input checked="" type="checkbox"/> Approved <input type="checkbox"/> Denied	

Proposed Project Description: Tenant Fit-up for office Space on 2nd flr	Signature: <i>[Handwritten Signature]</i>	Signature: <i>[Handwritten Signature]</i>
PEDESTRIAN ACTIVITIES DISTRICT (P.A.D.)		
Action: <input checked="" type="checkbox"/> Approved <input type="checkbox"/> Approved w/Conditions <input type="checkbox"/> Denied		
Signature: <i>[Handwritten Signature]</i>		Date: 6/1/06

Permit Taken By: Idobson	Date Applied For: 05/24/2006	<b>Zoning Approval</b>
-----------------------------	---------------------------------	------------------------

1. This permit application does not preclude the Applicant(s) from meeting applicable State and Federal Rules.  2. Building permits do not include plumbing, septic or electrical work.  3. Building permits are void if work is not started within six (6) months of the date of issuance. False information may invalidate a building permit and stop all work..	Special Zone or Reviews <input type="checkbox"/> Shoreland  <input type="checkbox"/> Wetland  <input type="checkbox"/> Flood Zone  <input type="checkbox"/> Subdivision  <input type="checkbox"/> Site Plan  Maj <input type="checkbox"/> Minor <input type="checkbox"/> MM <input type="checkbox"/> Date: <i>6/1/06</i>	Zoning Appeal <input type="checkbox"/> Variance  <input type="checkbox"/> Miscellaneous  <input type="checkbox"/> Conditional Use  <input type="checkbox"/> Interpretation  <input type="checkbox"/> Approved  <input type="checkbox"/> Denied  Date:	Historic Preservation <input checked="" type="checkbox"/> Not in District or Landmark  <input type="checkbox"/> Docs Not Require Review  <input type="checkbox"/> Requires Review  <input type="checkbox"/> Approved  <input type="checkbox"/> Approved w/Conditions  <input type="checkbox"/> Denied  Date: <i>[Handwritten Signature]</i>
--	--	--	--

**CERTIFICATION**

I hereby certify that I am the owner of record of the named property, or that the proposed work is authorized by the owner of record and that I have been authorized by the owner to make this application as his authorized agent and I agree to conform to all applicable laws of this jurisdiction. In addition, if a permit for work described in the application is issued, I certify that the code official's authorized representative shall have the authority to enter all areas covered by such permit at any reasonable hour to enforce the provision of the code(s) applicable to such permit.

\_\_\_\_\_  
SIGNATURE OF APPLICANT ADDRESS DATE PHONE

\_\_\_\_\_  
RESPONSIBLE PERSON IN CHARGE OF WORK, TITLE DATE PHONE



# General Building Permit Application

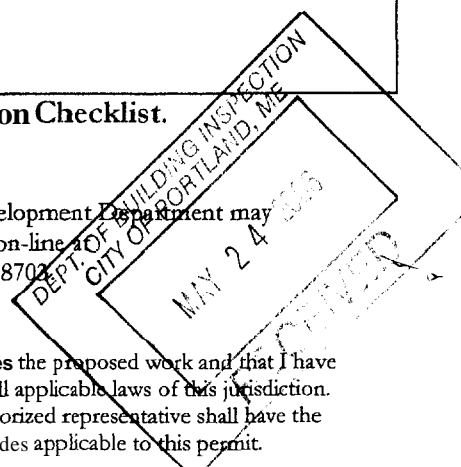
If you or the property owner owes real estate or personal property taxes or user charges on any property within the City, payment arrangements must be made before permits of any kind are accepted.

Location/Address of Construction: <u>One City Center, Portland</u>		
Total Square Footage of Proposed Structure <u>3,400</u>		Square Footage of Lot
Tax Assessor's Chart, Block & Lot Chart#      Block#      Lot# <u>32</u> <u>P</u> <u>4</u>	Owner: <u>DIRIGO MANAGEMENT Co.</u>	Telephone: <u>871-1080</u>
Lessee/Buyer's Name (If Applicable) <u>MAINE FEDERAL PUBLIC DEFENDER</u>	Applicant name, address & telephone: <u>RGB CONSTRUCTION, Inc.</u> <u>550 FOREST AVE.</u> <u>PORTLAND, ME 04101</u>	cost Of Work: \$ <u>110,000.00</u> Fee: \$ <u>1,011.00</u> C of O Fee: \$ _____
Current Specific use: <u>Empty - Used as Office Space</u>	Proposed Specific use: <u>Office</u>	
Project description: <u>TENANT FIT-UP for Office Space 2nd Flr.</u>		
Contractor's name, address & telephone: <u>RGB CONSTRUCTION, INC., 550 Forest Ave., Portland, ME</u>		
Who should we contact when the permit is ready: <u>JEFFREY GIRARDIN</u>	Mailing address: <u>P.O. Box 3672</u> <u>Portland, ME 04101</u>	
Phone: <u>773-5590</u>		

**Please submit all of the information outlined in the Commercial Application Checklist. Failure to do so will result in the automatic denial of your permit.**

In order to be sure the City fully understands the full scope of the project, the Planning and Development Department may request additional information prior to the issuance of a permit. For further information visit us on-line at [www.portlandmaine.gov](http://www.portlandmaine.gov), stop by the Building Inspections office, room 315 City Hall or call 874-8702.

I hereby certify that I am the Owner of record of the named property, or that the owner of record authorizes the proposed work and that I have been authorized by the owner to make this application as his/her authorized agent. I agree to conform to all applicable laws of this jurisdiction. In addition, if a permit for work described in this application is issued, I certify that the Code Official's authorized representative shall have the authority to enter all areas covered by this permit at any reasonable hour to enforce the provisions of the codes applicable to this permit.



Signature of applicant: <u>[Signature]</u>	Date: <u>5-22-06</u>
--	----------------------

**This is not a permit; you may not commence ANY work until the permit is issued.**



CITY OF PORTLAND  
BUILDING CODE CERTIFICATE  
389 Congress St., Room 315  
Portland, Maine 04 101

TO: Inspector of Buildings City of Portland, Maine  
Department of Planning & Urban Development  
Division of Housing & Community Service

FROM CWS ARCHITECTS


RE: Certificate of Design

DATE: 19 MAY 2000

These plans and/ or specifications covering construction work on:

Renovations to second floor at One City Center to create  
new offices for the Federal Defender

Have been designed and drawn up by the undersigned, a Maine registered Architect / Engineer according to the 2003 International Building Code and local amendments.



As per Maine State Law

\$50,000.00 or more in new construction, repair expansion, addition, or modification for Building or Structures, shall be prepared by a registered design Professional.

Signature: Richard Curtis

Title: PRESIDENT

Firm: CWS ARCHITECTS

Address: 434 CUMBERLAND AVE.

FROM DESIGNER: CWIS ARCHITECTS  
 DATE: 19 MAY 2006  
 Job Name: Renovations to second floor at One City Center  
 Address of Construction: One City Center

**2003 International Building Code**

Construction project was designed according to the building code criteria listed below:

Building Code and Year IBC 2003 Use Group Classification(s) E  
 Type of Construction \_\_\_\_\_

Will the Structure have a Fire suppression system in Accordance with Section 903.3.1 of the 2003 IRC YES  
 Is the Structure mixed use? YES if yes, separated or non separated (see Section 302.3) \_\_\_\_\_  
 Supervisory alarm system YES Geotechnical/Soils report required? (See Section 1802.2) NO

STRUCTURAL DESIGN CALCULATIONS

\_\_\_\_\_ Submitted for all structural members (108.1, 108.1.1)

DESIGN LOADS ON CONSTRUCTION DOCUMENTS (1603)

Uniformly distributed floor live loads (7603.11, 1607)

Floor Area Use Loads Shown

Floor Area Use	Loads Shown
_____	_____
_____	_____
_____	_____
_____	_____
_____	_____

Wind loads (1603.1.4, 1609)

\_\_\_\_\_ Design option utilized (1609.1.1, 1609.6)

\_\_\_\_\_ Basic wind speed (1609.3)

\_\_\_\_\_ Building category and wind importance factor,  $I_w$  (Table 1604.5, 1609.5)

\_\_\_\_\_ Wind exposure category (1609.4)

\_\_\_\_\_ Internal pressure coefficient (ASCE 7)

\_\_\_\_\_ Component and cladding pressures (1609.1.1, 1609.5.2.2)

\_\_\_\_\_ Main force wind pressures (7603.1.1, 1609.5.2.1)

Earthquake design data (1603.1.5, 1614-1623)

\_\_\_\_\_ Design option utilized (1614.1)

\_\_\_\_\_ Seismic use group ("Category") (Table 1604.5, 26162)

\_\_\_\_\_ Spectral response coefficients,  $S_{DS}$  &  $S_{D1}$  (1615.1)

\_\_\_\_\_ Site class (1615.1.5)

\_\_\_\_\_ Live load reduction (1603.1.1, 1607.9, 1607.10)

\_\_\_\_\_ Roof live loads (1603.1.2, 1607.11)

\_\_\_\_\_ Roof snow loads (7603.7.3, 1608)

\_\_\_\_\_ Ground snow load,  $P_g$  (1608.2)

\_\_\_\_\_ If  $P_g > 10$  psf, flat-roof snow load,  $P_f$  (1608.3)

\_\_\_\_\_ If  $P_g > 10$  psf, snow exposure factor,  $C_e$  (Table 1608.3.1)

\_\_\_\_\_ If  $P_g > 10$  psf, snow load importance factor,  $I_s$  (Table 1604.5)

\_\_\_\_\_ Roof thermal factor,  $C_t$  (Table 1608.3.2)

\_\_\_\_\_ Sloped roof snowload,  $P_s$  (1608.4)

\_\_\_\_\_ Seismic design category (1616.3)

\_\_\_\_\_ Basic seismic-force-resisting system (Table 1617.6.2)

\_\_\_\_\_ Response modification coefficient,  $R$ , and deflection amplification factor,  $C_d$  (Table 1617.6.2)

\_\_\_\_\_ Analysis procedure (1616.6, 1617.5)

\_\_\_\_\_ Design base shear (1617.4, 1617.5.1)

Flood loads (1603.1.6, 1612)

\_\_\_\_\_ Flood hazard area (1612.3)

\_\_\_\_\_ Elevation of structure

Other loads

\_\_\_\_\_ Concentrated loads (1607.4)

\_\_\_\_\_ Partition loads (1607.5)

\_\_\_\_\_ Impact loads (1607.8)

\_\_\_\_\_ Misc. loads (Table 1607.8, 1607.8.1, 1607.7, 1607.12, 1607.13, 1610, 1611, 2404)




CITY OF PORTLAND  
BUILDING CODE CERTIFICATE  
389 Congress St., Room 315  
Portland, Maine 04101

ACCESSIBILITY CERTIFICATE

Designer: CWS ARCHITECTS  
Address of Project: ONE CITY CENTER  
Nature of Project: Renovation of second floor to create  
new offices for Federal Defender

The technical submissions covering the proposed construction work as described above have been designed in compliance with applicable referenced standards found in the **Maine Human Rights Law and Federal Americans with Disability Act.**



Signature: Richard Curtis  
Title: PRESIDENT  
Firm: CWS ARCHITECTS  
Address: 434 CUMBERLAND AVE  
PORTLAND ME 04101  
Phone: 207 774 4441

**NOTE: If this project is a new Multi Family Structure of 4 units or more, this project must also be designed in compliance with the Federal Fair Housing Act. On a separate submission, please explain in narrative form the method of compliance.**

**City of Portland, Maine - Building or Use Permit**

389 Congress Street, 04101 Tel: (207) 874-8703, Fax: (207) 874-8716

<b>Permit No:</b> 06-0779	<b>Date Applied For:</b> 05/24/2006	<b>CBL:</b> 032 L002001
------------------------------	--	----------------------------

<b>Location of Construction:</b> 1 CITY CTR	<b>Owner Name:</b> ONE CITY CENTER ASSOCIATE	<b>Owner Address:</b> ONE CITY CENTER	<b>Phone:</b>
<b>Business Name:</b>	<b>Contractor Name:</b> RGB Construction Inc.	<b>Contractor Address:</b> 550 Forest Ave Portland	<b>Phone</b> (207) 773-5590
<b>Lessee/Buyer's Name</b>	<b>Phone:</b>	<b>Permit Type:</b> Alterations - Commercial	

Commercial/Tenant Fit-up for office Space on 2nd flr	Tenant Fit-up for office Space on 2nd flr
--	---

<b>Dept:</b> Zoning	<b>Status:</b> Approved	<b>Reviewer:</b> Marge Schmuckal	<b>Approval Date:</b> 06/01/2006	<b>Ok to Issue:</b> <input type="checkbox"/>
<b>Note:</b>				
<b>Dept:</b> Building	<b>Status:</b> Approved with Conditions	<b>Reviewer:</b> Mike Nugent	<b>Approval Date:</b> 06/08/2006	<b>Ok to Issue:</b> <input checked="" type="checkbox"/>
<b>Note:</b>				
<b>Dept:</b> Fire	<b>Status:</b> Approved with Conditions	<b>Reviewer:</b> Cptn Greg Cass	<b>Approval Date:</b> 06/05/2006	<b>Ok to Issue:</b> <input checked="" type="checkbox"/>
<b>Note:</b>				
1) Application requires State Fire Marshal approval.				
2) Sprinkler system shall comply with NFPA 13				
3) Fire Alarm system shall comply with NFPA 72				
4) All building construction shall comply with NFPA 101				

<b>Comments:</b> 5/25/2006-ldobson: PDF received with application
--

Federal Public Defender's Office													
Portland, ME													
DOOR SCHEDULE													
No.	Location	Size in Inches			Door		Frame		Lock Function	Keying	Hardware	Label	Notes
		W	H	T	Door Material	Door Style	Frame Type	Frame Style					
100	Interview Room	36	84	1 3/4	SC Veneer	F	HM	D	2				
101	Closet	36	84	1 3/4"	SC Veneer	F	HM	A	3				With Insulated Sidelite Full Gasket
102	Receptionist	36	84	1 3/4	SC Veneer	F	HM	A	2				
103A	Copy Room	36	84	1 3/4	SC Veneer	F	HM	A	2				
103B	Copy Room	36	84	1 3/4	SC Veneer	F	HM	A	2				
104	Computer Room	36	84	1 3/4	SC Veneer	HG	HM	A	4				
105B	SI Office	36	84	1 3/4	SC Veneer	HG	HM	A	2				Half Door Vision Panel
105A	SI Office	36	84	1 3/4	SC Veneer	F	HM	A	2				Half Door Vision Panel
106	Office	36	84	1 3/4	SC Veneer	F	HM	A	2				
107	Private Investigate	36	84	1 3/4	SC Veneer	F	HM	A	2				
108	Closet	36	84	1 3/4	SC Veneer	F	HM	A	3				
109	Not Used												
110	Closet	36	84	1 3/4	SC Veneer	F	HM	A	3				
111	Closet	36	84	1 3/4	SC Veneer	F	HM	A	3				
112	Assist. FPD	36	84	1 3/4	SC Veneer	FL	HM	C	2				
113	Admin. Assist.	36	84	1 3/4	SC Veneer	FL	HM	C	2				Frosted Glass - Frosted Transom
114	Closet	36	84	1 3/4	SC Veneer	FL	HM	C	3				Frosted Glass - Frosted Transom
115	Closet	36	84	1 3/4	SC Veneer	F	HM	A	3				Frosted Glass - Frosted Transom
116	Closet	36	84	1 3/4	SC Veneer	F	HM	A	3				
117	Federal Public Def.	36	84	1 3/4	SC Veneer	FL	HM	A	2				
118	Bathroom	36	84	1 3/4	SC Veneer	L	HM	A	3				Frosted Glass - Frosted Transom
119	Conference	36	84	1 3/4	SC Veneer	FL	HM	A	2				Louvered Bottom
120	File Storage	36	84	1 3/4	SC Veneer	F	HM	A	3				Frosted Glass Full Gasket
121	Kitchen	36	84	1 3/4	SC Veneer	F	HM	A	2				
122	Closet	36	84	1 3/4	SC Veneer	F	HM	A	3				
E123	Existing								2				
124	Entry	42	84	1 3/4	SC Veneer	FL	HM	B	1,5,6		Closer		
125	Not Used												
126	Security Door	36	84	1 3/4	SC Veneer	F	HM	BR	1,5,6		Closer		Level III Ballistic Resistant w/ matching veneer and Ballistics Resistant Sidelite
127	Not Used												
128	Not Used												
E129	Existing Stair								1,5,6		Closer		



<b>Federal Public Defender's Office</b>					
<b>Portland, ME</b>					

Ref.	Item/function	Manufacturer	Model No.	Finish	Remarks
1	Entrance 1	Sargent	10G05 LB	26D	Entrance - lever handle
2	Office 1	Sargent	10G15 LB	26D	Public Passage - lever handle
3	Storeroom 1	Sargent	10G04 LB	26D	Permanently Locked - lever handle
4	Computer	Sargent	KP10G77	26D	Key Pad Operated Cylinder Lock w/ Key Override
5	Electric strike	Hanchett Entry Systems, Inc	1003 Series	St Steel	Continuous duty rated, to release on 24V DC signal. Coordinate with with USFMS and ADT security, provide release at Receptionist Area
6	Proximity Access System				Coordinate Access System with USFMS and ADT Security.

	Closer	Sargent	281 series	26D	(Castiron closer. Adjust to comply with ADA operating force requirements.
--	--------	---------	------------	-----	---

- General Notes & Misc. Items**
1. Provide new high security masterkey system (Sargent Signature series or equal), with construction keying system.
  2. Consult with Owner for instructions on keying.
  3. Products of one or more manufacturers are listed to establish quality and performance characteristics.
  4. Products of other manufacturers may be accepted subject to review by Architect.
  5. Provide a door mounted roller bumper at all doors opening against an opposite hand door (1 per pair). Ives No. 471 or equal.
  6. Provide floor mount door stops at all doors. Ives model 436 US26D Finish.
  7. Provide bail bearing hinges at all doors with closers, including Entry and Security Doors US26D finish.

<b>Acceptable Manufacturers</b>					
Locksets:	Corbin, Sargent, Schlage				
Closers:	LCN, Norton, Rixson, Sargent				
Hinges:	Hager, McKinney, Stanley				
Thresholds:	National Guard Products, Pemko, Reese, Zero				
Panic sets:	Sargent, Von Duprin				
Accessories	Ives, Hiawatha, Rockwood				

**Federal Public Defender**

Portland, Maine

**Notes:**

1. Unless otherwise indicated, provide the same finishes for accessory space as is specified for the adjoining room. Finish all unscheduled spaces as specified.
2. Provide 5/8" GWB at all interior wall locations. See Partition Types Drawing
3. ACT = Acoustic Ceiling Tile refer to reflected ceiling plan for product information.
4. Refer to Interior Finish Legend for additional product information.
5. Confirm Room ID Signage Room Names with owner.
6. All natural wood millwork to have Satin Urethane finish min. two coats smooth.
7. Paint all window jambs, underside of soffits and similar spaces P3 Dover
8. All Hollow Metal frames to be painted semigloss oilbase paint P2
9. All countertops and Post form counters to be Pionite "Swede Oatmeal 8T10"

Room Finish Schedule		Flooring			Wall		
Room Number	Room	Floor	Sub-Floor	Application	Base	North	South
100	Interview Room	CPT 1	Concrete	Direct Glue Down	VB 2	P4	P2
101	Waiting Room	CPT 1	Concrete	Direct Glue Down	VB 1	P2	-
102	Receptionist	CPT 1	Concrete	Direct Glue Down	VB 2	P4	P2
103	Copy Room	CPT 1	Concrete	Direct Glue Down	VB 2	P4	P2
104	Computer Room	RES 1	Concrete	Direct Glue Down	VB 3	P3	P3
105	Computer SI Room	CPT 2	Concrete	Direct Glue Down	VB 2	P4	P2
106	Office	CPT 2	Concrete	Direct Glue Down	VB 2	P4	P2
107	Private Investigator	CPT 2	Concrete	Direct Glue Down	VB 2	P3	P5
108	Closet	CPT 2	Concrete	Direct Glue Down	VB 2	P3	P3
109	Note Used	-	-	-	-	-	-
110	Closet	CPT 1	Concrete	Direct Glue Down	VB 2	P2	P2
111	Closet	CPT 2	Concrete	Direct Glue Down	VB 2	P3	P3
112	Assistant FPD	CPT 2	Concrete	Direct Glue Down	VB 2	P3	P5
113	Administrative Office	CPT 2	Concrete	Direct Glue Down	VB 2	P2	P4
114	Closet	CPT 1	Concrete	Direct Glue Down	VB 2	P2	P2
115	Closet	CPT 1	Concrete	Direct Glue Down	VB 2	P2	P2
116	Closet	WD 1	Concrete	Floating	VB 1	P7	P7
117	Federal Public Defender	WD 1	Concrete	Floating	VB 1	P7	P6
118	Bathroom	TILE 1	Concrete	Thin Set	TILE 1	P7	P7
119	Conference	CPT 2	Concrete	Direct Glue Down	VB 1	P1	P1
120	File Storage	CPT 1	Concrete	Direct Glue Down	VB 2	P3	P3
121	Kitchen	RES 1	Concrete	Direct Glue Down	VB 3	P3	P3
122	Closet	CPT 1	Concrete	Direct Glue Down	VB 2	P2	P2
123	Existing Bathroom	Existing	Concrete	Existing		P3	P3
124	Corridor	CPT 1	Concrete	Direct Glue Down	VB 1	P2	P2
125	Closet	CPT 1	Concrete	Direct Glue Down	VB 2	P2	P2
126	Corridor	CPT 1	Concrete	Direct Glue Down	VB 1	P2	P2
127	Corridor	CPT 1	Concrete	Direct Glue Down	VB 1	P2	P2
128	Corridor	CPT 1	Concrete	Direct Glue Down	VB 1	P2	-
129	Corridor	CPT 1	Concrete	Direct Glue Down	VB 1	-	P4

such as pantries, closets & linen in adjoining space.					
or type at specific locations.					
n.					
finish free of blem and sanding marks.					
e.					

						Room ID
						Sign Type
East	West	Finish	Ceiling	Trim	Remarks	
P2	P2	Eggshell	ACT Ceiling			
P4	P2	Eggshell	ACT Ceiling			
P2	P2	Eggshell	ACT Ceiling			
P2	P2	Eggshell	ACT Ceiling			
P3	P3	Eggshell	ACT Ceiling			
P2	P4	Eggshell	ACT Ceiling			
P4	P2	Eggshell	ACT Ceiling			
P5	P3	Eggshell	ACT Ceiling			
P3	P3	Eggshell	ACT Ceiling			
-	-					
P2	P2	Eggshell	ACT Ceiling			
P3	P3	Eggshell	ACT Ceiling			
P5	P3	Eggshell	ACT Ceiling			
P4	P2	Eggshell	ACT Ceiling			
P2	P2	Eggshell	ACT Ceiling			
P2	P2	Eggshell	ACT Ceiling			
P7	P7	Eggshell	ACT Ceiling			
P6	P7	Eggshell	ACT Ceiling			
P7	P7-T1	Eggshell	ACT Ceiling			
P8	P8	Eggshell	ACT Ceiling			
P3	P3	Eggshell	ACT Ceiling			
P5	P3	Eggshell	ACT Ceiling			
P2	P2	Eggshell	ACT Ceiling			
P3	P3	Eggshell	ACT Ceiling		Existing Ceiling P3	
P4	P4	Eggshell	ACT Ceiling			
P2	P2	Eggshell	ACT Ceiling			
-	P2	Eggshell	ACT Ceiling			
-	-	Eggshell	ACT Ceiling		See drawings for CPT 2 inlay under Soffit	
P2	P2	Eggshell	ACT Ceiling			
P2	P2	Eggshell	ACT Ceiling			

## INTERIOR FINISH LEGEND

Code	Material	Manufacturer	Product, Style and Color	Finish	Remarks/ Notes
CPT 1	Carpet	Mannington	Baracoa Congo	Factory	Broad Loom
CPT 2	Carpet	Mannington	Baracoa Candy Cane	Factory	Broad Loom
RES 1	Resilient Flooring	Mannington	Homogenous sheet flooring Relay 22001 Champagne	Factory	
WD1	Wood	Alcoa Commercial	Cherry Classic#724372	Factory	Cherry
TI	Ceramic tile	American Olean	Aztec TU05 6" Tile w/ Pencil Rail Top finish edge.	Sealed	Match grout to tile Seal per Manuf Spe
VB 1	Millwork	Johnsonite	MW-01-G Color Silk	Factory	
VB 2	Vinyl Straight Base	Johnsonite	Color Silk 4"	Factory	
VB 3	Vinyl Cove Base	Johnsonite	Color Silk 4	factory	
P1	Paint	Sherwin Williams	Raucous Orange	SW 6883	Eggshell
P2	Paint	Sherwin Williams	Jersey Cream	SW6379	Eggshell
P3	Paint	Sherwin Williams	Dover White	SW6385	Eggshell
P4	Paint	Sherwin Williams	Ceremonial Gold	SW6382	Eggshell
P5	Paint	Sherwin Williams	Manitou Blue	SW6501	Eggshell
P6	Paint	Sherwin Williams	Artichoke	SW6179	Eggshell
P7	Paint	Sherwin Williams	Ivoire	SW6127	Eggshell
P8	Paint	Sherwin Williams	Blonde	Sw6128	Eggshell