

FINARD PROPERTIES

ONE MONUMENT SQUARE,
PORTLAND, MAINE

KEY BANK AND LOBBY RENOVATION


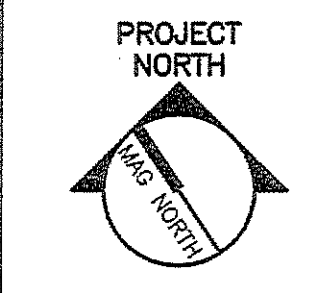

RE- ISSUED FOR CONSTRUCTION - 10.1.09

PROJECT GENERAL NOTES:

- FIELD VERIFY ALL DIMENSIONS AND LAYOUT PRIOR TO PROCEEDING WITH WORK. NOTIFY ARCHITECT IN WRITING OF ANY DISCREPANCIES OR INCONSISTENCIES. FAILURE TO REPORT ANY DISCREPANCIES WITHIN THESE CONSTRUCTION DOCUMENTS TO THE ARCHITECT WILL NOT BE GROUNDS FOR ADDITIONAL COST OR CHANGE ORDERS.
- CONTRACTOR SHALL BE RESPONSIBLE FOR PROVIDING ALL MATERIALS (UNLESS NOTED OTHERWISE), AND WORKMANSHIP IN ACCORDANCE WITH FEDERAL, STATE, CITY AND LOCAL BUILDING CODES AND THEIR REQUIREMENTS.
- CONTRACTOR AND ALL TRADES SHALL NOTE REQUIREMENTS OF "GENERAL NOTES" ON ALL SHEETS.
- EACH TRADE TO PROVIDE SMOKE OR FIRE SEALANT AT PENETRATIONS AS REQUIRED FOR WALL TYPE. ALL SEALANT, FIRE STOPPING, AND SMOKE STOPPING ASSEMBLIES SHALL BE U.L. RATED.
- DIMENSIONS ARE FACE OF CONCRETE, FACE OF MASONRY, AND CENTERLINE OF STUD PARTITIONS, UNLESS INDICATED OTHERWISE.
- REFER TO ALL CONSTRUCTION DOCUMENTS FOR REQUIREMENTS WHICH MAY AFFECT THE WORK IN ANOTHER DISCIPLINE AND COORDINATE WORK.
- SEE G1002 FOR TYPICAL MOUNTING HEIGHTS OF PLUMBING FIXTURES, BATHROOM ACCESSORIES AND MISC. ITEMS.
- REFER TO DETAILS FOR ADDITIONAL DIMENSIONAL INFORMATION.
- DOOR JAMBS SHALL BE LOCATED 6" FROM CORNER IN STUD PARTITIONS AND 8" FROM CORNER IN MASONRY PARTITIONS, UNLESS INDICATED OTHERWISE.
- PROVIDE BLOCKING IN WALLS AS NECESSARY WHERE CASEWORK, SHELVES, HANDRAILS, AND MISC. EQUIPMENT ARE LOCATED.
- DO NOT SCALE DRAWINGS.
- "PROVIDE" MEANS "FURNISH AND INSTALL".

144 Elm Street/P.O. Box 618
Portland, Maine 04104
tel. (207) 775-3046
fax. (207) 775-1070
www.smrtinc.com

ARCHITECTURE
ENGINEERING
PLANNING
INTERIOR DESIGN
COMMISSIONING



DRAWING LIST:

GENERAL	
G1001	COVER SHEET
MECHANICAL	
M-001	LEGEND AND ABBREVIATIONS
MD102	GROUND FLOOR HVAC DEMOLITION PLAN
MH102	GROUND FLOOR HVAC DUCTWORK PLAN
MP101	BASEMENT HVAC PIPING PLAN
MP102	GROUND FLOOR HVAC PIPING PLAN
M-501	DETAILS
M-502	DETAILS
M-601	SCHEDULES
M-651	SEQUENCE OF OPERATIONS
M-652	SEQUENCE OF OPERATIONS
STRUCTURAL	
SF-101	AHU-3 SUPPORT FRAMING PLAN, SECTIONS AND DETAILS
ELECTRICAL	
E-001	LEGEND AND GENERAL NOTES
E-101	GROUND FLOOR AND BASEMENT POWER PLAN...

SYMBOL LEGEND

	BUILDING SECTION
	SECTION
	DETAIL
	EXTERIOR ELEVATION
	INTERIOR ELEVATION
	LEVEL LINE
	CIRCLE NOTE
	WINDOW TAG
	PARTITION TAG
	DOOR TAG
	ROOM NAME ROOM NUMBER
	COLUMN BUBBLE AND CENTER LINE

GRID NO.	TITLE
SCALE	REFERENCE SHEET

FINARD PROPERTIES INC. - 1 MONUMENT SQUARE
KEY BANK AND LOBBY RENOVATION
PORTLAND, MAINE
RE- ISSUED FOR CONSTRUCTION
10-1-09
CURRENT ISSUE STATUS:

NO.	DESCRIPTION	DATE
2	RE- ISSUED FOR CONSTRUCTION	10-1-09
1	RE- ISSUED FOR CONSTRUCTION	3-18-09
0	ISSUED FOR CONSTRUCTION	11-25-08
0	REV	

GRAPHIC SCALE:
0" 1"

SCALE	NTS
PROJECT MANAGER:	ILH
IC/DRAWN BY:	DEB
A/E OF RECORD:	PWB
CAD FILE:	08052-G1001
PROJECT NO.:	08052-06
DATE:	10-01-09
SHEET TITLE:	COVER SHEET
SHEET No.:	G1001

© COPYRIGHT 2008 SMRT INC.