

- FINISH PLAN NOTES**
- REFER TO FINISH PLAN KEYNOTES FOR FINISHES. SEE SPECIFICATION SHEETS FOR GENERAL MATERIAL SPECIFICATION REQUIREMENTS AND INSTALLATION INSTRUCTIONS.
  - SUBMIT SAMPLES OF FINISH MATERIALS AS SPECIFIED TO ARCHITECT FOR APPROVAL PRIOR TO INSTALLATION.
  - ALL SURFACE MOUNTED WIREMOLD, PLUGMOLD, CONDUIT AND PIPING SHALL BE PAINTED TO MATCH ADJACENT WALL.
  - REFER TO ELEVATIONS FOR SPECIAL PAINT OR WALLCOVERING DETAILS.

**FINISH PLAN KEYNOTES**

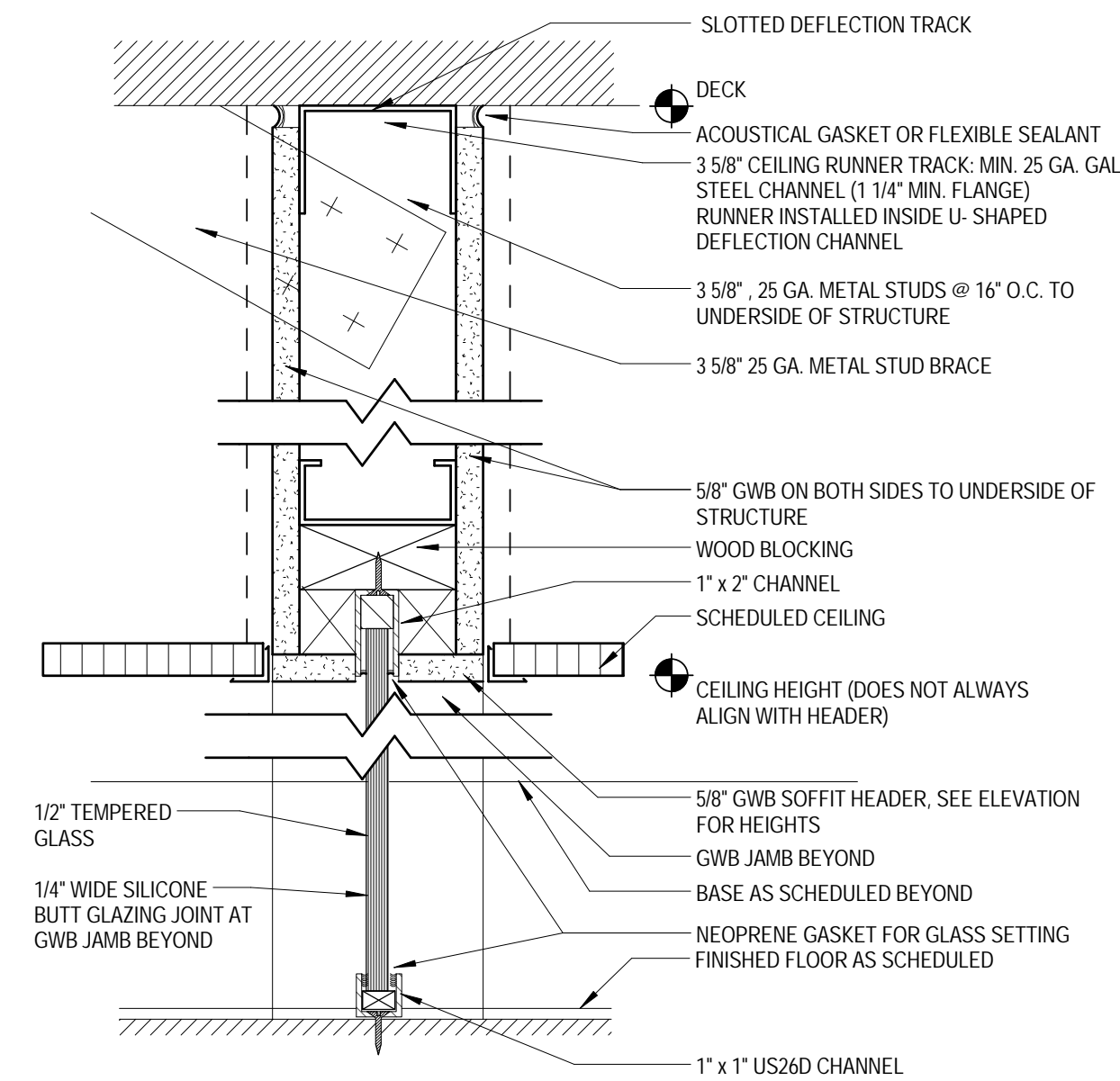

NOTE	DESCRIPTION
F1	PREPARE/PATCH EXISTING AND NEW WALLS FOR NEW COAT OF PAINT: BENJAMIN MOORE ECO-SPEC DECORATOR'S WHITE, EGGSHELL FINISH. INSTALL NEW BASE AS REQUIRED: ARMSTRONG, COLOR INTEGRATED #23 MILK.
F2	PREPAINTE NEW WALL, BOTH SIDES, SAME FINISH AS ADJACENT FINISHES: PAINT: BENJAMIN MOORE ECO SPEC DECORATOR'S WHITE, EGGSHELL FINISH; BASE: ARMSTRONG COLOR INTEGRATED #23 MILK.
F3	EXISTING FINISHES TO REMAIN. PATCH/PAINT AS REQUIRED WHERE NEW WORK MEETS EXISTING.

- CONSTRUCTION PLAN NOTES**
- DIMENSION SHOWN ARE TO FACE OF FINISH DRYWALL/MASONRY UNLESS NOTED OTHERWISE.
  - PROVIDE USG 093 CONTROL JOINTS AS INDICATED AND ASSUME ONE JOINT FOR EVERY 30' OF UNINTERRUPTED WALLBOARD (NON-FIRE RATED) SURFACE. LOCATION TO BE APPROVED BY ARCHITECT.
  - FLOOR PREP WHERE REQUIRED, SHALL BE LATEX LEVELING COMPOUND.
  - STABILIZE ALL LOOSE EXISTING SUBFLOORING OR FLOORING TO REMAIN.
  - PREPARE ALL EXISTING AND NEW GWB FOR FINAL FINISH. PATCH AND REPAIR AS REQUIRED.
  - PROVIDE BLOCKING AT MILLWORK CABINETS. SEE ELEVATIONS FOR LOCATION OF BLOCKING.
  - IF WOOD BLOCKING IS USED IT SHALL BE FIRE RETARDANT TREATED LUMBER.
  - PATCH EXISTING FIREPROOFING OR USE A COMPATIBLE MATERIAL THAT PROVIDES EQUAL FIRE RATING ON FIREPROOFING AT ALL EXISTING STEEL EXPOSED BY DEMOLITION UNLESS NOTED OTHERWISE.
  - VERIFY THAT ALL PENETRATIONS IN THE FLOOR AND FIRE RATED WALLS ARE PROPERLY RATED.
  - ELEVATIONS SHOWN ON DRAWINGS ARE RELATIVE TO FINISH FLOOR.

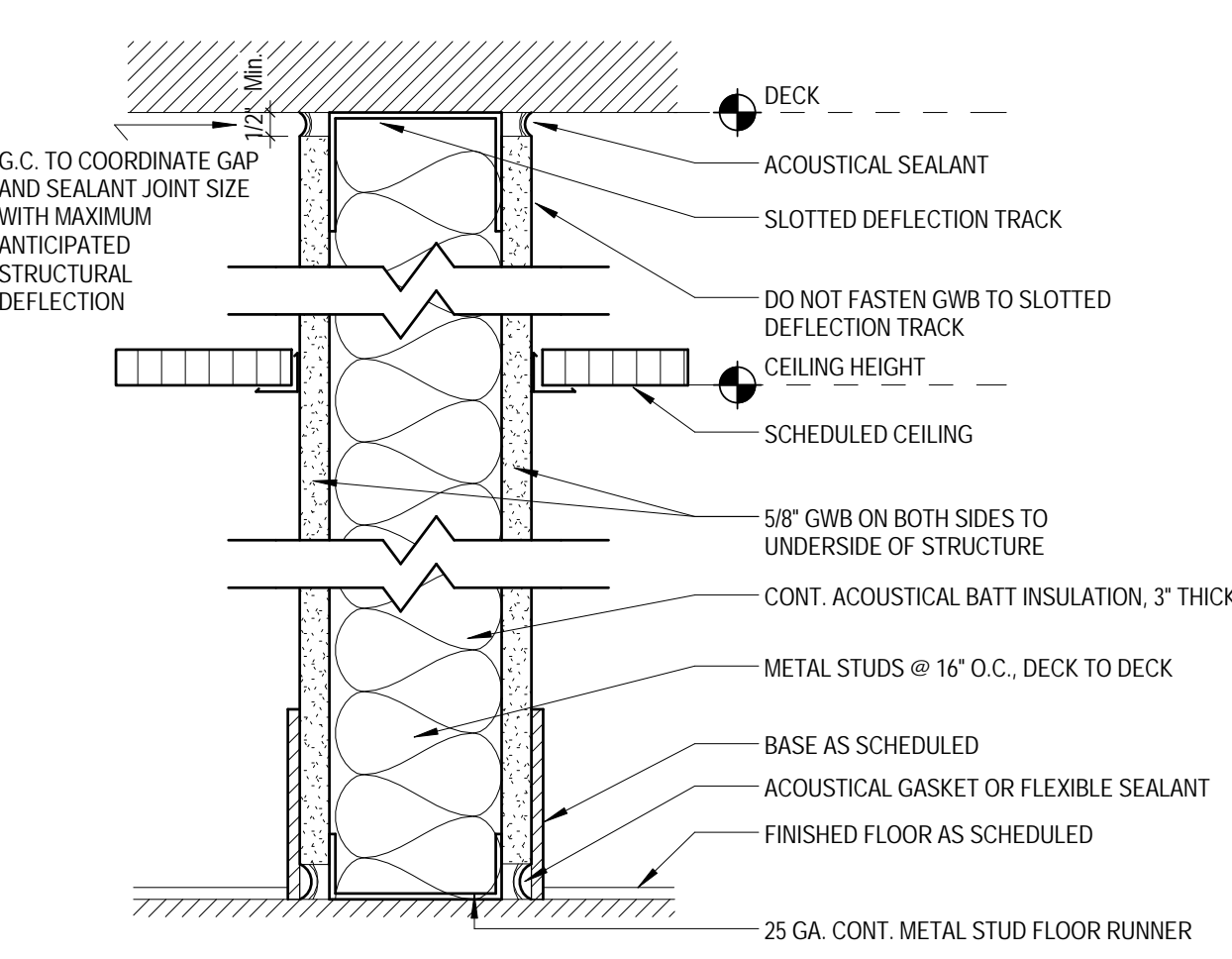
- CONSTRUCTION PLAN NOTES**
- CONTRACTOR SHALL ADVISE ARCHITECT OF ANY DIMENSIONAL CONFLICTS BEFORE PROCEEDING WITH AFFECTED WORK.
  - DIMENSIONS SHOWN ARE TO FACE OF FINISH SURFACE, UNLESS NOTED OTHERWISE.
  - DIMENSIONS TO EXISTING WALLS ARE TO FACE OF WALL UNLESS NOTED OTHERWISE.
  - STUD AND CMU DIMENSIONS SHOWN ARE NOMINAL. VERIFY WITH ARCHITECT ACTUAL DIMENSIONS AND LAYOUT TO AVOID CUMULATIVE ERROR.
  - PARTITIONS SHALL BE PARALLEL OR PERPENDICULAR TO LAYOUT LINES UNLESS NOTED OTHERWISE.
  - ARCHITECT TO APPROVE ALL FLOOR TRACK IN PLACE PRIOR TO ERECTION OF STUDS.
  - PROVIDE ALL BLOCKING AS REQUIRED FOR MILLWORK, ELECTRICAL, PLUMBING INSTALLATION.
  - ADVISE ARCHITECT IF 'MIN.' DIMENSION SHOWN CANNOT BE ACHIEVED.
  - ALL FIRE RATED PARTITIONS, SMOKE BARRIERS, AND OTHER SIMILAR PROTECTED OPENINGS SHALL BE IDENTIFIED, AT NO LESS THE 30' HORIZONTAL INTERVALS, WITH STENCILED 1/2" LETTERING, WITH THE FOLLOWING OR EQUIVALENT TEXT: FIRE AND/OR SMOKE BARRIER PROTECT ALL OPENINGS; IN ACCORDANCE WITH IBC 2009, CHAPTER 7, SEC. 703.6.

**CONSTRUCTION PLAN KEYNOTES**

NOTE	DESCRIPTION
A1	INSTALL NEW FIRE EXTINGUISHER CABINET TO MATCH EXISTING ON FLOOR: J.L. INDUSTRIES "COSMIC" VSP STAINLESS STEEL, SEMI RECESSED, #1037V10, MODEL #1037.



**L GLASS PARTITION TYPE**



**A PARTITION TYPE TO DECK**

**REVISIONS**

**CONSTRUCTION DOCUMENTS**

**BANK OF AMERICA - HOME LOANS**

BANK OF AMERICA  
1 MONUMENT SQUARE, PORTLAND ME

**TITLE**  
10TH FLOOR CONSTRUCTION & FINISH PLAN, & PARTITION TYPES

**DATE** 06/29/17  
**JOB NO.** 17.0239

**DRAWING NO.** **A02.01**

ISSUED FOR CONSTRUCTION

C:\Revit\2015\Local Files\ME PORTLAND\_1 MONUMENT SQ\_10\_FP\_BAC\_CENTRAL\_rjg\101.rvt

Dyer Brown & Associates Inc. ©2017 ALL RIGHTS RESERVED - PLOTTED: 6/29/2017 9:20:50 AM

**2 10TH FLOOR CONSTRUCTION PLAN**  
1/8" = 1'-0"