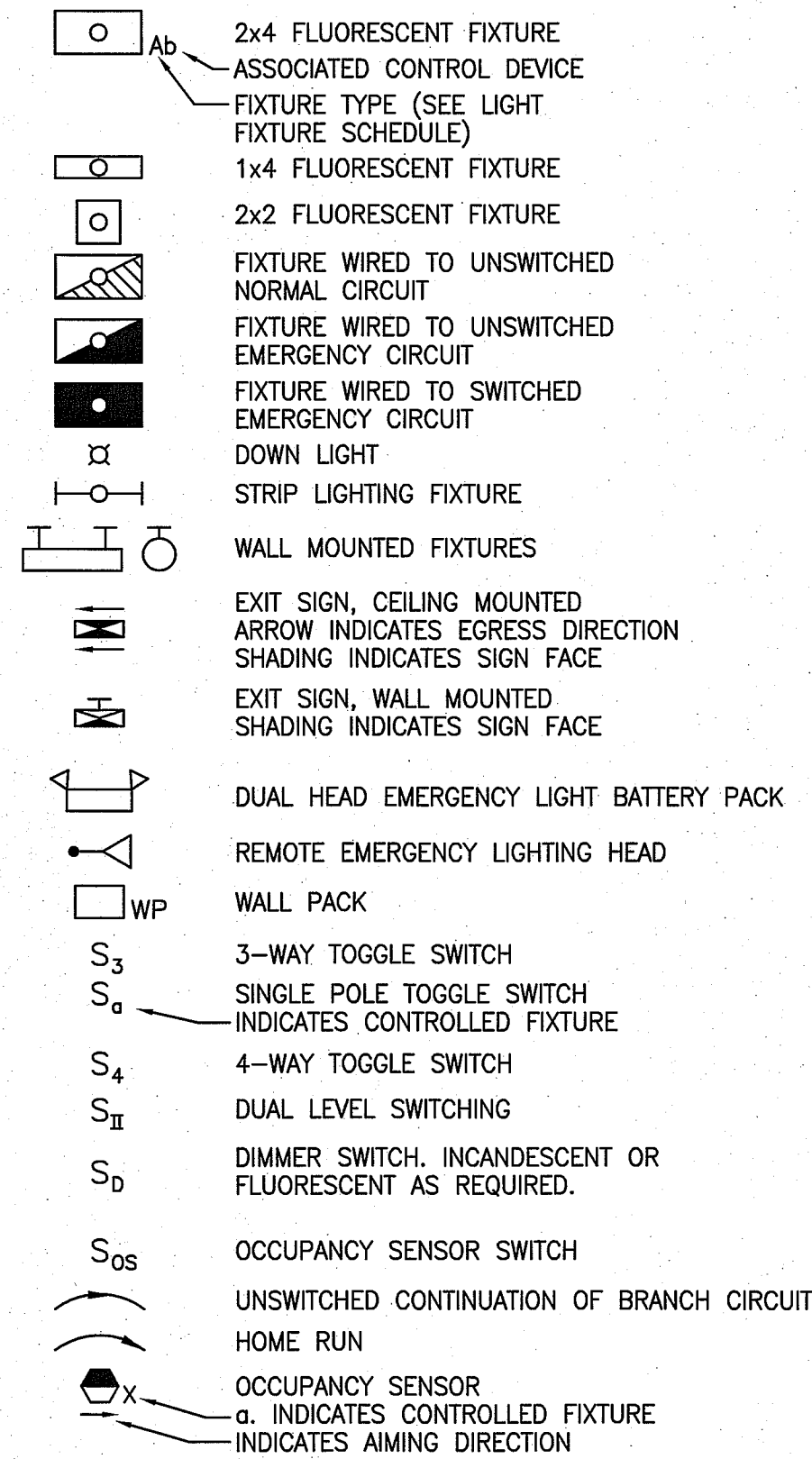
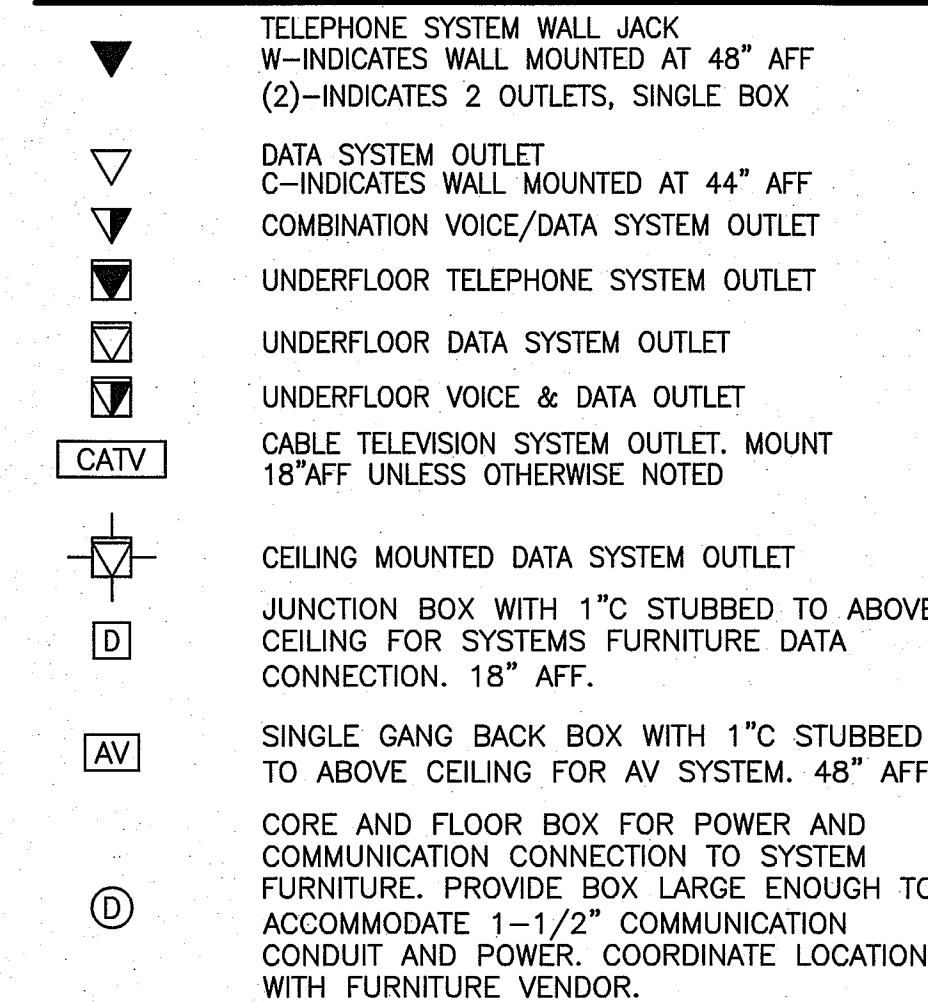


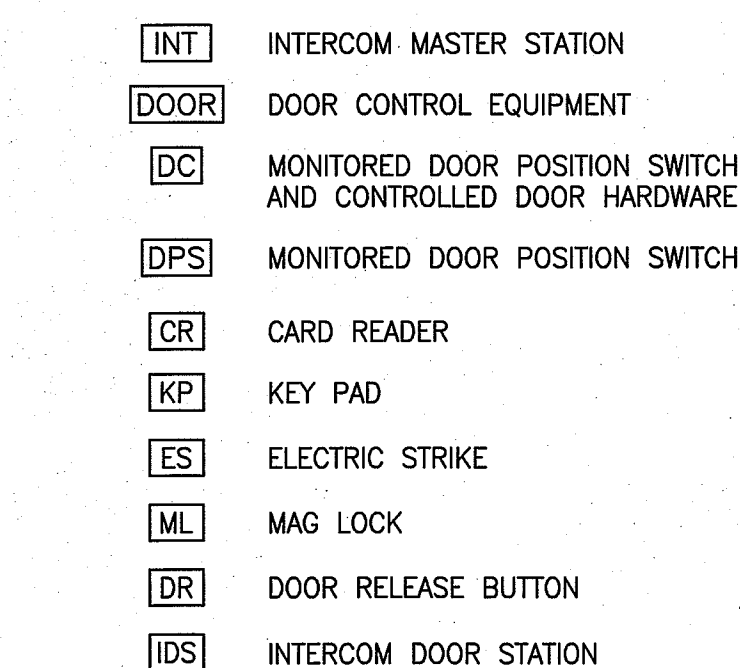
LIGHTING




COMMUNICATION & DATA SYSTEMS



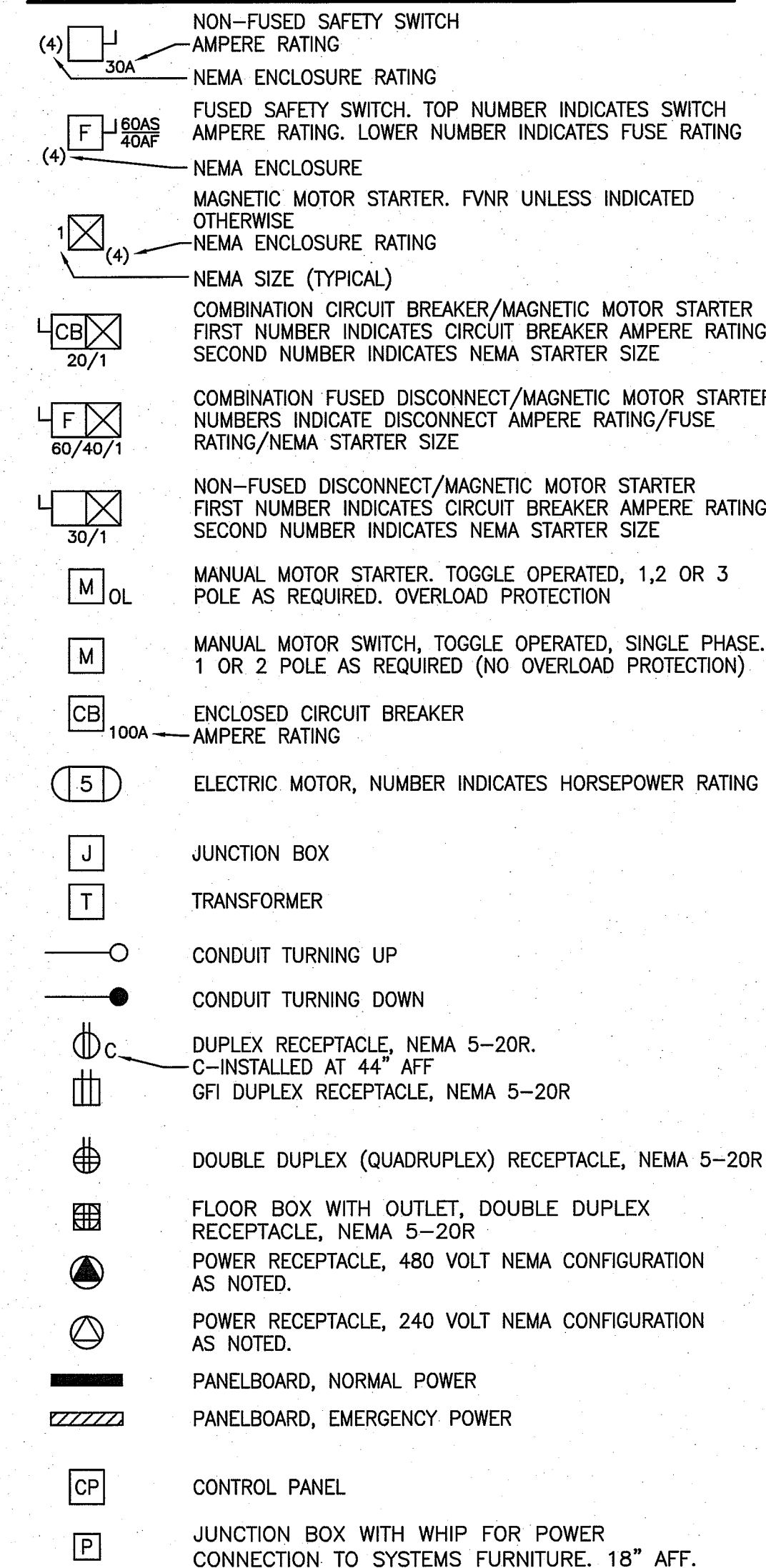
SECURITY SYSTEMS



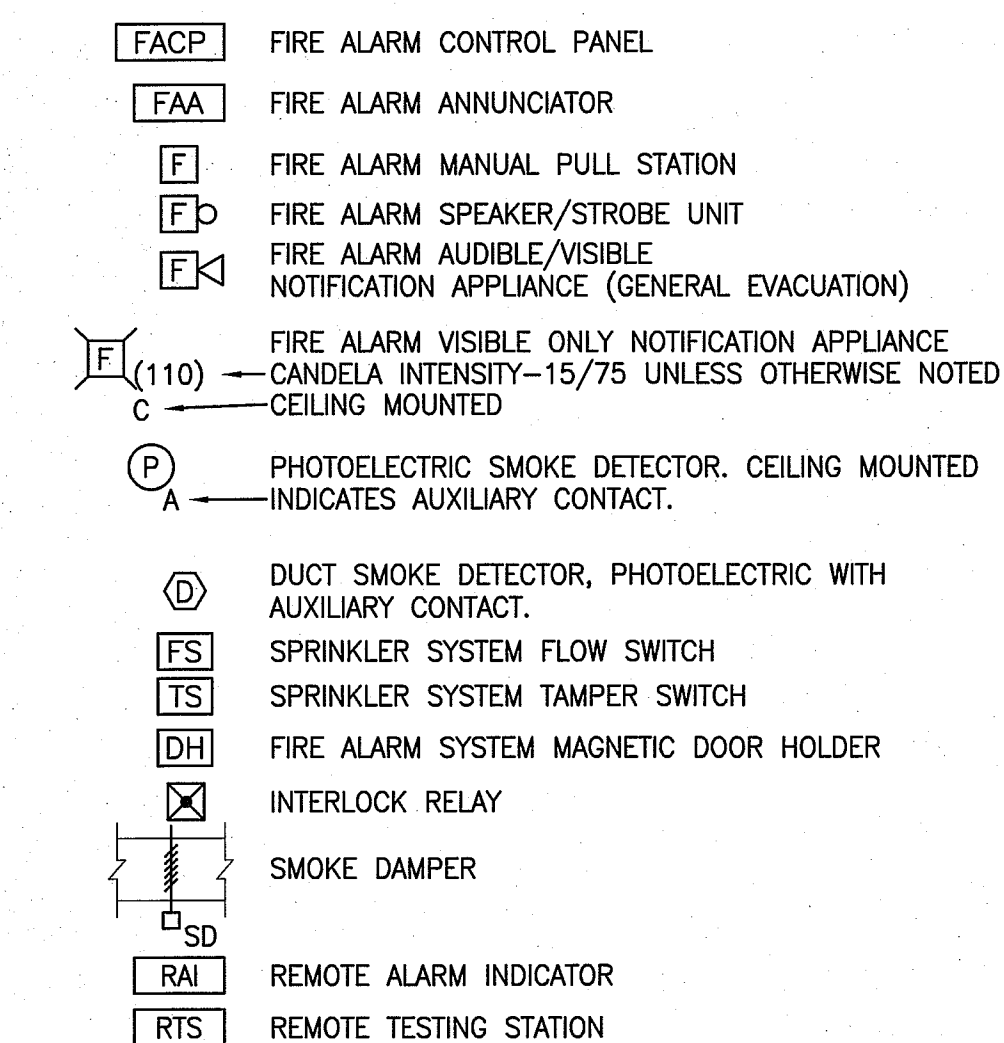
LINE TYPES



POWER



FIRE ALARM



LIGHT FIXTURE SCHEDULE

TYPE	DESCRIPTION	MFR	LAMPS	MOUNTING	NOTES
F1A	DIRECT/INDIRECT LINEAR PENDANT WITH LED SOURCE-8'	LITECONTROL P-ID-L12-8-SOF-STD-35K-110/D35-CWM-D10-1CWQ-277	60W LED 3500K	PENDANT MOUNT 7'-6" AFF	
F1B	DIRECT/INDIRECT LINEAR PENDANT WITH LED SOURCE-4'	LITECONTROL P-ID-L12-4-SOF-LPA-35K-110/D35-CWM-D10-1CWQ-277	30W LED 3500K	PENDANT MOUNT 7'-6" AFF	
F2A	1X4 VOLUMETRIC LENSED BASKET FIXTURE WITH LED SOURCE	LITHONIA VTL4 40L ADP EZ1 LP835	41W LED 3500K	RECESSED CEILING	
F2B	2X2 VOLUMETRIC LENSED BASKET FIXTURE WITH LED SOURCE	LITHONIA 2VTL2 40L ADP EZ1 LP835	41W LED 3500K	RECESSED CEILING	
F3	4" SQUARE DOWNLIGHT WITH LED SOURCE	GOTHAM EVO SQ 35/10 4AR 277	21W LED 3500K	RECESSED CEILING	
F4	4" SQUARE WALL WASH DOWNLIGHT WITH LED SOURCE	GOTHAM EVO SQLW 35/10 4AR LD 277	19W LED 3500K	RECESSED CEILING	
F5	PENDANT WITH CONICAL GLASS DIFFUSER AND LED SOURCE	FLOS FUCSIA 1 120V	LED R50 LAMP WITH E14 BASE 3500K	PENDANT MOUNT	CONFIRM MOUNTING HEIGHT WITH ARCHITECT
F6	PENDANT WITH NESTED DIFFUSERS	ARTEMIDE LOGICO 0454028 18W T4 FLUORESCENT 277	18W T4 FLUORESCENT 3500K	PENDANT MOUNT	CONFIRM MOUNTING HEIGHT WITH ARCHITECT
F7	UNDER COUNTER TASK LIGHT WITH LED SOURCE	DAY-BRITE LINC100-LXX-277-WHG	6W LED 3500K	SURFACE MOUNT UNDER CABINET	
F8	4' INDUSTRIAL STRIP LIGHT WITH DIFFUSE LENS AND LED SOURCE	LITHONIA ZL1N L46 FST MVOLT 35K 80CR1 WH HC36	32W LED 3500K	CHAIN HUNG 7' AFF	
F9	4" RECESSED LINEAR FIXTURE WITH DIFFUSE LENS	FOCAL POINT FSM4 FL 2T5 1C UNV S T2 4'	2-28W T5 3500K	RECESSED CEILING	
F10	4" RECESSED LINEAR WALL WASH FIXTURE WITH OPEN OPTIC	FOCAL POINT FSM4A NS 1T5 1C UNV T2 S 4'	1-28W T5 3500K	RECESSED CEILING	
	EDGE LIT EXIT SIGN WITH INTEGRAL BATTERY AND LED SOURCE	LITHONIA LRP X RMR XX 120/277	3.4W LED	CEILING MOUNT	COORDINATE NUMBER OF FACES AND DIRECTIONAL INDICATORS WITH DRAWINGS
	ARCHITECTURAL EMERGENCY EGRESS FIXTURE WITH INTEGRAL BATTERY PACK, WHITE HOUSING AND LED SOURCE	LITHONIA ELMILT W LP06VS LTP	3.4W LED	CEILING MOUNT	

ABBREVIATIONS

AAMP	AMPERE	LA	LIGHTNING ARRESTER
AFF	ABOVE FINISHED FLOOR	LTG	LIGHTING
AHJ	AUTHORITY HAVING JURISDICTION	MC	METAL CLAD
AIC	AMPERE INTERRUPTING CAPACITY	MCB	MAIN CIRCUIT BREAKER
AWG	AMERICAN WIRE GAUGE	MFR	MANUFACTURER
BFG	BELOW FINISHED GRADE	MI	MINERAL INSULATED
BOS	BOTTOM OF STEEL	MLO	MAIN LUG ONLY
C	CONDUIT, CONDUCTOR	MTD	MOUNTED
CATV	CABLE TELEVISION	MV	MEDIUM VOLTAGE
CB	CIRCUIT BREAKER	NC	NORMALLY CLOSED
CCTV	CLOSED CIRCUIT TELEVISION	NEC	NATIONAL ELECTRICAL CODE
CPT	CONTROL POWER TRANSFORMER	NEG	NEGATIVE
CT	CURRENT TRANSFORMER	NEUT	NEUTRAL
CU	COPPER	NIC	NOT IN CONTRACT
DACT	DIGITAL ALARM COMMUNICATOR TRANSMITTER	NO	NORMALLY OPEN
DB	DIRECT BURIED	NTS	NOT TO SCALE
DN	DOWN	PF	POWER FACTOR
DMT	ELECTRICAL METALLIC TUBING	PH	PHASE
EWC	ELECTRIC WATER COOLER	PVC	POLYVINYL CHLORIDE
FAA	FIRE ALARM ANNUNCIATOR	RCS	RIGID STEEL CONDUIT
FACP	FIRE ALARM CONTROL PANEL FURNISHED BY OTHERS	RSC	RIGID STEEL CONDUIT
FBO	FUSE	RTD	RESISTANCE TEMPERATURE DETECTOR
FU	FURNISHED WITH EQUIPMENT	SN	SOLID NEUTRAL
GEN	GENERATOR	STP	SHIELDED TWISTED PAIR
GFCI	GROUND FAULT CIRCUIT BREAKER	STT	SHIELDED TWISTED TRIPLET
GND	GROUND	SWBD	SWITCHBOARD
HP	HORSEPOWER	SWGR	SWITCHGEAR
HTR	HEATER	TOS	TOP OF STEEL
IG	ISOLATED GROUND	TP	TAMPER PROOF
IMC	INTERMEDIATE METAL CONDUIT	TRANSF	TRANSFORMER
K	KILO	TVSS	TRANSIENT VOLTAGE SURGE SUPPRESSOR
KCMIL	THOUSAND CIRCULAR MILS	UNO	UNLESS NOTED OTHERWISE
KV	KILOVOLT	V	VOLT
KVA	KILOVOLT-AMPERE	VA	VOLT-AMPERE
KVAR	KILOVOLT-AMPERE REACTIVE	VAR	VOLT-AMPERE REACTIVE
KW	KILOWATT	WM	WATT METER
KWH	KILOWATT-HOUR	WP	WEATHER PROOF
		XFMR	TRANSFORMER
		XP	EXPLOSION PROOF

GENERAL NOTES:

- ALL WORK SHALL BE PERFORMED IN ACCORDANCE WITH NFPA-70, NATIONAL ELECTRICAL CODE (NEC).
- ALL MOTOR SAFETY SWITCHES, DISCONNECTS AND MOTOR STARTERS ARE PROVIDED BY DIVISION 260000 UNLESS NOTED AS FURNISHED WITH EQUIPMENT (FWE).
- UNLESS OTHERWISE NOTED CONVENIENCE RECEPTACLES SHALL BE MOUNTED 18-INCHES AFF, LIGHTING TOGGLE SWITCHES 48-INCHES AFF, DATA SYSTEM OUTLETS 18-INCHES AFF, FIRE ALARM NOTIFICATION DEVICES 80-INCHES AFF OR 6-INCHES BELOW CEILING, WHICHEVER IS LOWER, AND FIRE ALARM MANUAL PULL STATIONS 48-INCHES TO TOP OF DEVICE.
- ALL PENETRATIONS THROUGH FLOORS, RATED WALLS AND PARTITIONS SHALL BE SEALED WITH UL APPROVED FIRE SEALANT MATERIAL TO MAINTAIN THE RATING OF SEPARATION.
- ALL ENCLOSURES, CONDUIT BODIES AND THEIR COVERS CONTAINING FIRE ALARM SYSTEM CONDUCTORS SHALL BE PAINTED RED.
- AN EQUIPMENT GROUNDING CONDUCTOR SHALL BE INSTALLED WITH EVERY FEEDER AND BRANCH CIRCUIT.
- UNLESS OTHERWISE NOTED WIRING SHALL BE #12 AWG CONDUCTORS AND #12 GND. HOME RUNS FED FROM 20A-1P CIRCUITS IN EXCESS OF 100 FEET SHALL BE #10 AWG.
- FLEXIBLE CONNECTIONS TO MOTORS SHALL BE LIQUID TIGHT FLEXIBLE METAL CONDUIT, UNLESS OTHERWISE NOTED.
- LIGHTING TOGGLE SWITCHES SHALL BE COMMERCIAL SPECIFICATION GRADE 277 VOLT, SIDE WIRED AND PROVIDED WITH GROUNDING SCREW, LEVITON, PASS AND SEYMOUR OR APPROVED EQUAL. COORDINATE COLOR WITH ARCHITECT.
- CONVENIENCE RECEPTACLES SHALL BE COMMERCIAL SPECIFICATION GRADE GROUNDING TYPE NEMA 5-20R, SIDE WIRED, LEVITON, PASS AND SEYMOUR OR APPROVED EQUAL. COORDINATE COLOR WITH ARCHITECT.
- PROVIDE WALL PLATES FOR ALL WIRING DEVICES, COLORED SMOOTH TYPE THERMOPLASTIC IN FINISHED AREAS AND GALVANIZED IN UNFINISHED AREAS.
- ALL WIRING SHALL BE 600V, COPPER WITH THHN/THWN INSULATION. SERVICE ENTRANCE CONDUCTORS SHALL HAVE XHHW INSULATION.
- FIRE ALARM CABLE TO BE PLENUM RATED.

GENERAL NOTE

- ALL GENERAL NOTES, SYMBOL LISTS, AND DETAILS ARE TO BE CONSIDERED AS APPLICABLE TO ALL ELECTRICAL DRAWINGS FOR THIS PROJECT. SYMBOLS AND ABBREVIATIONS SHOWN ON THIS SHEET ARE FOR REFERENCE ONLY AND DO NOT INDICATE THEIR INCORPORATION IN THE DESIGN.


DYER BROWN

Dyer Brown Architects
dyerbrown.com

One Winthrop Square
Boston, MA 02110-1209

T 617 426 1680
F 617 426 2187

ARCHITECTURE 144 Fore Street/P.O. Box 618
ENGINEERING Portland, Maine 04104
PLANNING tel. (207) 772-3846
INTERIOR DESIGN fax. (207) 772-1070
COMMISSIONING www.dbrinc.com
SMRT PROJECT #15035



REVISIONS

BANK OF AMERICA - 9TH & 10TH FLOORS

BANK OF AMERICA

1 MONUMENT SQUARE
Portland, ME

TITLE
ELECTRICAL LEGEND AND GENERAL NOTES

DATE **JOB NO.**
May 11, 2015 15051.00

DRAWING NO.
E-001

ISSUED FOR CONSTRUCTION

