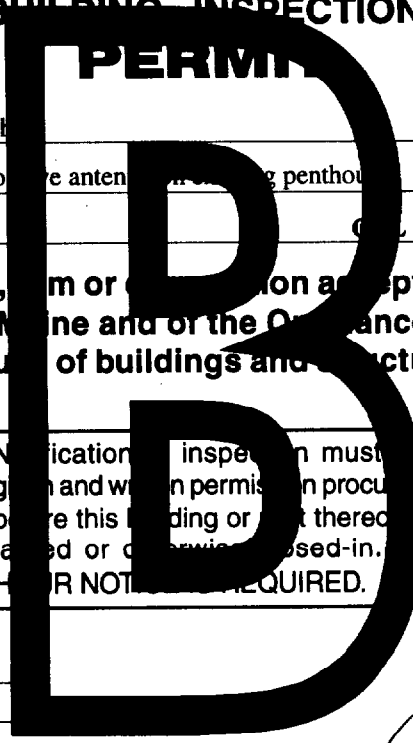


DISPLAY THIS CARD ON PRINCIPAL FRONTAGE OF WORK CITY OF PORTLAND

BUILDING INSPECTION

Permit Number: 030015

Please Read Application And Notes, If Any, Attached



This is to certify that Finard Murray W Tr/Nortech
has permission to Installation of 1' panel microwave antenna on existing penthouse
AT 1 Monument Sq 032 K012001

provided that the person or persons, firm or corporation accepting this permit shall comply with all of the provisions of the Statutes of Maine and of the Ordinances of the City of Portland regulating the construction, maintenance and use of buildings and structures, and of the application on file in this department.

Apply to Public Works for street line and grade if nature of work requires such information.

Notification of inspection must be given and written permission procured before this building or part thereof is loaded or otherwise used-in. HOUR NOTIFICATION REQUIRED.

A certificate of occupancy must be procured by owner before this building or part thereof is occupied.

OTHER REQUIRED APPROVALS

Fire Dept. [Signature]
Health Dept. _____
Appeal Board _____
Other _____
Department Name

[Signature]
Director - Building & Inspection Services

PENALTY FOR REMOVING THIS CARD

City of Portland, Maine - Building or Use Permit Application

389 Congress Street, 04101 Tel: (207) 874-8703, Fax: (207) 874-8716

Permit No: 03-0015	Issue Date:	CBL: 032 K012001
-----------------------	-------------	---------------------

Location of Construction: 1 Monument Sq	Owner Name: Finard Murray W Tr	Owner Address: One Monument Square Suite 200	Phone:
Business Name: n/a	Contractor Name: Nortech	Contractor Address: 35 Norton rd. Launton	Phone:
Lessee/Buyer's Name n/a	Phone: n/a	Permit Type: Alterations - Commercial	Zone: B-3

Past Use: Commercial	Proposed Use: Commercial / Wireless Communication Facility; Installation of 1' panel microwave antenna on existing penthouse.	Permit Fee: \$37.00	Cost of Work: \$2,000.00	CEO District: 1
Proposed Project Description: Installation of 1' panel microwave antenna on existing penthouse		FIRE DEPT: <input checked="" type="checkbox"/> Approved <input type="checkbox"/> Denied	INSPECTION: Use Group: <i>NA</i> Type: <i>NA</i> <i>11/16/03</i> <i>[Signature]</i>	
		Signature: <i>[Signature]</i>		Signature: <i>[Signature]</i>
PEDESTRIAN ACTIVITIES DISTRICT (P.A.D.)				
Action: <input type="checkbox"/> Approved <input type="checkbox"/> Approved w/Conditions <input type="checkbox"/> Denied				
Signature: _____ Date: _____				

Permit Taken By: gg	Date Applied For: 01/08/2003	Zoning Approval		
------------------------	---------------------------------	------------------------	--	--

<p>1. This permit application does not preclude the Applicant(s) from meeting applicable State and Federal Rules.</p> <p>2. Building permits do not include plumbing, septic or electrical work.</p> <p>3. Building permits are void if work is not started within six (6) months of the date of issuance. False information may invalidate a building permit and stop all work..</p>	<p>Special Zone or Reviews</p> <p><input type="checkbox"/> Shoreland</p> <p><input type="checkbox"/> Wetland</p> <p><input type="checkbox"/> Flood Zone</p> <p><input type="checkbox"/> Subdivision</p> <p><input type="checkbox"/> Site Plan</p> <p>Maj <input type="checkbox"/> Minor <input checked="" type="checkbox"/> MM <input type="checkbox"/></p> <p>Date: <i>1/9/03</i></p>	<p>Zoning Appeal</p> <p><input type="checkbox"/> Variance</p> <p><input type="checkbox"/> Miscellaneous</p> <p><input type="checkbox"/> Conditional Use</p> <p><input type="checkbox"/> Interpretation</p> <p><input type="checkbox"/> Approved</p> <p><input type="checkbox"/> Denied</p> <p>Date: _____</p>	<p>Historic Preservation</p> <p><input checked="" type="checkbox"/> Not in District or Landmark</p> <p><input type="checkbox"/> Does Not Require Review</p> <p><input type="checkbox"/> Requires Review</p> <p><input type="checkbox"/> Approved</p> <p><input type="checkbox"/> Approved w/Conditions</p> <p><input type="checkbox"/> Denied</p> <p>Date: <i>[Signature]</i></p>
	<p><i>section 14-430 allows erection above height limitations</i></p>		

CERTIFICATION

I hereby certify that I am the owner of record of the named property, or that the proposed work is authorized by the owner of record and that I have been authorized by the owner to make this application as his authorized agent and I agree to conform to all applicable laws of this jurisdiction. In addition, if a permit for work described in the application is issued, I certify that the code official's authorized representative shall have the authority to enter all areas covered by such permit at any reasonable hour to enforce the provision of the code(s) applicable to such permit.

SIGNATURE OF APPLICANT	ADDRESS	DATE	PHONE
RESPONSIBLE PERSON IN CHARGE OF WORK, TITLE		DATE	PHONE

03005

All Purpose Building Permit Application

If you or the property owner owes real estate or personal property taxes or user charges on any property within the City, payment arrangements must be made before permits of any kind are accepted.

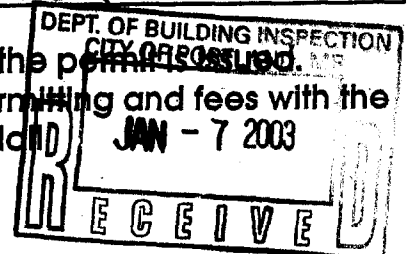
Location/Address of Construction: <u>1 Monument Square</u>		
Total Square Footage of Proposed Structure <u>> than 1 square</u>	Square Footage of Lot <u>N/A</u>	
Tax Assessor's Chart, Block & Lot Chart# <u>032</u> Block# <u>K</u> Lot# <u>012</u>	owner: <u>Congress Federal Realty LLC</u>	Telephone:
Lessee/Buyer's Name (if Applicable) <u>Verizon Wireless</u> <u>400 Friberg Pkwy</u> <u>Westborough MA 01581</u>	Applicant name, address & telephone: <u>Same</u> contact: <u>Amy Mower</u> <u>846.589.9370</u>	Cost Of Work: \$ <u>2000</u> Fee: \$ <u>37.00</u>
Current use: _____		
If the location is currently vacant, what was prior use: <u>N/A</u>		
Approximately how long has it been vacant: <u>N/A</u>		
Proposed use: <u>Wireless Communication facility</u>		
Project description: <u>Installation of 1' panel microwave antenna on existing penthouse</u>		
Contractor's name, address & telephone: <u>Nortech 35 Norton Rd. Taunton MA 01960</u>		
Who should we contact when the permit is ready: _____		
Mailing address: <u>See card</u>		
We will contact you by phone when the permit is ready. You must come in and pick up the permit and review the requirements before starting any work, with a Plan Reviewer. A stop work order will be issued and a \$100.00 fee if any work starts before the permit is picked up. PHONE:		

IF THE REQUIRED INFORMATION IS NOT INCLUDED IN THE SUBMISSIONS THE PERMIT WILL BE AUTOMATICALLY DENIED AT THE DISCRETION OF THE BUILDING/PLANNING DEPARTMENT, WE MAY REQUIRE ADDITIONAL INFORMATION IN ORDER TO APPROVE THIS PERMIT.

I hereby certify that I am the Owner of record of the named property, or that the owner of record authorizes the proposed work and that I have been authorized by the owner to make this application as his/her authorized agent. I agree to conform to all applicable laws of this jurisdiction. In addition, if a permit for work described in this application is issued, I certify that the Code Official's authorized representative shall have the authority to enter all areas covered by this permit at any reasonable hour to enforce the provisions of the codes applicable to this permit.

Signature of applicant: Amy Mower on behalf of Verizon Wireless Date: 1.7.03

This is NOT a permit, you may not commence ANY work until the permit is issued.
If you are in a Historic District you may be subject to additional permitting and fees with the Planning Department on the 4th floor of City Hall



WELLMAN ASSOCIATES
INCORPORATED

FACSIMILE TRANSMITTAL SHEET


TO: GAYLE	FROM: AMY MOWER
COMPANY:	DATE: January 8, 2003
FAX NUMBER: 207-874-8716	TOTAL NO. OF PAGES INCLUDING COVER: 3
PHONE NUMBER:	
RE: 1 MONUMENT SQUARE	

URGENT FOR REVIEW PLEASE COMMENT PLEASE REPLY PLEASE RECYCLE

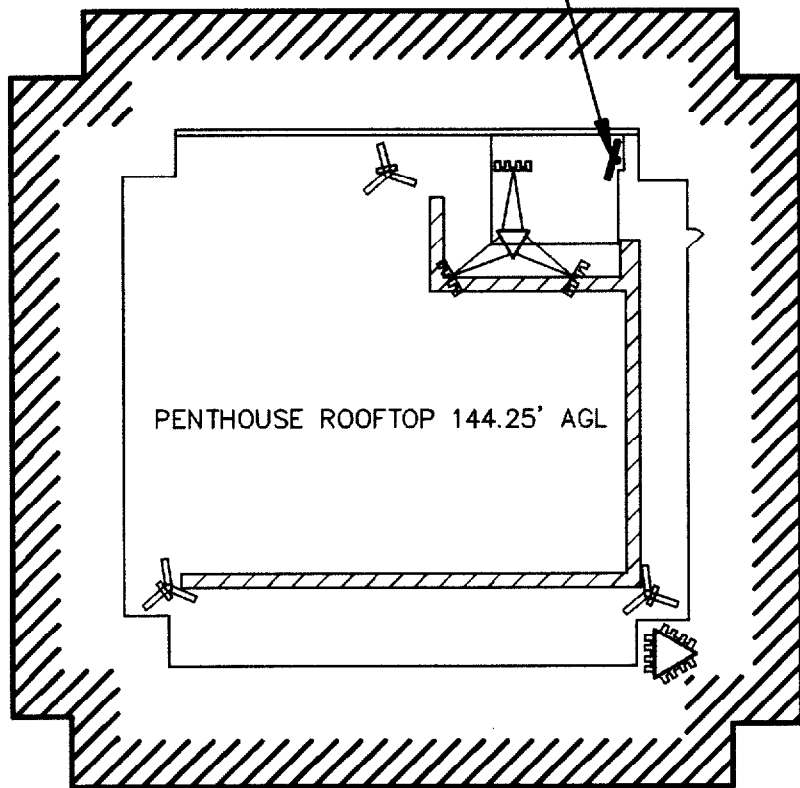
NOTES/COMMENTS:

Attached please find the detail sheets for Verizon Wireless' proposed antenna installation at the above address. Please include this information with the Building Permit Application and site sketch which were submitted yesterday.

Please contact me if you have any questions at 978-589-9870 or 978-337-5210.



PROPOSED TENNANT
 DFFDI-52
 1' PANEL ANTENNA
 AZ=248.33°



REVISED THRU 11-19-02

EXHIBIT A
 PROPOSED ROOF TOP
 INSTALLATION
 AT
 1 MONUMENT SQUARE
 PORTLAND, MAINE
 FOR:
 VERIZON WIRELESS
 WESTBOROUGH, MA 01581

Sebago Technics

Engineering Expertise You Can Build On

One Chobot Street
 Westbrook, Me 04098-1339
 Tel (207) 856-0277



DESIGN BY:	CLB
DRAWN BY:	WJN
CHECKED BY:	CLB
DATE:	11-12-02
SCALE:	NONE
FIELD BK:	.
PROJ. NO:	99410
DRAWING:	99410EA

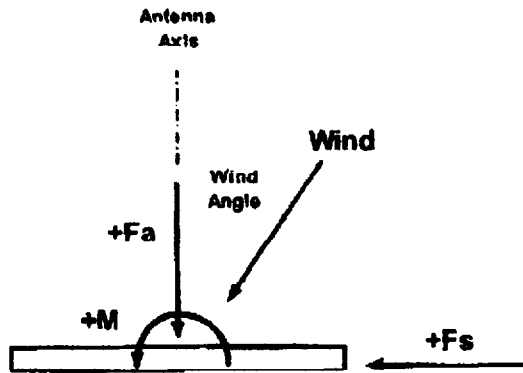
SHEET 1 OF 1

Directional Flat Panel Antenna Windloading

Directional Flat Panel Antennas

Approximate Wind Forces at 125 mph (200 kmh)

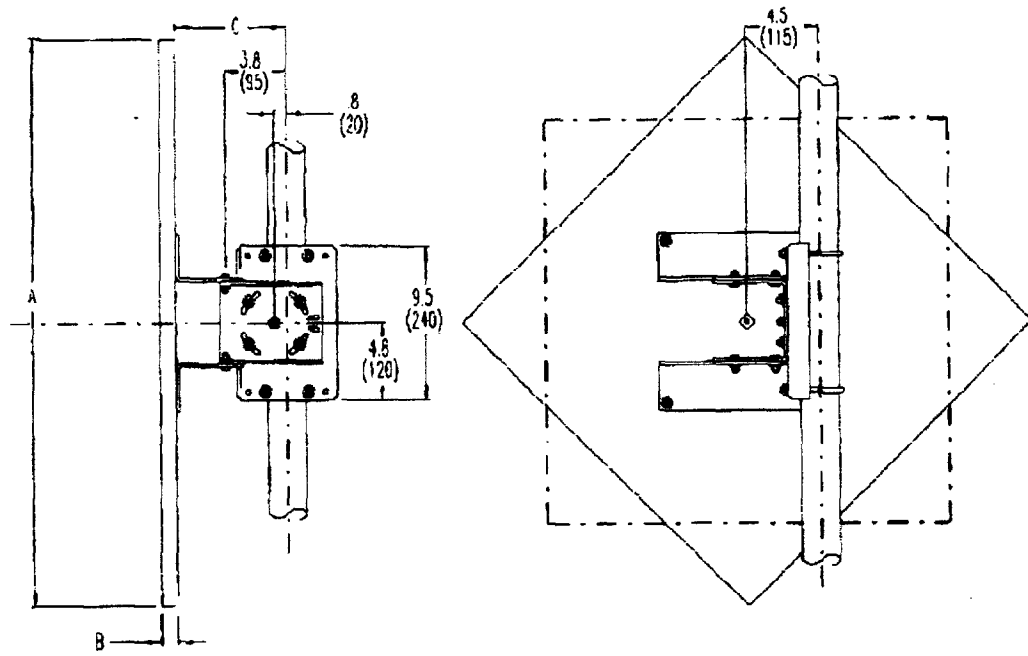
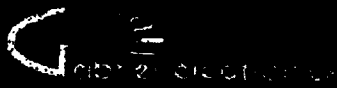
Panel Windloading



Antenna Size ft (meters)	Wind Angle (degrees)	Axial Force FA lb (N)	Side Force FS lb (N)	Twisting moment ft-lb (N-m)
0.5 (0.15)	0	16 (71)	0 (0)	0 (0)
	60	14 (62)	8 (36)	-1 (-1)
	120	-14 (-62)	8 (36)	1 (1)
1 (0.3)	180	-16 (-71)	0 (0)	0 (0)
	0	56 (250)	0 (0)	0 (0)
	60	49 (220)	21 (90)	-5 (-7)
2 (0.6)	120	-49 (-220)	21 (90)	5 (7)
	180	-56 (-250)	0 (0)	0 (0)
	0	203 (900)	0 (0)	0 (0)
2' (0.6)	60	176 (780)	32 (140)	-33 (-45)
	120	-176 (-780)	32 (140)	33 (45)
	180	-203 (-900)	0 (0)	0 (0)

Notes:
 1 Values are suitable for square or diagonal configuration models.
 2 Bold values indicate maximum.

Directional Flat Panel Antenna Dimensions



Panel Quick Align Mount

The Quick Align Mount is Patent Pending

Quick Align Mount (QAM)
Antenna Size

14 (1)	1.3 mm	2A	1.6 mm
10	(mm)	10	(mm)

A	Antenna Height & Width Diagonal Orientation	18.7 (475)	35.3 (895)
A	Antenna Height & Width Square Orientation	13.2 (335)	25.1 (640)
B	Panel Thickness, 2.3-3.6 GHz	1.1 (28)	1.1 (28)
B	Panel Thickness, 5.2-5.8 GHz	1.1 (28)	1.1 (28)
C	Rear of Antenna Mast Diameter ⁽¹⁾	5.1 (130)	6.8 (175)
	Elevation Range	2.375 (60)	2.375 (60)
	Fine Azimuth Range	±20°	±10°

- (1) Quick Align Mounts are optional on DFP1 models and are denoted by an (M1) model # suffix.
- (2) Mount can be configured with left or right offset.
- (3) Order optional Clamp Kit MCKQA-19-45 for 1.9 in. - 4.5 in. (50 - 115 mm) mast diameters