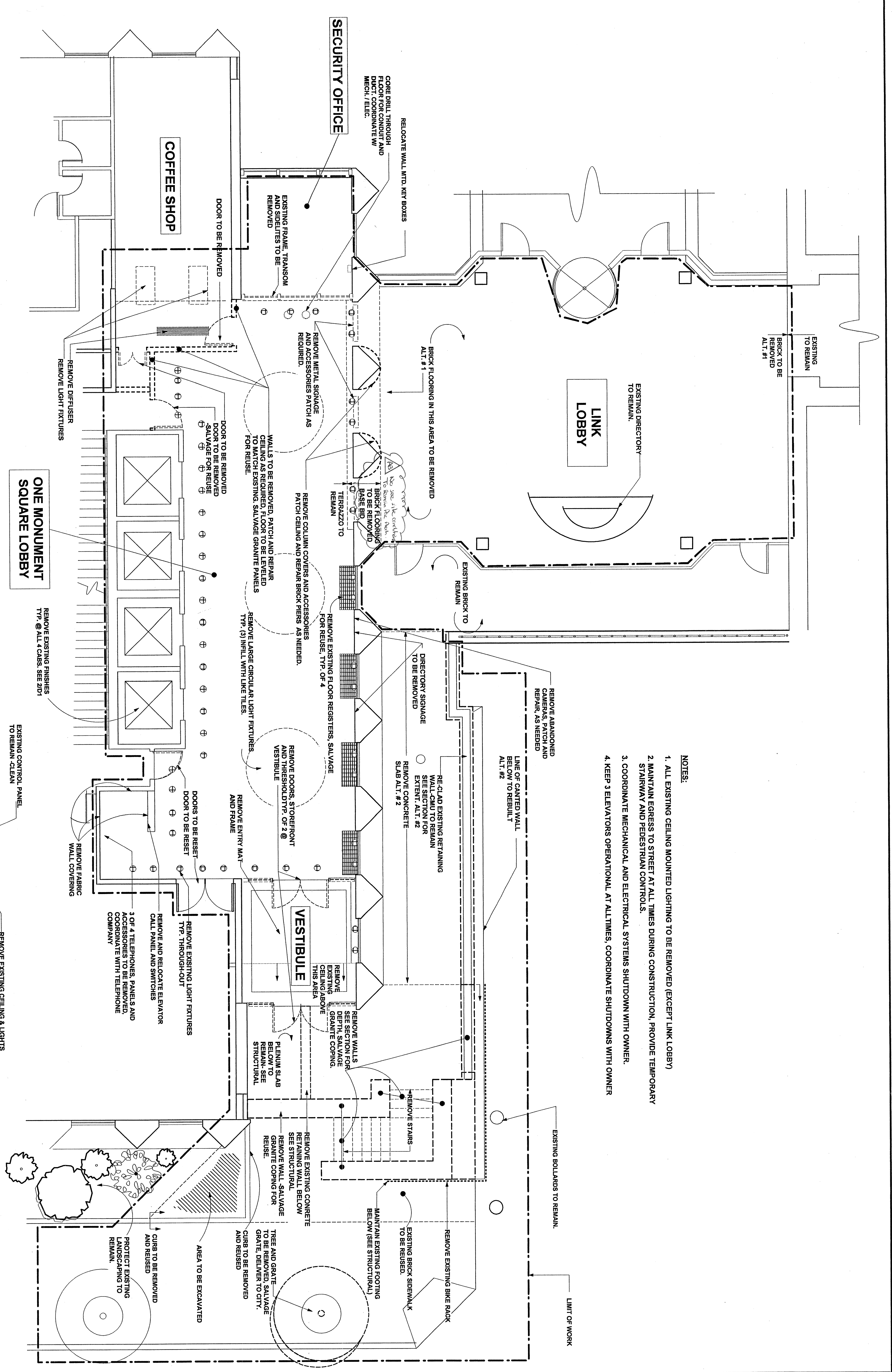
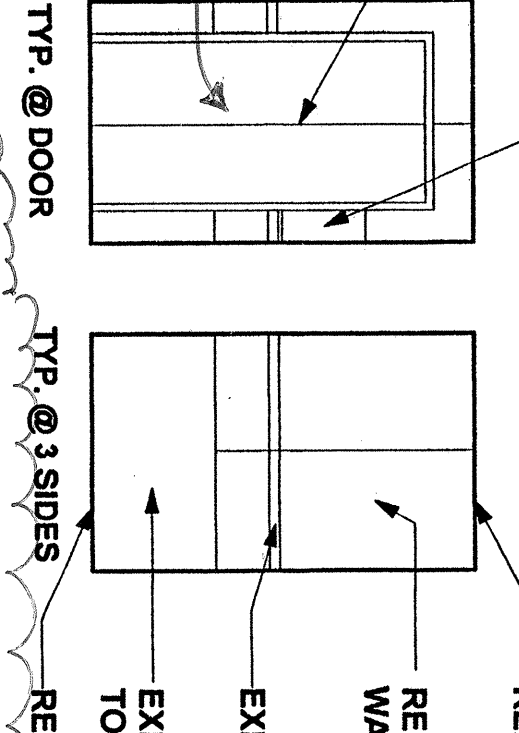




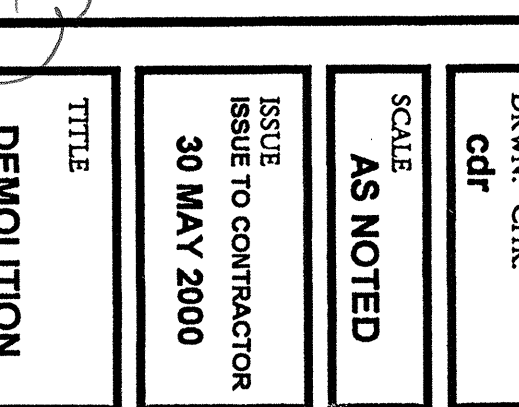

1 DEMOLITION PLAN  
Scale: 1/4" = 1'-0"



- NOTES:**
1. ALL EXISTING CEILING MOUNTED LIGHTING TO BE REMOVED (EXCEPT LINK LOBBY)
  2. MAINTAIN EGRESS TO STREET AT ALL TIMES DURING CONSTRUCTION, PROVIDE TEMPORARY STAIRWAY AND PEDESTRIAN CONTROLS.
  3. COORDINATE MECHANICAL AND ELECTRICAL SYSTEMS SHUTDOWN WITH OWNER.
  4. KEEP 3 ELEVATORS OPERATIONAL AT ALL TIMES, COORDINATE SHUTDOWNS WITH OWNER



REMOVE EXISTING FLOORING  
1. Show elevator wall panels and doors to be removed, leaving a 1/2" gap between panels and doors.  
2. Ceiling is to be removed with floor joists and joists are to be left in place.  
3. Show ceiling lights going into Junction box on top of cab.



**ONE MONUMENT SQUARE  
ENTRANCE AND LOBBY RENOVATIONS  
FINARD & COMPANY  
PORTLAND, MAINE**

**ARCHITECTURE  
INTERIOR DESIGN  
PLANNING**

**FDI ARCHITECTS**

40 BARTMOUTH STREET  
PORTLAND, MAINE 04101  
207 775-1099 / 207 774-4849  
600 BR 555  
207 775-3044 FAX

THE MILLEARY  
1206 STREET EXTENSION  
NASHUA, NEW HAMPSHIRE 03060  
603 881-5555  
603 881-3422 FAX

Copyright 2000  
FDI Architects  
No portion of this document may be  
reproduced or transmitted in any form  
without the written permission of FDI Architects.

SHEET  
**D1**