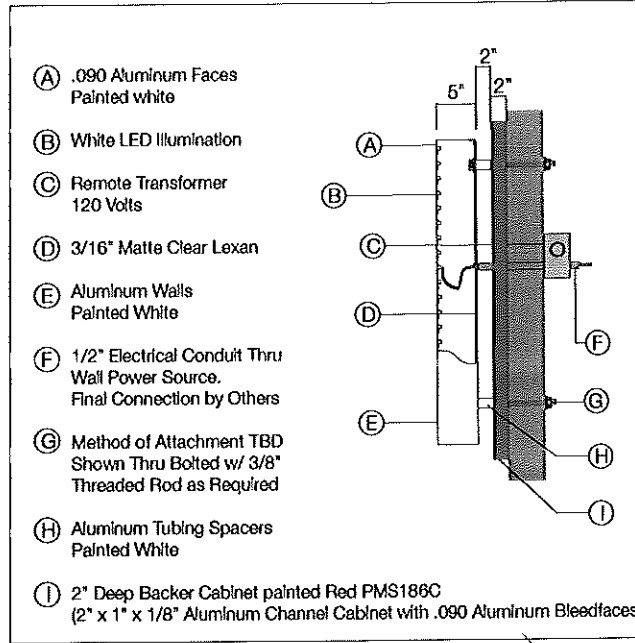


A Sign Elevation - Front View
Scale: 1/2"=1'-0"



B Sign Elevation - Side View
Not to Scale

Specifications

Qty = 1

Single Face Internally Illuminated Building Sign

*Remove & Dispose of Existing Sign Panel

Channel Letters

- 5" Deep halo illuminated remote wired reverse channel letters
- Faces and returns painted white
- White LED illumination
- Mounted to backer cabinet with 2" spacers as required
- Spacers painted white

Backer Cabinet

- 2" deep aluminum u-channel cabinet with .090 aluminum bleed faces
- (2" x 1" x 1/8" aluminum channel)
- Faces and returns to be painted red
- Flush mounted to exterior fascia with threaded rod as required

Colors & Materials

Paint

Red Paint; Satin Finish
Match PMS 186C

White Paint; Satin Finish

Note:
This is an original unpublished drawing created by Poyant Signs, Inc. It is submitted for your personal use in connection with a project being planned for you by Poyant Signs, Inc. It is not to be shown to anyone outside your organization, nor is it to be reproduced, copied or exhibited in any fashion until transferred.

Revisions:



This sign is intended to be installed in accordance with the requirements of Article 600 of the National Electrical Code and / or other applicable local codes. This includes proper grounding and bonding of the sign.

Approved By: _____


Date: _____

Building Sign


Option A



C Photo Comp - Existing
Not to Scale



D Photo Comp - Proposed (Day View)
Not to Scale



E Photo Comp - Proposed (Night View)
Not to Scale

Halo-Illuminated
Illumination Example