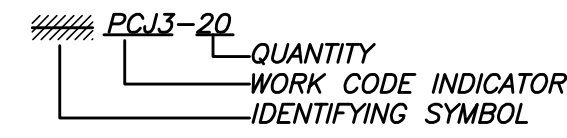


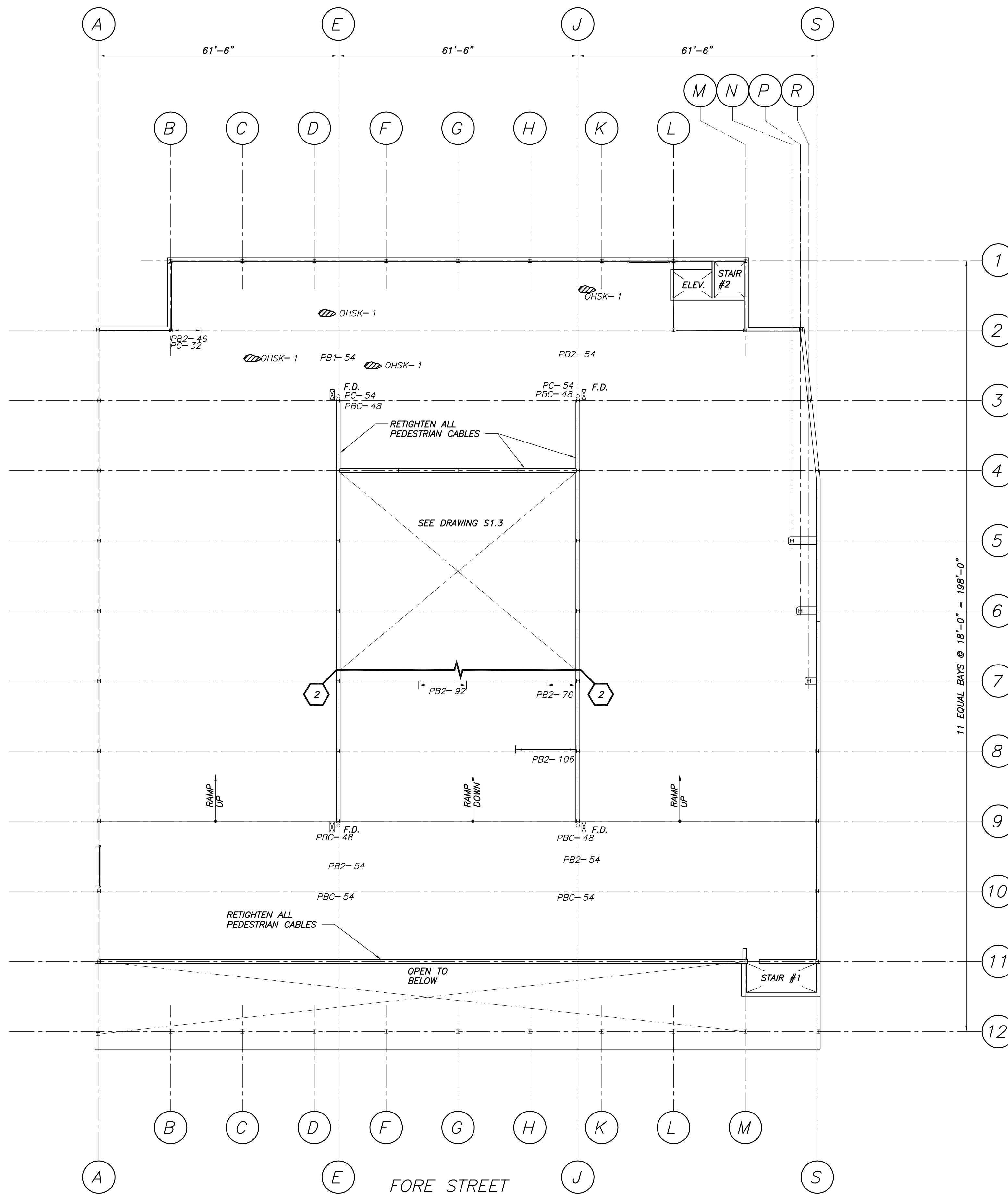
ISOMETRIC KEY

WORK CODE LEGEND



STEEL WORK CODES	UNIT
PB1 PAINT STEEL BEAM (PRIORITY 1)	(SF)
PB2 PAINT STEEL BEAM (PRIORITY 2)	(SF)
PC PAINT STEEL COLUMN	(SF)
PBC PAINT STEEL BEAM/COLUMN INTERFACE	(SF)
CONCRETE DECK WORK CODES	UNIT
CR CONCRETE DECK REPAIR	(SF)
OHSK OVERHEAD SPALL KNOCK DOWN AND COAT REINF.	(EA)
TRAFFIC MEMBRANE WORK CODES	UNIT
MRH HEAVY DUTY TRAFFIC MEMBRANE REPAIR	(SF)
MRM MEDIUM DUTY TRAFFIC MEMBRANE REPAIR	(SF)


- NOTE:
- WHERE CONCRETE DECK REPAIRS OCCUR AT AREAS OF TRAFFIC MEMBRANE, TRAFFIC MEMBRANE WILL BE REAPPLIED OVER CONCRETE REPAIR. REF SHEET S3.2.
  - STEEL PAINTING AND OVERHEAD SPALL WORK CODES SHOWN ARE FOR THE LEVEL BELOW



ROOF LEVEL SLAB PLAN  
1/16"=1'-0"



THIS DRAWING IS AN INSTRUMENT OF SERVICE AND SHALL REMAIN THE PROPERTY OF BECKER STRUCTURAL ENGINEERS, INC. IT SHALL NOT BE REPRODUCED, COPIED, LENT, OR DISPOSED OF DIRECTLY OR INDIRECTLY FOR ANY PURPOSE OTHER THAN FOR WHICH IT IS SPECIFICALLY FURNISHED AND MUST BE RETURNED TO BECKER STRUCTURAL ENGINEERS, INC. ON COMPLETION OF WORK, IF REQUESTED.



Issued For	ISSUED FOR PRICING
Date	12/7/15
Rev No	1/21/16

FORE STREET PARKING FACILITY  
PORTLAND, MAINE  
PHASE 9 ROOF LEVEL

Designed	Scale
ATS	AS NOTED
Drawn	Date
ATS	11/30/15
Checked	Becker Job Number
JMM	3708

S1.4