

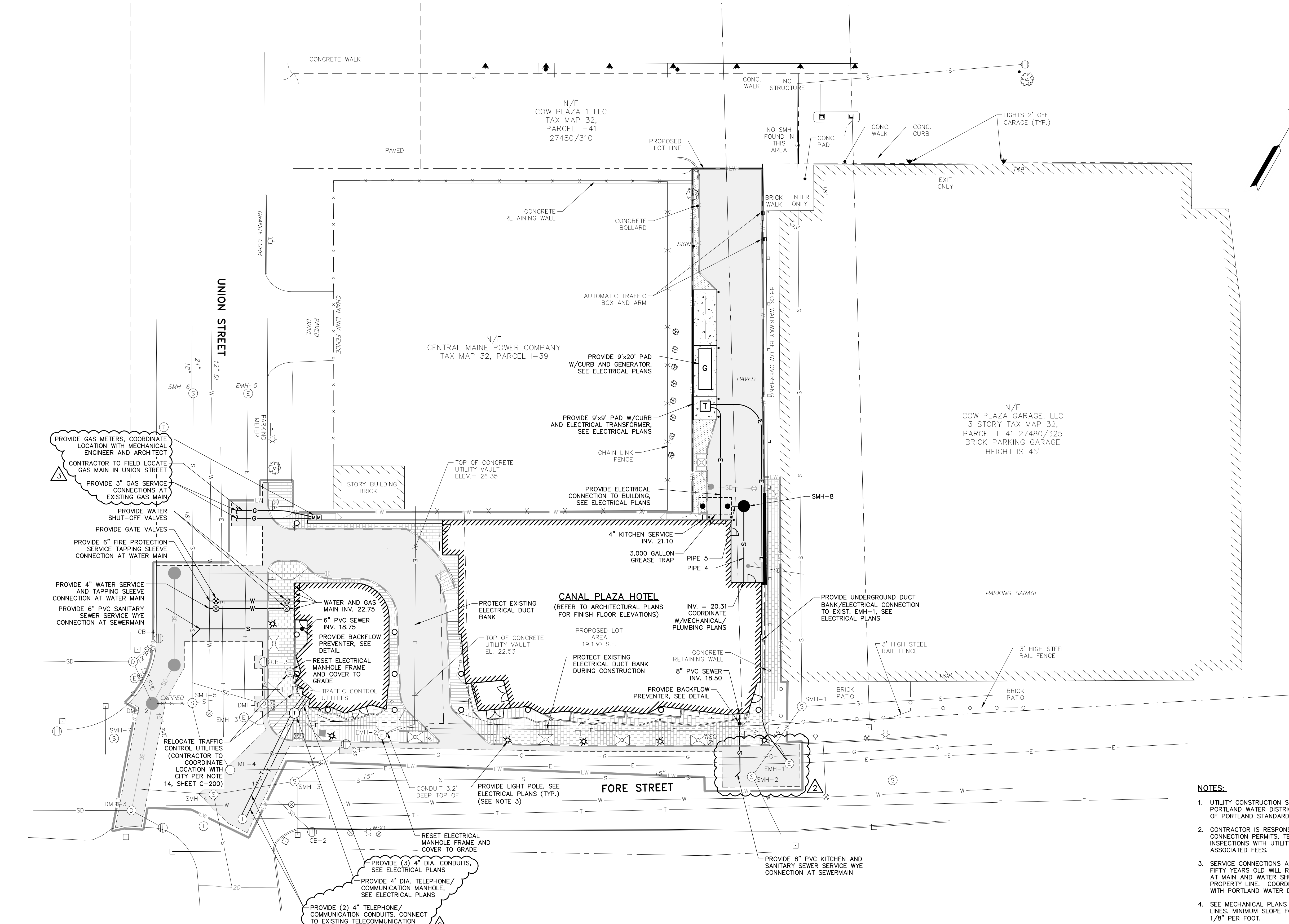
1 2 3 4 5 6

A

B

C

D



PROVIDE GAS METERS, COORDINATE LOCATION WITH MECHANICAL ENGINEER AND ARCHITECT
 CONTRACTOR TO FIELD LOCATE GAS MAIN IN UNION STREET
 PROVIDE 3" GAS SERVICE CONNECTIONS AT EXISTING GAS MAIN
 PROVIDE WATER SHUT-OFF VALVES
 PROVIDE GATE VALVES
 PROVIDE 6" FIRE PROTECTION SERVICE TAPPING SLEEVE CONNECTION AT WATER MAIN

PROVIDE 4" WATER SERVICE AND TAPPING SLEEVE CONNECTION AT WATER MAIN
 PROVIDE 6" PVC SANITARY SEWER SERVICE WYE CONNECTION AT SEWERMAIN

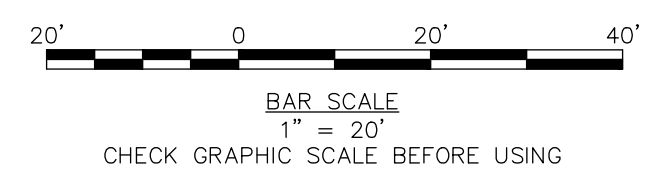
PROVIDE (3) 4" DIA. CONDUITS, SEE ELECTRICAL PLANS
 PROVIDE 4" DIA. TELEPHONE/COMMUNICATION MANHOLE, SEE ELECTRICAL PLANS
 PROVIDE (2) 4" TELEPHONE/COMMUNICATION CONDUITS, CONNECT TO EXISTING TELECOMMUNICATION MANHOLE, SEE ELECTRICAL PLANS

- NOTES:**
- UTILITY CONSTRUCTION SHALL COMPLY WITH PORTLAND WATER DISTRICT, UTILIT, AND CITY OF PORTLAND STANDARDS AND SPECIFICATIONS.
 - CONTRACTOR IS RESPONSIBLE FOR ALL UTILITY CONNECTION PERMITS, TESTING, COORDINATING INSPECTIONS WITH UTILITY COMPANY AND ASSOCIATED FEES.
 - SERVICE CONNECTIONS AT WATERMANS OVER FIFTY YEARS OLD WILL REQUIRE A GATE VALVE AT MAIN AND WATER SHUT-OFF AT THE PROPERTY LINE. COORDINATE VALVE LOCATIONS WITH PORTLAND WATER DISTRICT.
 - SEE MECHANICAL PLANS FOR SIZING OF UTILITY LINES. MINIMUM SLOPE FOR SEWER LATERALS IS 1/8" PER FOOT.
 - UNITL TO PROVIDE GAS MAIN EXTENSION IN UNION STREET. CONTRACTOR SHALL COORDINATE WITH UNITL FOR CONNECTION OF SERVICE TO NEW MAIN.

STRUCTURE TABLE				
NAME	DIA.	RIM	INV IN/SIZE/FROM	INV OUT/SIZE/TO
GREASE TRAP	6.8"x12.8"	VARIES*	21.00/4"PVC/HOTEL	20.75/4"PVC/SMH-8
SMH-8	4'	21.88	20.70/4"PVC/GREASE TRAP	20.60/4"PVC/HOTEL

*SEE GREASE TRAP DETAIL FOR RIM ELEVATIONS

PIPE TABLE			
PIPE NAME	SIZE	LENGTH	SLOPE
PIPE 4	4" PVC	28'	0.0100
PIPE 5	4" PVC	3'	0.0153




41 Hutchins Drive
 Portland, Maine 04102
 800.426.4262 | www.woodardcurran.com

WOODARD & CURRAN

COMMITMENT & INTEGRITY DRIVE RESULTS

NO REPRODUCTION OR TRANSMISSION OF ANY PART OF THIS DOCUMENT IS PERMITTED WITHOUT WRITTEN PERMISSION FROM WOODARD & CURRAN.



REV	DESCRIPTION	DATE
3	ADDENDUM 3	07/25/2013
2	ADDENDUM 2	12/06/2012
1	ISSUED FOR CONSTRUCTION	11/16/2012

CHECKED BY: DLG
 DESIGNED BY: MDLM
 DRAWN BY: JBC
 22586901-C00A.DWG

UTILITY PLAN

COW PLAZA HOTEL, LLC
 100 COMMERCIAL STREET, SUITE 306
 PORTLAND, MAINE, C/O TIM SOLEY

HYATT PLACE
 PORTLAND - OLD PORT
 433 FORE STREET
 PORTLAND, ME

JOB NO.: 225869.01
 DATE: NOVEMBER 2012
 SCALE: 1" = 20'
 SHEET: 5 OF 12

C-203

1 2 3 4 5 6