



North Yorkshire Aluminum Pole 17 inch Base Utility Washington Postlite® LED



POLE ATTRIBUTES:

Description The lighting post shall be all aluminum, one-piece construction, with a classic tapered and fluted base design. **Materials** The base shall be heavy wall, cast aluminum produced from certified ASTM 356.1 Ingot per ASTM B-179-95a or ASTM B26-95. The straight shafts shall be extruded from aluminum, ASTM 6061 alloy, heat treated to a T6 temper. The tapered shaft shall be extruded from aluminum, ASTM 6063 alloy, spun to a tapered shape, then heat treated to a T6 temper. All hardware shall be tamper resistant stainless steel. **Construction** The shaft shall be double welded to the base casting and shipped as one piece for maximum structural integrity. The shaft shall be welded inside the base casting at the top of the access door, and externally where the shaft exits the base. All welding shall be per ANSI/AWS. **Dimensions** The post shall be 'X'-XX" in height with a 17" diameter base. At the top of the post, an integral tenon with a transitional donut shall be provided for luminaire mounting. **Installation** The post has an option to have four L-Type hot dip galvanized anchor bolts shipped with it. A door shall be provided in the base for anchorage and wiring access. A grounding screw shall be provided inside the base opposite the door.

FIXTURE ATTRIBUTES:

The Utility Washington Postlite® luminaire is designed for ease of maintenance with the plug-in electrical module common to each of the luminaires in HoloPhane's Utility Luminaire Series. The traditional acorn shaped luminaire, while reminiscent of the 1920's, contains a precision optical system that maximizes post spacings while maintaining uniform illumination.

Features of Utility Luminaires:

- Variety of style choices
- Superior construction
- Prismatic light control
- Ease of maintenance:
 - Unitized ballast tray
 - NEMA twist-off photocontrol
 - Terminal block
 - Tool-less features

Finish/Material The luminaire is finished with polyester powder paint to insure maximum durability. The luminaire housing is cast of aluminum. **Luminaire Mounts to P07 (3X3) Tenon Configure Entire Pole Package Assmembly For Pole and Arm Combinations**



Catalog Number WAUE 80 4K AS B 3 B 6 H PCS S NYA 11 FTJ 17 P07 ABG BK R121A FG_S BK	
Type:	Notes:

**North Yorkshire Aluminum Pole 17 inch Base
Utility Washington Postlite® LED**

SPECIFICATIONS

FIXTURE

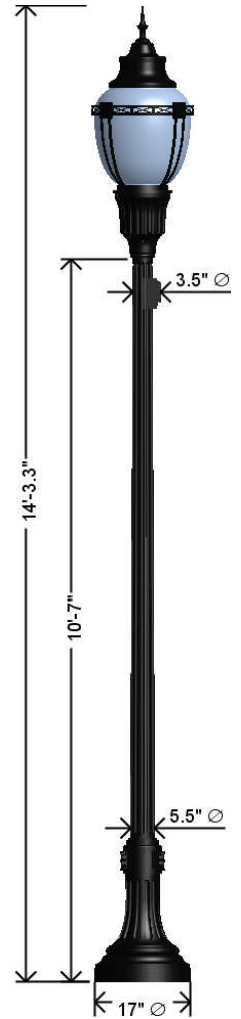
Utility Washington Postlite LED
 •[WAUE 80 4K AS B 3 B 6 H PCS S]
 Prefix: WAUE
 Driver: 80W 400mA Driver
 Color Temperature: 4000 Series CCT
 Voltage: Auto-Sensing Voltage (120-277V)
 Housing Finish: Black
 Optics: Asymmetric Type III
 Trim Finish: Black
 Decorative Trim: Spike Finial, Band and Ribs
 Dimming: None
 Covers: Shorewood Style Cover
 Receptacle: NEMA Twistlock Photocontrol Receptacle
 Pre-Wired Leads: None
 Photocontrols: DTL Twistlock Photocontrol For Solid-State Lighting (120-277V)
 Shields: None
 Luminaire EPA: 2.26
 Luminaire Weight: 65

POLE

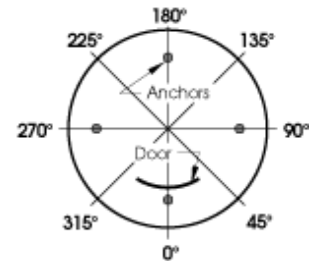
North Yorkshire Aluminum Pole 17 inch Base
 •[NYA 11 FTJ 17 P07 ABG BK R121A]
 Prefix: NYA
 Height: 11 feet (Actual Height: 10'-7")
 Shaft Style: FTJ Fluted Tapered, Cast, .25 wall
 Base: 17 inch Round Base
 Tenon: 3 X 3 Tenon
 Pole Mounting: Anchor bolts, galvanized steel
 Finish: Powder Coat Paint, Black
 GFI Inside Base: None
 Base EPA: 1.76
 Base Weight: 40
 Anchor Bolt: AB-31-4

ACCESSORY

Weatherproof Receptacle; Height Mounted at 10'-1"
 •[FG_S BK]
 Receptacle Type: Wet Location With Closed Cover
 Finish: Black



Anchorage/Orientation Plan



Customer Approval:

Job Name: Old Port District
 Client Name: City of Portland

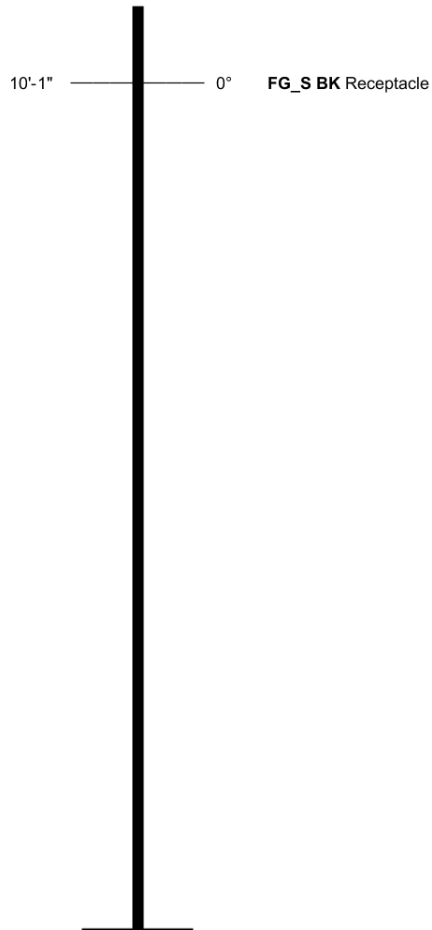
signature

date

Created By: Jim Bailey

Date: 24-Oct-12

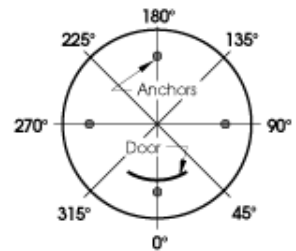
*Height Orientation Feature Description



The hand hole is located at zero (0) degrees.
Height from bottom of base / anchor plate.

Post	Height
NYA 11 FTJ 17 P07 ABG BK R121A	10'-7"

Anchorage/Orientation Plan



Customer Approval:

signature

date

Job Name: Old Port District

Client Name: City of Portland

Created By: Jim Bailey

Date: 24-Oct-12