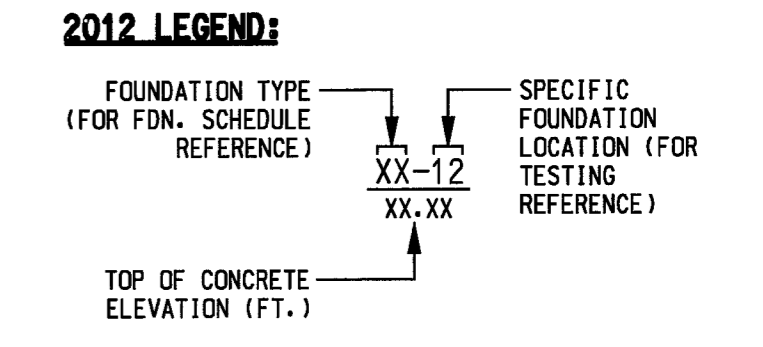
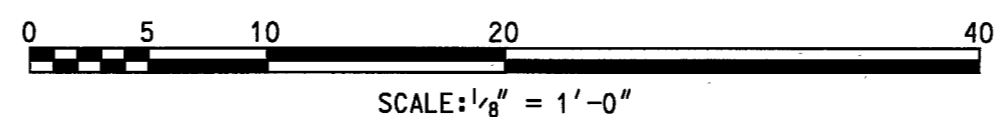


FOUNDATION SCHEDULE					
MARK	QTY.	DESCRIPTION	DWG. #	CONC./CU. YD'S.	
				EACH	TOTAL
AA	1	34.5KV SWITCHGEAR FOUNDATION W/BASEMENT	547-3-8 SH.1	73 C.Y.	73 C.Y.
BB	4	TRANSFORMER SLAB T3 & T4	547-3-7 SH.1	21.5 C.Y.	43 C.Y.
CC	1	FIREWALL FOOTING AND WALL PIERS	547-3-9 SH. 1-4	115 C.Y.	115 C.Y.
DD	2	STATION SERVICE TRANSFORMER SLAB	364-11	7.25 C.Y.	14.5 C.Y.
EE	2	RESISTOR SLAB	547-3-10	3 C.Y.	6 C.Y.
FF	6	BOLLARD	547-3-13	.35 C.Y.	2.1 C.Y.
GG	2	TRANSFORMER SLAB T1 & T2	547-3-7 SH.2	22 C.Y.	44 C.Y.
HH	1	CNTL HSE BSMT IMPROVEMENTS (NOT SHOWN)	547-10	5.25 C.Y.	5.25 C.Y.
JJ	1	11/12KV SWGR BSMT IMPROVEMENTS (NOT SHOWN)	547-5	10.25C.Y.	10.25C.Y.
KK	1	11/12KV SWGR BSMT IMPROVEMENTS (NOT SHOWN)	547-40	4.25 C.Y.	4.25 C.Y.




CADD Drawing. DO NOT REVISE MANUALLY.



THIS DWG. SUPERSEDES DWG. 547-2

CTRC 249 WESTERN AVENUE
AUGUSTA, ME 04330
PROJECT NO:183112

REFERENCE DRAWING NUMBER	DESCRIPTION
547-8-3	CONDUIT PLAN
547-6-1	GROUNDING & FENCE PLAN



CENTRAL MAINE POWER CO.
IBERDROLA USA

IUSA ENGINEERING
CONFIDENTIAL, PROPRIETARY
and TRADE SECRET INFORMATION
Property of Iberdrola, USA

FOUNDATION PLAN		UNION ST. S/S		PORTLAND, ME	
DR.	TRC/SP	FILE:	547-03-05.DGN		
CK.	TRC/MJS	NO.	547-3-5		
APP.	CMP/ZK	SCALE:	1/8" = 1'-0"		
REV.	DATE	BY	DESCRIPTION	APP.	DATE
0	07/09/13	TRC	IFC ISSUE FOR CONST 2013	MJS	APP. CMP/ZK
					0