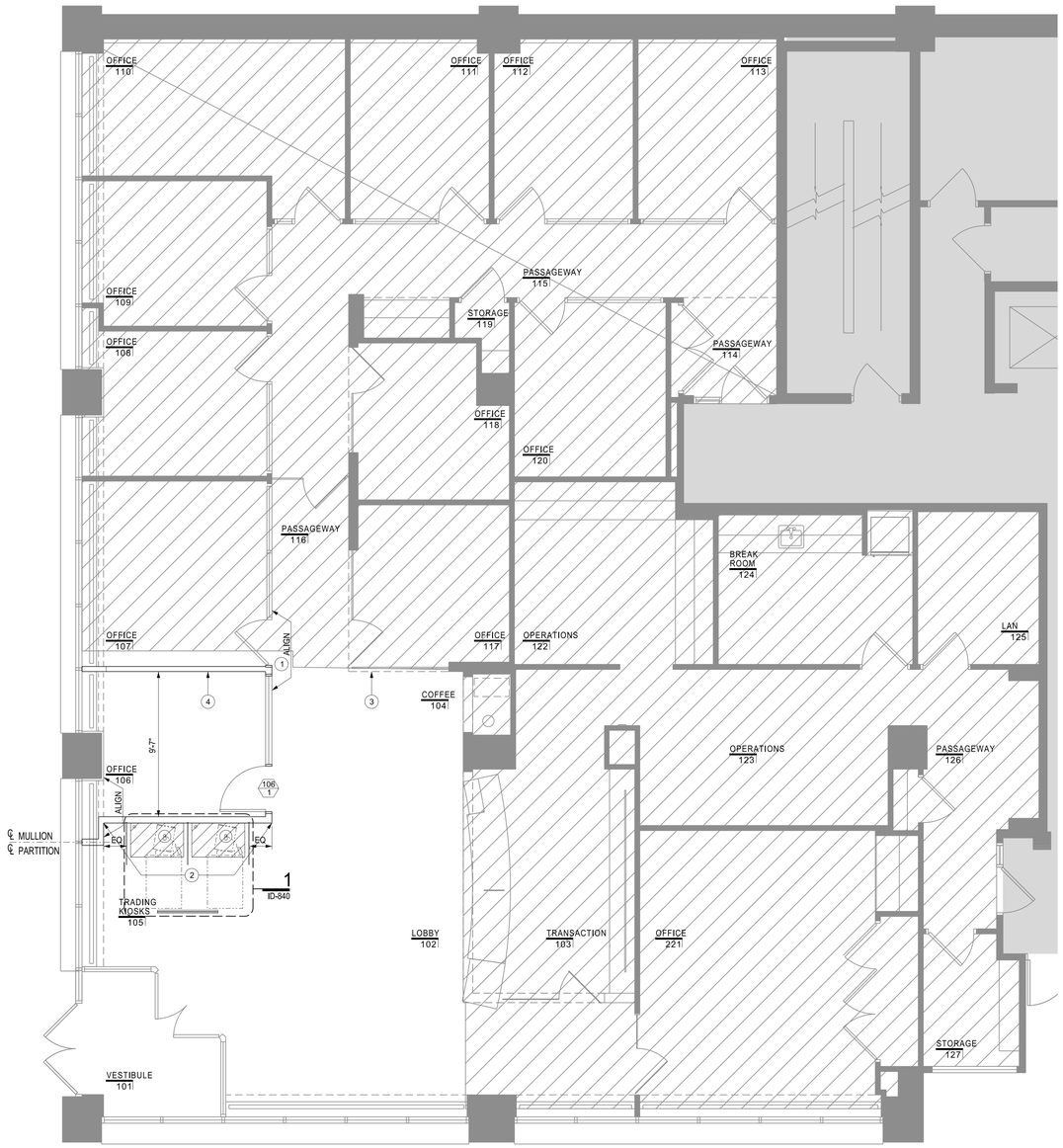

2 PARTITION PLAN
ID-201 SCALE: 1/4" = 1'-0"

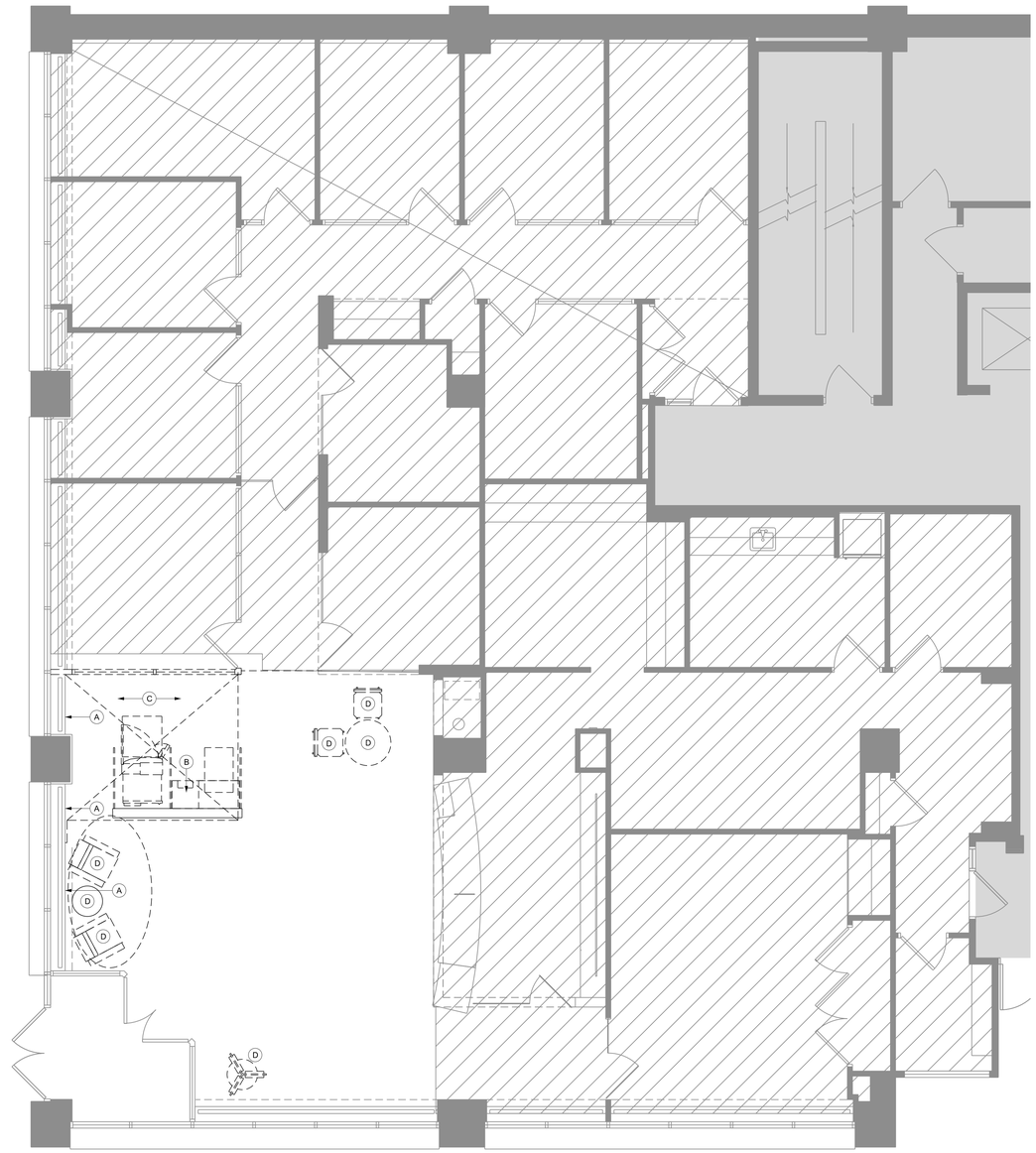

1 DEMOLITION PLAN
ID-201 SCALE: 1/4" = 1'-0"

PARTITION PLAN NOTES

1. STARTING POINT OF PARTITION LAYOUT
2. LEVEL 5 FINISH FOR FULL EXTENT OF PARTITION, SEE FINISH PLAN FOR FURTHER INFORMATION.
3. LINE OF SOFFIT ABOVE
4. PROVIDE FIRE RETARDANT BLOCKING IN WALL FOR WALL HUNG FURNITURE BETWEEN 66" AND 72" A.F.F.

SHEET NOTES

1. ALL PARTITIONS TO BE TYPE "C2S" U.O.N.

2. PARTITIONS ARE DIMENSIONED FROM FINISH FACE TO FINISH FACE U.O.N. MAINTAIN DIMENSIONS MARKER "CLEAR". ALLOW FOR THICKNESS OF FINISHES.

3. REFER TO FINISH PLAN FOR ALL WALL BASE CONDITIONS.

4. COORDINATE AND PROVIDE BACKING FOR MILLWORK AND ITEMS ATTACHED OR MOUNTED TO WALLS OR CEILINGS.

5. REFER TO SHEET ID-800 FOR PARTITION SCHEDULE AND PARTITION DETAILS.

DEMOLITION PLAN NOTES

A. MODIFY EXISITNG WINDOW TREATMENTS TO ACCOMADATE NEW PARTITION LAYOUT. REFER TO 1/ID-401

B. REMOVE EXISTING MILLWORK AND ALL ASSOCIATED WIRING BACK TO SOURCE.

C. REMOVE EXISTING WOOD FLOOR, GWB CEILING AND CEILING DEVICES IN AREA OF NEW OFFICE. CLEAN AND PREPARE SLAB FOR NEW FINISH. REFER TO 2/ID-201 FOR EXTENT OF REMOVAL.

D. REMOVE EXISTING FURNITURE AND TURN OVER TO FIDELITY REPRESENTATIVE.

SHEET NOTES

1. PROTECT ALL EXISTING FINISHES TO REMAIN DURING ALL PHASES OF DEMOLITION AND CONSTRUCTION.

KLING STUBBINS
2301 Chestnut Street
Philadelphia, Pennsylvania
19103
P 215.569.2900
F 215.569.5963
W www.klingstubbins.com

Fidelity's Engineering Consultant :
RDK ENGINEERS
Richard D. Kimball Company, Inc.
Seaport Center
Boston, MA 02210-1964
P 617-345-9885
F 617-345-4226
W www.rdkengineers.com

Seals:

Joseph A. Castner, Maine License No. 3583

General Notes:

Project Title:
Fidelity INVESTMENTS
Fidelity Real Estate Company
245 Summer Street
Boston, MA20110

Fidelity Investor Center
3 Canal Plaza
Portland, ME 04112
Branch ID No. 120

Number	Description	Date
	ISSUED FOR PERMIT & CONST	03 OCT 14

Key Plan: Project North

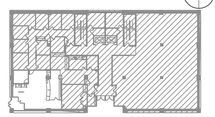

CAD File: POR_ID-201.dgn
Project No.: K2812515 R24
Copyright: 2014 KlingStubbins, Inc or LLC

Drawing Sheet Title :
DEMOLITION PLAN
AND
PARTITION PLAN

Drawing Sheet Number:
ID-201

Owner's Drawing Sheet No.:

K:\K2\K2812515\R24 Portland ME Expansion\Design\1_Disciplines\Interior\POR_ID-201 (demolition and partition plan).dgn
kmackenzie
Printed on Tuesday September 30 2014 at 11:53AM