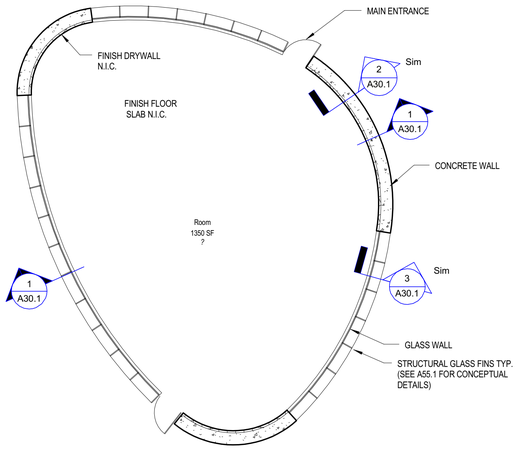

1 GROUND FLOOR
1/8" = 1'-0"

FLOORPLAN GENERAL NOTES:

BOTH DOORS TO BE FRAMELSS ALL GLASS.
BASIS OF DESIGN:
CR LAURENCE BRUSHED STAINLESS STEEL.
EACH DOOR TO RECEIVE:
FLOOR MOUNTED CLOSER
10" BOTTOM DOOR RAIL
4" TOP RAIL
TYPE "H" PANIC HARDWARE
TYPE "F" HANDLES EXTERIOR

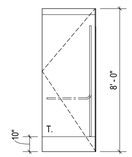

AG-R

FRAMELESS GLASS
EXTERIOR PIVOT DOOR

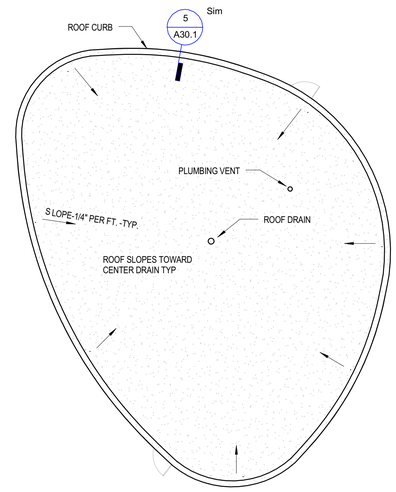

2 ROOF PLAN
1/8" = 1'-0"

GENERAL ROOFING NOTES:

FULLY ADHERED PVC MEMBRANE OVER 1/2" GYPSUM PROTECTION BOARD AND TAPERED POLY-ISO INSULATION, MAINTAINING 2" MINIMUM INSULATION THICKNESS AT LOW POINT NEAR DRAIN.

BASIS OF DESIGN -
SARNAFIL "G" SERIES PVC MEMBRANE IN COLOR TBD.

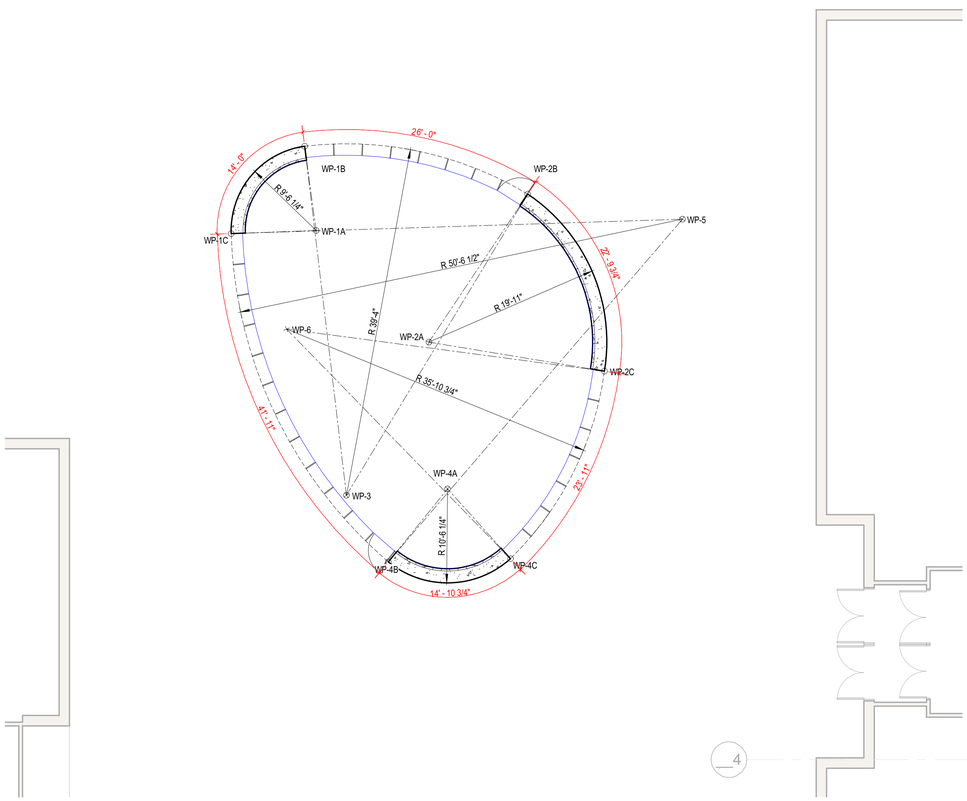

3 GROUND FLOOR DIMENSION PLAN
1/8" = 1'-0"

CANAL 5 STUDIO
Architecture / Planning / Interior Design
207 553 2115
One Canal Plaza, Suite 888
Portland, Maine 04101
canal5studio.com

Project Title

Zero Canal Plaza Renovations - Phase 1

CANAL PLAZA, PORTLAND, MAINE, 04101

CSS Project No. 15015

THIS DRAWING IS THE PROPERTY OF CANAL 5 STUDIO AND IS NOT TO BE COPIED OR REPRODUCED IN PART OR WHOLE. 2014 © CANAL 5 STUDIO

Mark	Date	Description

Project Status

DESIGN DEVELOPMENT

JUNE 17, 2016

Drawing Title

FIRST FLOOR PLAN

Scale: As indicated

Drawing Number

A101

CITY OF PORTLAND
APPROVED SITE PLAN
Subject to Conditions of Approval
and Standard Conditions

DATE of APPROVAL _10.27.2016, Amend 3.23.2017
PLANNER __Caitlin Cameron
PROJECT NO. __2016-162