

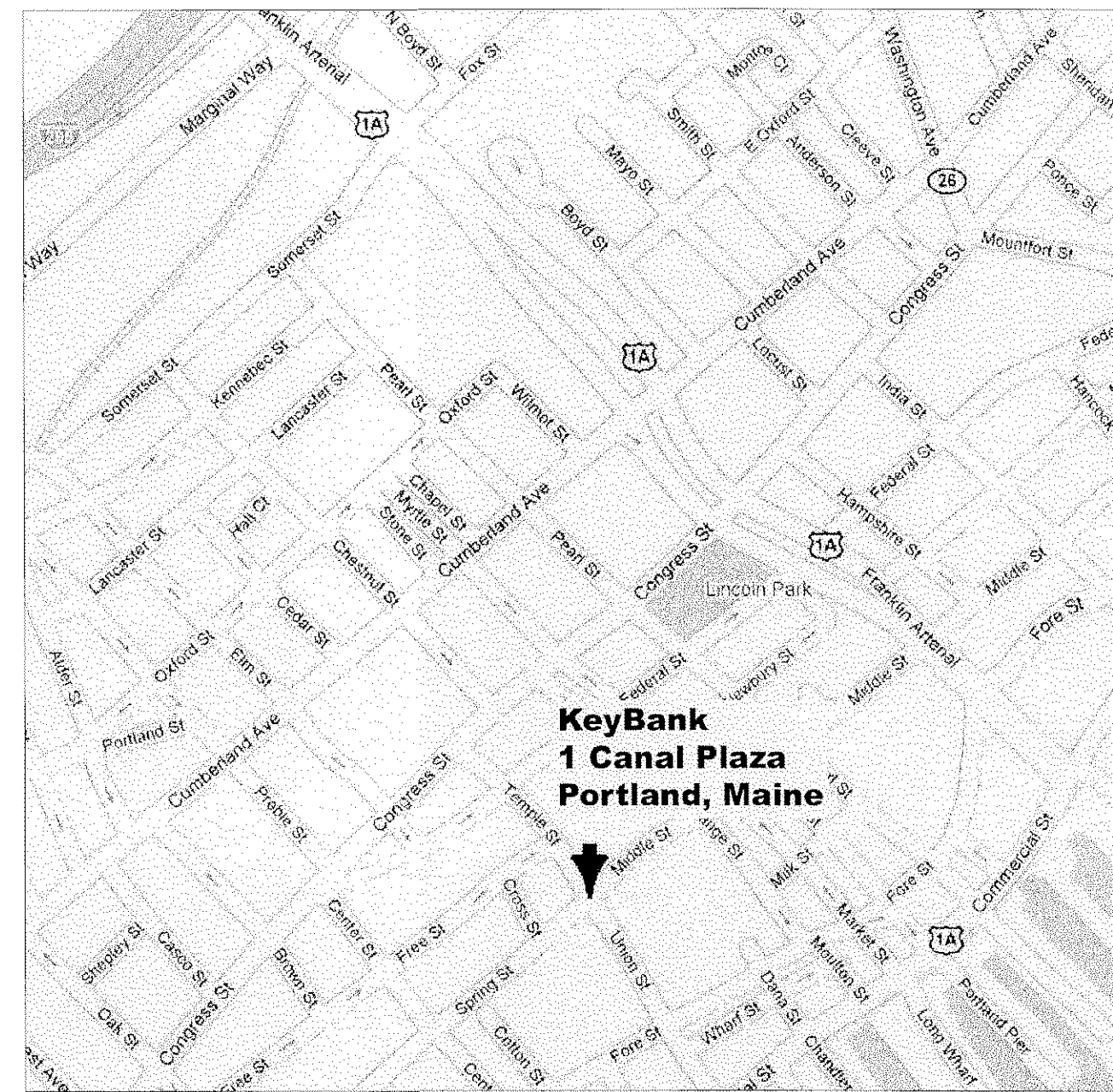
KeyBank - Canal Plaza Office Renovation

One Canal Plaza

Portland, Maine

PROJECT TABULATIONS

SITE LOCATION MAP




PROJECT DIRECTORY

OWNER: GRE CONGRESS CANAL LLC, ONE CANAL PLAZA, PORTLAND, ME 04101
TENANT: KEYBANK, ONE CANAL PLAZA, PORTLAND, ME 04101
ARCHITECT: GAWRON TURGEON ARCHITECTS, 29 BLACK POINT ROAD, SCARBOROUGH, MAINE 04074, 207-883-6307
CONSTRUCTION MANAGER: TO BE SELECTED
MECHANICAL ENGINEER: BENNETT ENGINEERING, 7 BENNETT ROAD, P.O. BOX 297, FREEPORT, ME 04032-0297
ELECTRICAL ENGINEER: BENNETT ENGINEERING, 7 BENNETT ROAD, P.O. BOX 297, FREEPORT, ME 04032-0297

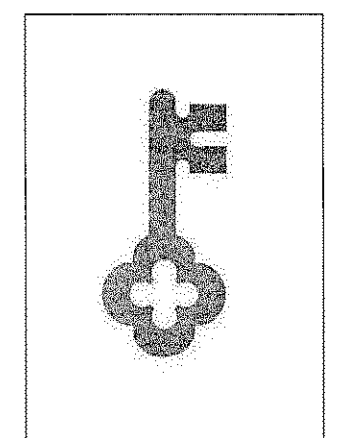
DRAWING INDEX

Category	Drawing No.	Description	10.29.07 PRICING SET RELEASE
GENERAL	G101	TITLE SHEET & DRAWING INDEX	●
	G102	CODE REVIEW DATA	●
	G103	ONE CANAL PLAZA CODE REVIEW PLANS	●
	G104	GENERAL ADA STANDARDS	●
	G105	CANAL PLAZA WALL PARTITION TYPES	●
ARCHITECTURAL	A930	CANAL PLAZA INTERIOR DETAILS	●
	A931	CANAL PLAZA INTERIOR DETAILS	●
	A932	CANAL PLAZA INTERIOR DETAILS	●
	A933	CANAL PLAZA INTERIOR DETAILS	●
	A934	CANAL PLAZA INTERIOR DETAILS	●
	A941	INTERIOR FINISH LEGEND AND SCHEDULE	●
	A942	INTERIOR FINISH SCHEDULE	●
	A951	SECOND FLOOR FURNITURE PLAN	●
	A952	FOURTH FLOOR FURNITURE PLAN	●
	A953	SEVENTH FLOOR FURNITURE PLAN	●
A954	TENTH FLOOR FURNITURE PLAN	●	
MECHANICAL	M101	CANAL PLAZA FIRST FLOOR AND TENTH FLOOR MECHANICAL DEMOLITION PLANS	●
	M102	CANAL PLAZA SECOND FLOOR MECHANICAL DEMOLITION PLANS	●
	M103	CANAL PLAZA FOURTH FLOOR MECHANICAL DEMOLITION PLANS	●
	M104	CANAL PLAZA SEVENTH FLOOR MECHANICAL DEMOLITION PLANS	●
	M301	MECHANICAL SCHEDULES LEGEND & DETAILS	●
ELECTRICAL	E001	CANAL PLAZA FIRST FLOOR ELECTRICAL DEMO PLAN	●
	E002	CANAL PLAZA SECOND FLOOR ELECTRICAL DEMO PLAN	●
	E003	CANAL PLAZA FOURTH FLOOR ELECTRICAL DEMO PLAN	●
	E004	CANAL PLAZA SEVENTH FLOOR ELECTRICAL DEMO PLAN	●
	E005	CANAL PLAZA TENTH FLOOR ELECTRICAL DEMO PLAN	●
ELECTRICAL	E101	CANAL PLAZA FIRST FLOOR ELECTRICAL PLAN	●
	E102	CANAL PLAZA SECOND FLOOR LIGHTING PLAN	●
	E103	CANAL PLAZA FOURTH FLOOR LIGHTING PLAN	●
	E104	CANAL PLAZA SEVENTH FLOOR LIGHTING PLAN	●
	E105	CANAL PLAZA TENTH FLOOR LIGHTING PLAN	●
	E201	CANAL PLAZA SECOND FLOOR POWER PLAN	●
	E202	CANAL PLAZA FOURTH FLOOR POWER PLAN	●
	E203	CANAL PLAZA SEVENTH FLOOR POWER PLAN	●
	E204	CANAL PLAZA TENTH FLOOR POWER PLAN	●
	E301	ELECTRICAL DETAILS, SCHEDULES AND LEGENDS	●
ARCHITECTURAL	D100	FIRST FLOOR DEMOLITION FLOOR PLAN	●
	D101	SECOND FLOOR DEMOLITION FLOOR PLAN	●
	D102	FOURTH FLOOR DEMOLITION FLOOR PLAN	●
	D103	SEVENTH FLOOR DEMOLITION FLOOR PLAN	●
	D104	TENTH FLOOR DEMOLITION FLOOR PLAN	●
ARCHITECTURAL	A100	FIRST FLOOR PLAN	●
	A101	SECOND FLOOR PLAN	●
	A102	FOURTH FLOOR PLAN	●
	A103	SEVENTH FLOOR PLAN	●
	A104	TENTH FLOOR PLAN	●
ARCHITECTURAL	A300	FIRST FLOOR REFLECTED CEILING FLOOR PLAN	●
	A301	SECOND FLOOR REFLECTED CEILING FLOOR PLAN	●
	A302	FOURTH FLOOR REFLECTED CEILING FLOOR PLAN	●
	A303	SEVENTH FLOOR REFLECTED CEILING FLOOR PLAN	●
	A304	TENTH FLOOR REFLECTED CEILING FLOOR PLAN	●
ARCHITECTURAL	A801	DOOR SCHEDULE AND DETAILS	●
	A910	INTERIOR FINISH FLOOR PATTERN PLANS	●
	A920	CANAL PLAZA INTERIOR ELEVATIONS	●
	A921	CANAL PLAZA INTERIOR ELEVATIONS	●
	A922	CANAL PLAZA INTERIOR ELEVATIONS	●
ARCHITECTURAL	A923	CANAL PLAZA INTERIOR ELEVATIONS	●
	A924	CANAL PLAZA INTERIOR ELEVATIONS	●
	A925	CANAL PLAZA INTERIOR ELEVATIONS TOILET AND ALTERNATE	●



GAWRON TURGEON ARCHITECTS
 29 Black Point Road
 Scarborough, ME 04074
 www.gawronturgeon.com
 Tel. 207 . 883 . 6307
 Fax. 207 . 883 . 0361

KeyBank
 Office Renovation
 One Canal Plaza



REVISIONS		
#	DATE	DESCRIPTION
1	08.29.07	PROCESS RELEASE - RJC CONSULTING
2	10.29.07	PRICING SET RELEASE

DATE:	10.22.07
PROJECT #	020807
DRAWN BY:	LAP
CHECKED BY:	MET
DRAWING SCALE	NA

SHEET TITLE
 TITLE SHEET & DRAWING INDEX

G101

© COPYRIGHT 1985-2006
 REPRODUCTION OR RESALE OF THIS DOCUMENT WITHOUT WRITTEN PERMISSION OF GAWRON TURGEON ARCHITECTS IS PROHIBITED