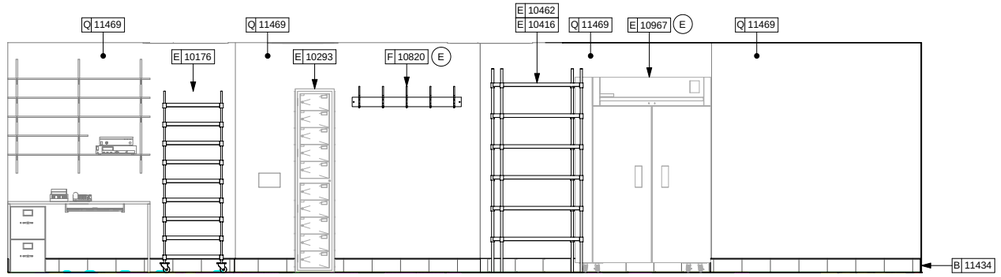

1 Workroom - SW Elevation
Scale: 3/8" = 1'-0"

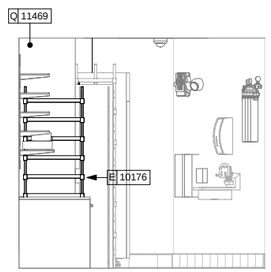

2 Workroom Back - SW Elevation
Scale: 3/8" = 1'-0"

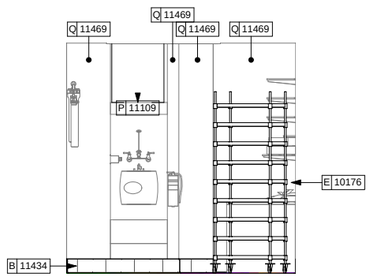

3 Workroom Back - Mop Sink
Scale: 3/8" = 1'-0"

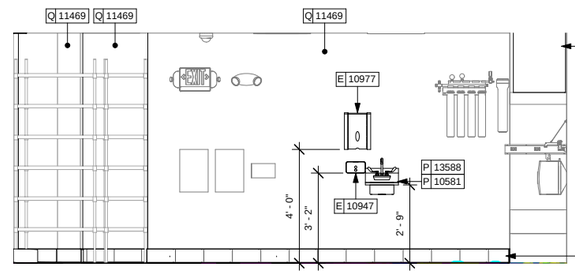

4 Workroom Back - North Elevation
Scale: 3/8" = 1'-0"

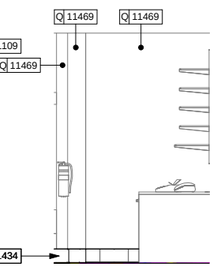

5 Workroom Back - SE Elevation
Scale: 3/8" = 1'-0"

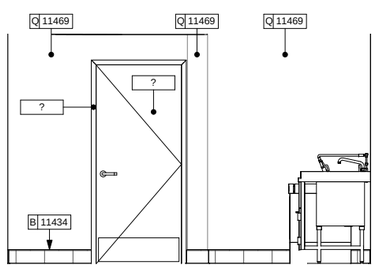

6 Workroom Front - NW Elevation
Scale: 3/8" = 1'-0"

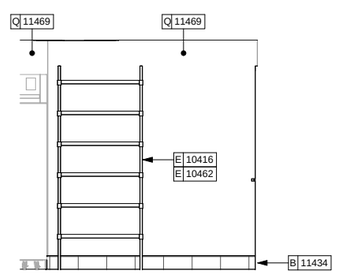

7 Workroom Front - SW Elevation
Scale: 3/8" = 1'-0"

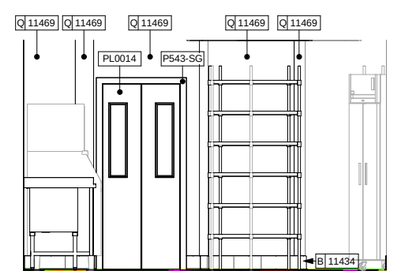

8 Workroom Front - SE Elevation
Scale: 3/8" = 1'-0"

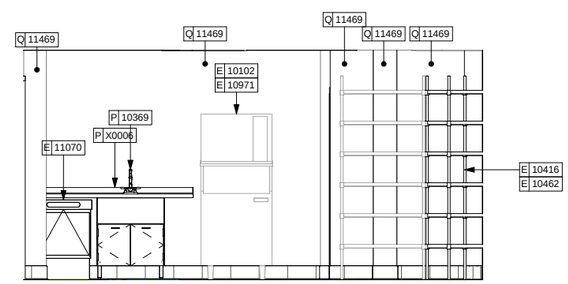

9 Workroom Mid - NE Elevation
Scale: 3/8" = 1'-0"

INTERIOR ELEVATION NOTES

A. REFER TO MANUFACTURERS' INSTRUCTIONS SHIPPED WITH ARTWORK FOR INSTALLATION INSTRUCTIONS AND SPACING.

B. INSTALL WALL CABINETS BEFORE BACKBAR WALL TILE. RUN BACKBAR WALL TILE TO UNDERSIDE OF WALL CABINETS, NOT BEHIND CABINETS.

C. PAINT SUBSTITUTIONS ARE NOT ALLOWED. USE STARBUCKS' NATIONAL ACCOUNT "COLOR CODE" WHEN ORDERING PAINTS.

D. PAINT FINISHES SHALL BE APPLIED AS FOLLOWS, UNLESS OTHERWISE NOTED;
- ALL WOOD AND METAL SURFACES SHALL BE PAINTED SEMIGLOSS, OR EQUAL.
- ALL ACCENT AND TRIM PAINT TO BE SEMIGLOSS, OR EQUAL.
- ALL WALL AND CEILING PAINTS TO BE EGGSHELL, OR EQUAL.

E. FOR PAINT, WALL TREATMENT, AND GRAPHICS SCHEDULES, REFER TO SCHEDULE SHEETS.

SHEET NOTES

1. APPLY FRP TO ALL SIDES OF CHASE INTERIOR BEHIND CUBBIE.

2. CUP DISPENSER(S) MOUNTING ORDER FROM LEFT TO RIGHT:
- 10396: SHORT HOT VERTICAL
- 10091: TALL HOT VERTICAL
- 10855: GRANDE VENTI HOT VERTICAL
- 10855: GRANDE VENTI HOT VERTICAL

3. BACKBAR WALL TILE RUNS BEHIND WARMING STATION.

4. INSTALL NEW SIT-HERE COUNTERTOP AS INDICATED.

5. INSTALL NEW MENU BOARDS AS INDICATED.

6. INSTALL NEW SOFFIT EXTENSIONS AS INDICATED.

7. INSTALL NEW CORNER GUARDS AT WALL CORNERS AS INDICATED.

E. EXISTING ITEM TO BE RELOCATED.

Starbucks Coffee Company
2401 Utah Avenue South
Seattle, Washington 98134
(206) 318-1575

These Drawings and Specifications are confidential and shall remain the sole property of Starbucks Corporation. They shall not be reproduced (in whole or in part), shared with third parties or used in any manner on other projects or extensions to this project without the prior written consent of Starbucks Corporation. These drawings and specifications are intended to express Design Intent for a prototypical Starbucks store (which is subject to change at anytime) and do not reflect actual site conditions. Neither party shall have any obligation nor liability to the other (except as stated above) until a written agreement is fully executed by both parties.

Architect of Record
NORR
ARCHITECTS PLANNERS
325 N. LaSalle St. | Suite 700 Chicago, IL 60654
t 312.424.2400 | f 312.424.2424 | www.norr.com

ENGINEER OF RECORD
William J. Alkemeyer, P.E.
353 Marshall Avenue
St. Louis, Missouri 63119
Phone (314) 772-1782
Fax (314) 772-0108
Engineering Consultant

LICENSED ARCHITECT
PETER A. DUBIN
No. 2573
STATE OF MAINE

Revision Schedule			
Rev	Date	By	Description

Project Name:
Exchange Street
Project Address:
176 Middle Street
Portland, ME 04101

Store #:	7408
Project #:	03196-029
Concept:	NCS
Palette:	HERITAGE
Issue Date:	03.25.2013
Design Manager:	ERICA ZAKAMAREK
LEED® AP:	
Production Designer:	NORR
Checked by:	NORR

Sheet Title:
WORKROOM ELEVATIONS
Scale: As indicated

Sheet Number:
I-204

4/11/2013 9:54:57 AM Y:\ME - Exchange Street_Portland\drawings\arch\2013 04 03 _Exchange Street_ME_PERMIT.rvt