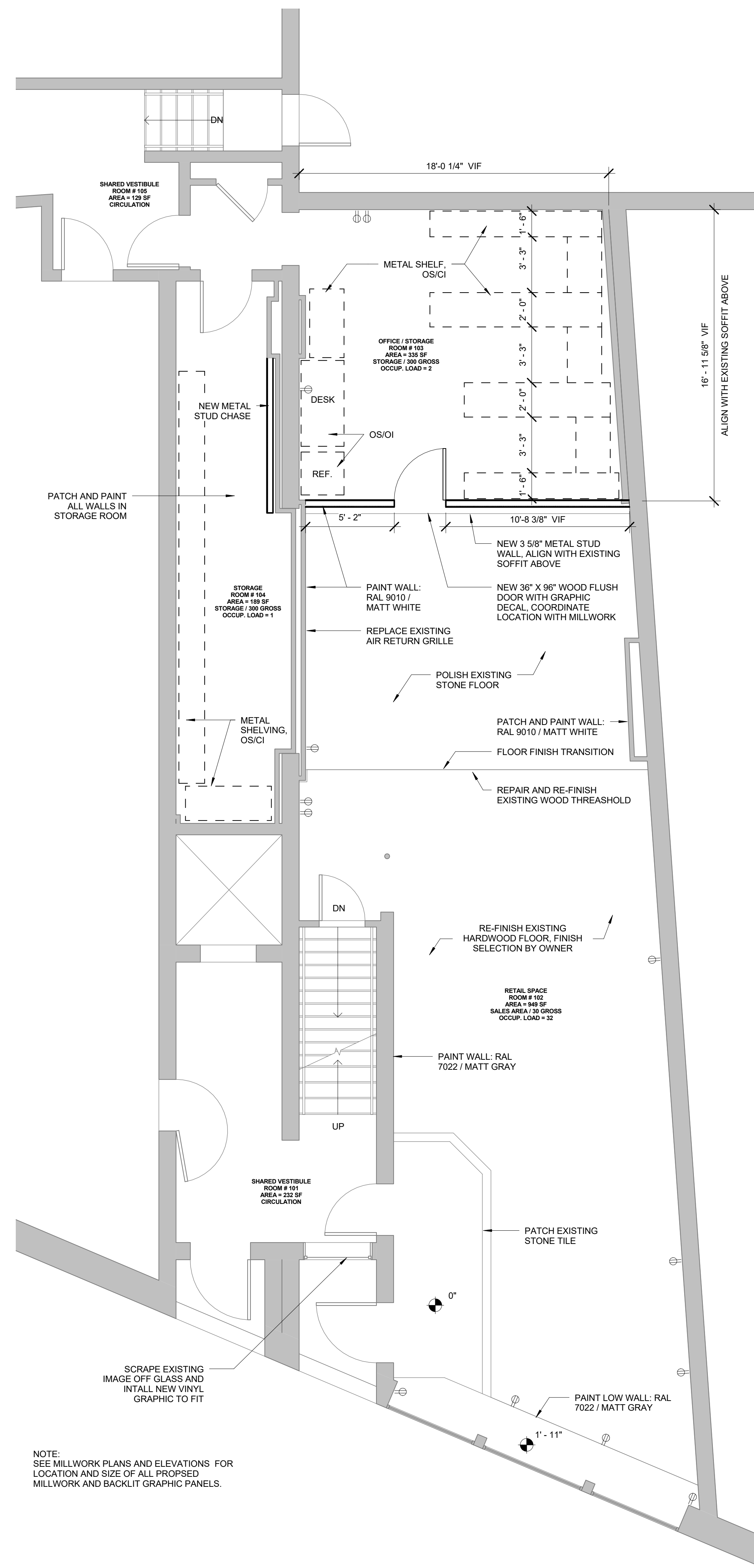
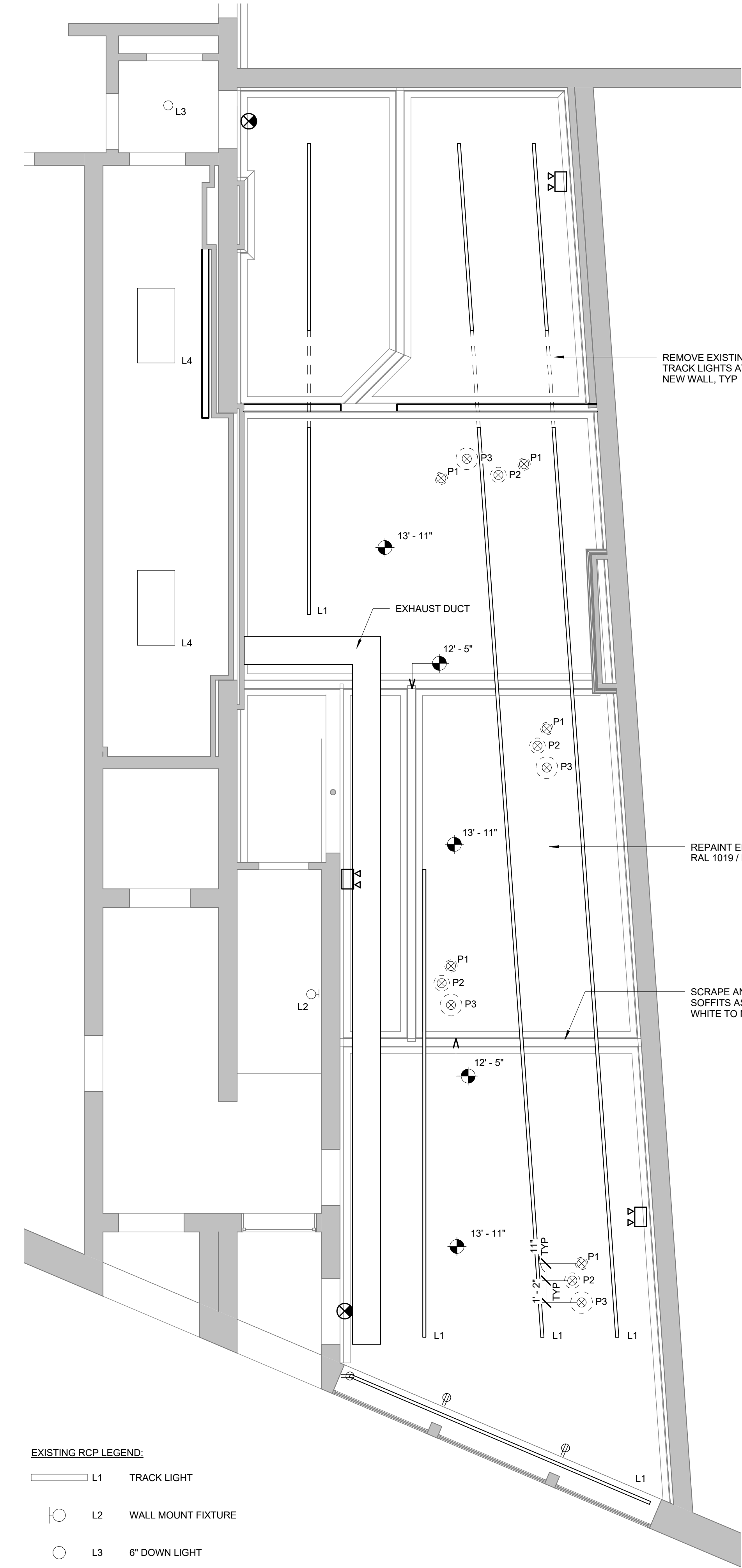


**A1** FIRST FLOOR REMOVALS  
1/4" = 1'-0"



NOTE:  
SEE MILLWORK PLANS AND ELEVATIONS FOR  
LOCATION AND SIZE OF ALL PROPOSED  
MILLWORK AND BACKLIT GRAPHIC PANELS.

**A7** FIRST FLOOR PROPOSED PLAN  
1/4" = 1'-0"



**EXISTING RCP LEGEND:**

- L1 TRACK LIGHT
- L2 WALL MOUNT FIXTURE
- L3 6" DOWN LIGHT
- L4 2 X 4 FLOURESCENT

**NEW RCP LEGEND:**

- NEW LIGHT FIXTURES TO BE OS/CI. COORDINATE EXACT LOCATIONS OF NEW PENDANT FIXTURES WITH OWNER IN THE FIELD.
- P1 PENDANT LIGHT - ROSSINI MOD. 522-25 WHITE COMPACT FLUORESCENT LAMP 14W, 2500K / 3000K
  - P2 PENDANT LIGHT - ROSSINI MOD. 522-30 WHITE COMPACT FLUORESCENT LAMP 14W, 2500K / 3000K
  - P3 PENDANT LIGHT - ROSSINI MOD. 522-40 WHITE COMPACT FLUORESCENT LAMP 14W, 2500K / 3000K

**A13** FIRST FLOOR RCP  
1/4" = 1'-0"



- GENERAL REMOVAL NOTES:**
- GENERAL CONTRACTOR (GC) SHALL FIELD VERIFY & REPORT EXISTING CONDITIONS AND DIMENSIONS PRIOR TO REMOVALS. IF DISCREPANCIES ARE FOUND, GC TO NOTIFY ARCHITECT FOR CLARIFICATION BEFORE COMMENCING WITH THE WORK.
  - GC AND SUBCONTRACTORS (SC) FOR EACH TRADE ARE ADVISED THAT INFORMATION PERTINENT TO THEIR WORK MAY BE INDICATED OR DESCRIBED IN OTHER PORTIONS OF THE CONTRACT DOCUMENTS.
  - REFER TO SPECIFIC DRAWINGS FOR PLUMBING, HVAC AND ELECTRICAL REMOVALS WORK.
  - GC AND SC ARE RESPONSIBLE FOR PROVIDING ALL REMOVALS AND PATCHING REQUIRED TO COMPLETE THEIR WORK IN ACCORDANCE WITH THE DESIGN INTENT.
  - THESE REMOVALS DRAWINGS HAVE BEEN PREPARED BASED UPON EXISTING CONSTRUCTION DOCUMENT DRAWINGS AND FIELD OBSERVATIONS. THE EXACT LOCATION OF THE BUILDING STRUCTURAL ELEMENTS (COLUMNS, BEAMS, LOAD BEARING WALLS, ETC.) MAY BE DIFFERENT IN THE FIELD THAN WHAT IS INDICATED OR ASSUMED ON THESE DRAWINGS. GC SHALL FIELD VERIFY THE LOCATION OF ALL BUILDING STRUCTURAL ELEMENTS. ALL BUILDING STRUCTURAL ELEMENTS SHALL REMAIN UNLESS INDICATED TO BE REMOVED ON THE STRUCTURAL DRAWINGS. ANY BUILDING STRUCTURAL ELEMENT INDICATED AS BEING REMOVED ON THIS DRAWING SHALL BE CONFIRMED WITH THE ARCHITECT PRIOR TO COMMENCING REMOVALS.
  - PROVIDE NEW LINTELS AT NEW OPENINGS IN EXISTING WALLS. SEE STRUCTURAL DRAWINGS FOR INFORMATION ON LINTELS. IF NEW LINTEL IS NOT INDICATED, NOTIFY ARCHITECT FOR DIRECTION PRIOR TO PROCEEDING.
  - GC SHALL PROTECT, REPLACE OR REPAIR ANY EXISTING CONSTRUCTION SCHEDULED TO REMAIN WHICH IS DAMAGED DURING REMOVALS.
  - GC SHALL PROVIDE REQUIRED SHORING OR TEMPORARY BRACING DURING REMOVALS.
  - REMOVE EXISTING CEILINGS AND SUPPORTS WHERE NEW CEILINGS ARE SCHEDULED IN THE ROOM FINISH SCHEDULE.
  - REMOVE PARTITIONS, SHELVING, CABINETS AND ALL MISCELLANEOUS ITEMS SHOWN WITH DASHED LINES.
  - PATCH ALL FLOORS, WALLS, BASE AND CEILINGS WHERE PARTITIONS OR MISCELLANEOUS ITEMS ARE REMOVED.
  - REMOVE DOORS, FRAMES AND SIDELIGHTS SHOWN WITH DASHED LINES, UNLESS OTHERWISE NOTED.
  - REMOVE TOILET PARTITIONS AND GRAB BARS SHOWN WITH DASHED LINES. REPAIR EXISTING CONSTRUCTION SCHEDULED TO REMAIN.
  - REMOVE EXISTING FLOORING WHERE NEW FLOORING IS SCHEDULED IN THE ROOM FINISH SCHEDULE. PREPARE EXISTING FLOOR SURFACES TO RECEIVE NEW FLOORING.
  - CONTRACTOR SHALL VERIFY WITH THE OWNER THOSE REMOVED ITEMS TO BE TURNED OVER TO THE OWNER.

**WALL LEGEND:**

- EXISTING TO REMOVE (dashed line)
- EXISTING TO REMAIN (solid line)
- NEW CONSTRUCTION (double solid line)

REV.	DESCRIPTION	DATE

**PERMIT DRAWINGS**  
31 MAY 2016



**DEMO, PROPOSED REFLECTED CEILING PLANS**

SHEET TITLE:	
PROJECT No.	GRAPHIC SCALE: 0"
SCALE: As indicated	1"
PROJECT MANAGER: JRB	SHEET No.
DRAWN BY: JRB	<b>A1</b>
CHECKED BY: JRB	