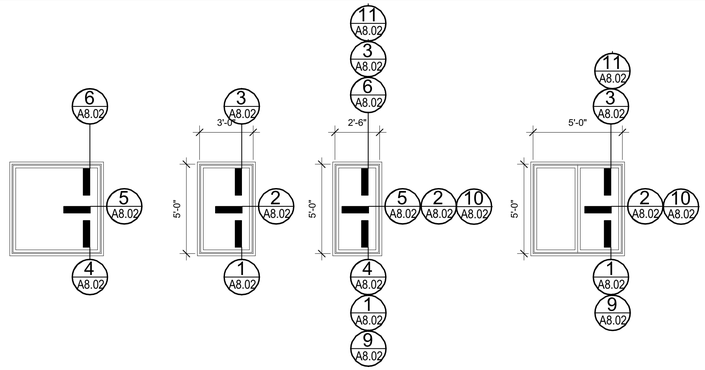

7 | WINDOW ELEVATIONS
1/4" = 1'-0"

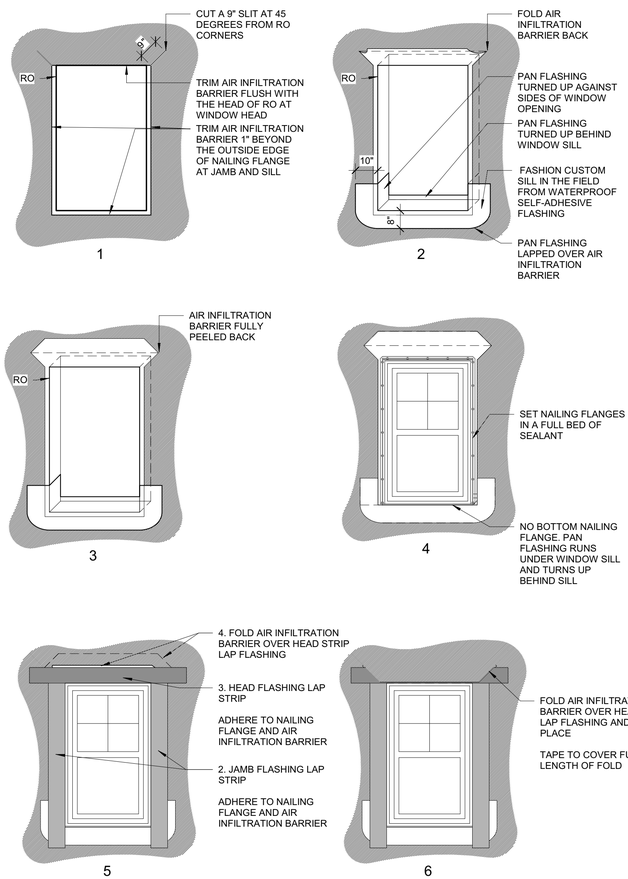

LAP STRIP HEAD, JAMB AND SILL FLASHING.
INSTALL IN ORDER OF NUMBERING

ORDER OF INSTALLATION OF
WATER PROOFING AT WINDOWS.
WATER PROOFING AT STOREFRONT AND DOORS USE STEPS 1-3

NOTE: MOCK-UP FIRST WINDOW TO BE APPROVED BY ARCHITECT PRIOR TO ANY INSTALLATION

NOTES:
1. INSTALL AIR INFILTRATION BARRIER IN ORDER AS SHOWN BY NUMBERS.
2. IF APPLICABLE, LEAVE RELEASE PAPER ON LOWER HALF OF SILL FLASHING UNTIL FUTURE TIE-IN.
3. INSTALL FLASHING AND AIR INFILTRATION BARRIER TO FORM WATER SHEDDING LAPS
4. COORDINATE WITH FLASHING REQUIREMENTS OF WINDOW MANUFACTURER
5. FOLLOW MANUFACTURES RECOMMENDATIONS FOR INSTALLATION.

8 | ORDER OF INSTALLATION OF WATERPROOFING AT WINDOWS
3/8" = 1'-0"

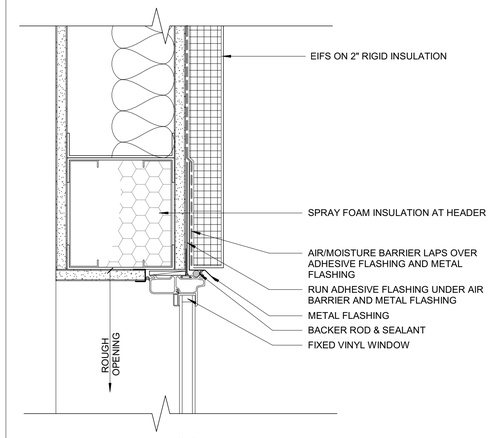

11 | WINDOW HEAD AT EIFS
3" = 1'-0"

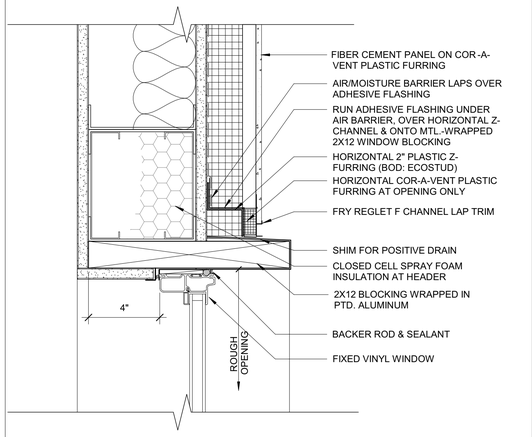

6 | WINDOW HEAD AT FIBER CEMENT PANEL
3" = 1'-0"

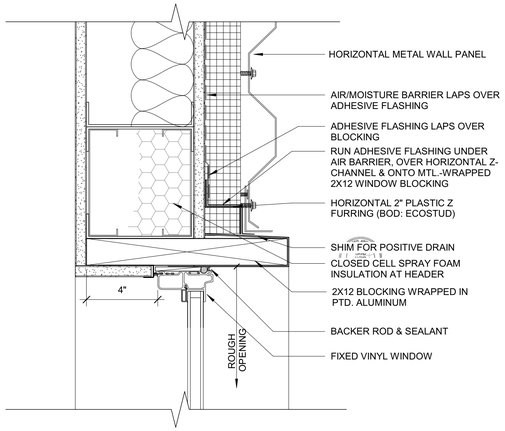

3 | WINDOW HEAD AT METAL PANEL
3" = 1'-0"

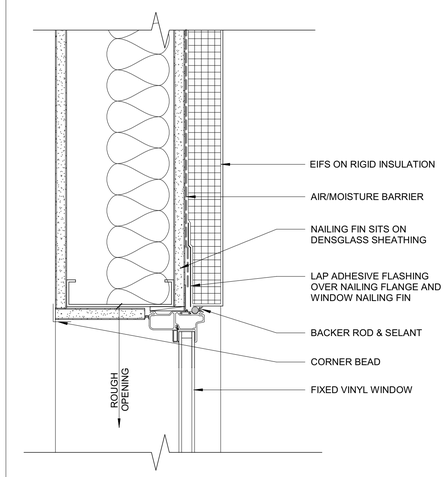

10 | WINDOW JAMB AT EIFS
3" = 1'-0"

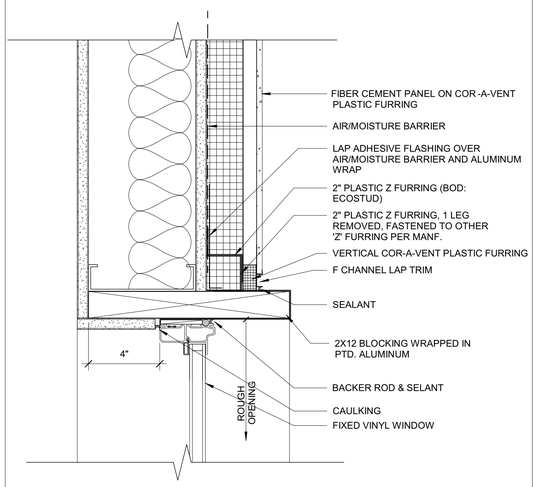

5 | WINDOW JAMB AT FIBER CEMENT PANEL
3" = 1'-0"

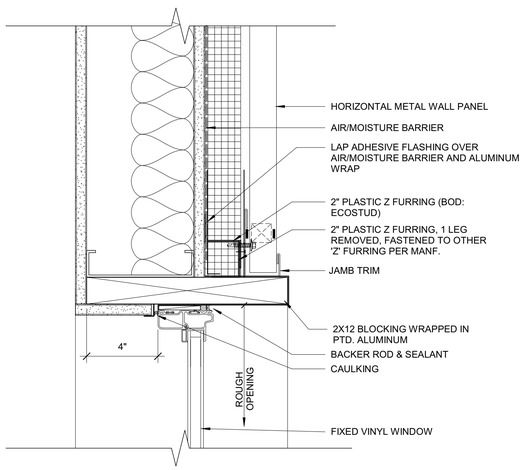

2 | WINDOW JAMB AT METAL PANEL
3" = 1'-0"

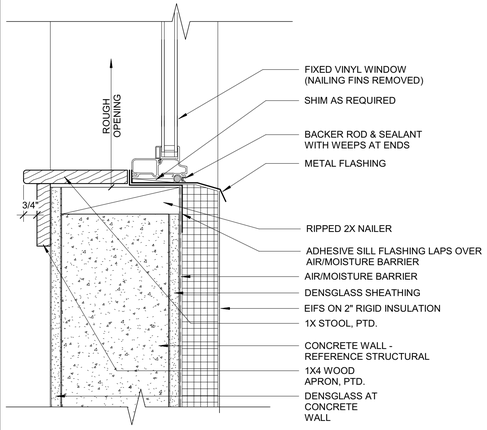

9 | WINDOW SILL AT EIFS
3" = 1'-0"

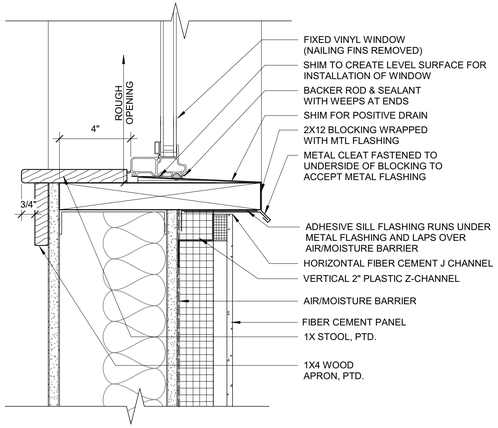

4 | WINDOW SILL AT FIBER CEMENT PANEL
3" = 1'-0"

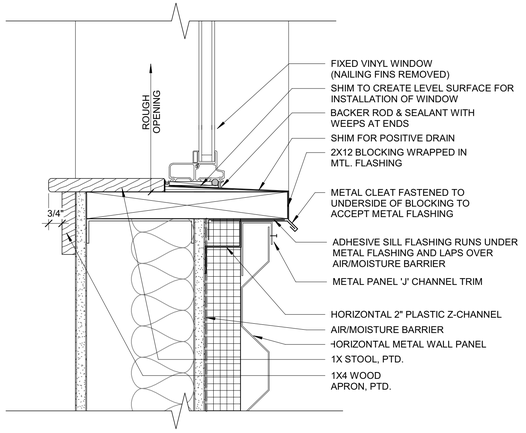

1 | WINDOW SILL AT METAL PANEL
3" = 1'-0"

LICENSED ARCHITECT
DAVID LLOYD
NO. 936
STATE OF MAINE
Date: 06/26/17

Reviewed for Code Compliance
Inspectors Division
Department of Planning & Development

Prepared For:
Proprietors of Union Wharf
Address
City, State

Consultant:

Architect:
ARCHETYPE architects
48 Union Wharf Portland, Maine 04101
(207) 772-6022 ARCHETYPE@ARCHETYPEPA.COM

Project:
WIDGERY WHARF
Widgery Wharf
Portland, ME

Revisions:

Scale: As indicated

Date: 17 FEB. 2017

WINDOW SCHEDULE

A8.02