MAINE WHARF
OFFICE RENOVATION
BUILDING B

68 COMMERCIAL ST
PORTLAND, MAINE

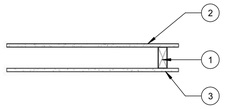

W1 **1 HR WALLS - U309**

1. Wood Studs — Nom 2 by 4 in. or Nom 2 by 6 in. , spaced 24 in. OC effectively firestopped.

2. Type X Gypsum Board — 5/8 in. thick, 4 ft wide, applied either horizontally or vertically, nailed to studs and bearing plates with 6d cement coated nails 1-7/8 in. long, 0.0915 in. shank diam and 1/4 in. diam heads spaced 7 in. OC. Finish Rating 27 Min. When used in widths other than 48 in., gypsum board to be installed horizontally.

3. Joints and Nailheads — Wallboard joints covered with paper tape and joint compound. Nailheads covered with joint compound. Gypsum plaster not more than 1/8 in. thick may be applied over the wallboard in addition to the specified joint treatment.

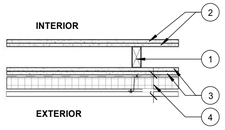

W2 **2 HR EXTERIOR BEARING WALL - GA FILE NO. WP 8416**

1. Wood Studs — Nom 2 by 4 in. or Nom 2 by 6 in. , spaced 24 in. OC effectively firestopped.

2. Type X Gypsum Board — Base layer 5/8" proprietary type X gypsum board applied parallel or at right angles to studs with 1 7/8". 0.0915" shank, 1/4" nail heads 6" O.C. Face layer 5/8" proprietary type X gypsum board applied parallel or at right angles to studs with 2 3/8", 0.113" shank, 9/32" head nails 8" O.C. Joints staggered 16" each layer and side.

3. Type X Gypsum Board — Base layer 5/8" proprietary type X glass mat gypsum substrate (sheathing) applied parallel or at right angles to 2x4 wood studs 16" O.C. with 1 7/8", 0.0915" shank, 1/4" head, galvanized roofing nails 6" O.C. Face layer 5/8" proprietary type X glass mat gypsum substrate (sheathing) applied parallel or at right angles to studs with 2 3/8", 0.113" shank, 9/32" head, galvanized roofing. Joints staggered 16" each layer and side.

4. **Wall Moisture, Thermal, and Cladding** - See wall section details

PROPRIETARY GYPSUM PANEL PRODUCTS

CertainTeed Gypsym Inc.	**5/8" Certain Teed Type X Gypsum Board**
	5/8" GlasRoc Sheathing Type X Gypsum Panel
Georgia Pacific Gypsum LLC	**5/8" DensArmor Plus Fireguard Interior Panel**
	5/8" DensGlass Fire guard Sheathing
Lafarge North America Inc.	**5/8" Weather Defense Platinum Sheathing**
	5/8" Firecheck Type X
National Gypsum Company	**5/8" e2XP Fire Shield Gypsum Sheathing**
	5/8" Gold Bond Brand Fire-Shield Gypsum Board
Temple Inland	**5/8" GreenGlass Type X**
	5/8" Type X

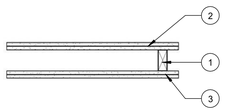

W3 **1 HR WALLS - U309**

1. Wood Studs — Nom 2 by 4 in. or Nom 2 by 6 in. , spaced 24 in. OC effectively firestopped.

2. (2) layers of Type X Gypsum Board — 5/8 in. thick, 4 ft wide, applied either horizontally or vertically, nailed to studs and bearing plates with 6d cement coated nails 1-7/8 in. long, 0.0915 in. shank diam and 1/4 in. diam heads spaced 7 in. OC. Finish Rating 27 Min. When used in widths other than 48 in., gypsum board to be installed horizontally.

3. Joints and Nailheads — Wallboard joints covered with paper tape and joint compound. Nailheads covered with joint compound. Gypsum plaster not more than 1/8 in. thick may be applied over the wallboard in addition to the specified joint treatment.

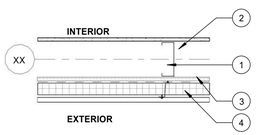

W4 **EXTERIOR NON BEARING WALL**

1. Wood Studs — Nom 2 by 4 in. or Nom 2 by 6 in. , spaced 24 in. OC effectively firestopped.

2. Type X Gypsum Board

3. Type X Gypsum Board

4. **Wall Moisture, Thermal, and Cladding** - See wall section details

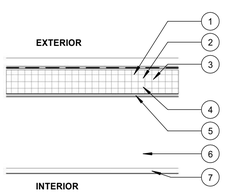

R1 **CURVED ROOF**

1. STANDING SEAM METAL ROOF

2. MOISTURE BARRIER

3. 1/4" PLYWOOD

4. 4" RIGID INSULATION

5. 1/2" BENT PLYWOOD SHEATHING

6. FRAMING - SEE STRUCTURAL

7. BEADBOARD CEILING

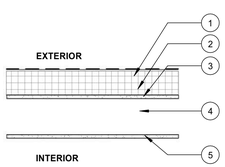

R2 **FLAT ROOF**

1. EPDM ROOFING ASSEMBLY

2. 4" RIGID INSULATION

3. DENSDECK SHEATHING

4. FRAMING - SEE STRUCTURAL

5. GYPSUM CEILING

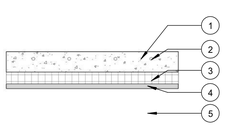

F1 **DECK**

1. 3" CONCRETE DECK

2. RADIANT FLOOR

3. 2" OF RIGID INSULATION

4. 3/4" PLYWOOD

5. FLOOR FRAMING - SEE STRUCTURAL

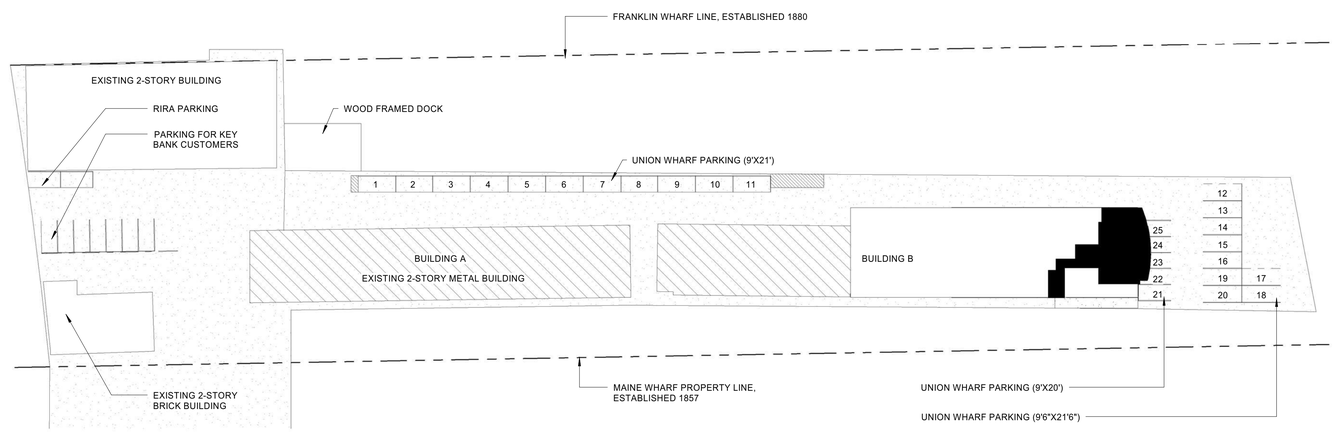

DOOR SCHEDULE

DOOR No.	WT TYPE	LABEL	Hardware	REMARKS
101	A		S + C	INSULATED HM LEAF AND FRAME
205	B		O	
206	B		O	
207	D		O	
210	B		S	
301	A	1 HR	P + C	
302A	E		E	ALUM
302B	E		E	ALUM
303	F		P	
303A	B		E	HM FRAME AND LEAF
304	C		PV	
305	16			

GENERAL NOTES:

1. DOOR SIZES ARE TO BE 3'-0" x 7'-0" OR 6'-0" x 7'-0", U.N.O.
2. INTERIOR DOOR LEAFS ARE TO BE 1 3/4" UNLESS OTHERWISE NOTED BY MANUFACTURER
3. FACE OF HINGE JAMB IS TO BE FRAMED 6" FROM FINISHED GYPSUM UNLESS NOTED OR SHOWN OTHERWISE
4. T = TEMPERED
5. ALL DOOR GLAZING TO BE TEMPERED.

HARDWARE KEY:

O - OFFICE
S - STORE ROOM
E - EXIT
P - PASSAGE
PV - PRIVACY

C - CLOSER

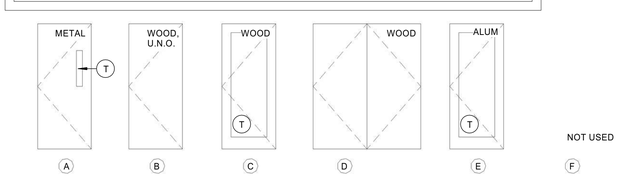

DRAWING LIST

ARCHITECTURAL DRAWINGS

A1.01	FIRST & SECOND FLOOR PLAN
A1.02	MEZZANINE FLOOR PLAN & ROOF PLAN
A2.01	ELEVATIONS
A3.00	STAIR SECTIONS AND DETAILS
A3.01	BUILDING SECTIONS
A5.01	EXTERIOR DETAILS
A5.02	EXTERIOR DETAILS

STRUCTURAL

S1.0	GENERAL NOTES ETC.
S1.1	1ST FLOOR FRAMING PLAN
S1.2	2ND FLOOR FRAMING PLAN
S1.3	EXISTING ROOF FRAMING PLAN
S1.4	NEW 3RD FLOOR FRAMING PLAN
S1.5	NEW HIGH ROOF FRAMING PLAN
S2.1	SECTIONS

LEGEND:

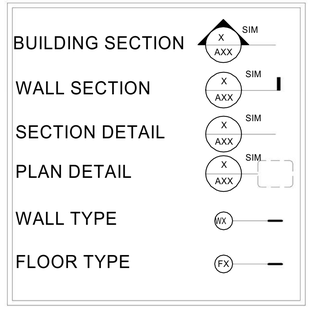

Reviewed for Code Compliance
Inspection Division
Department of Building
Date: 05/28/14