
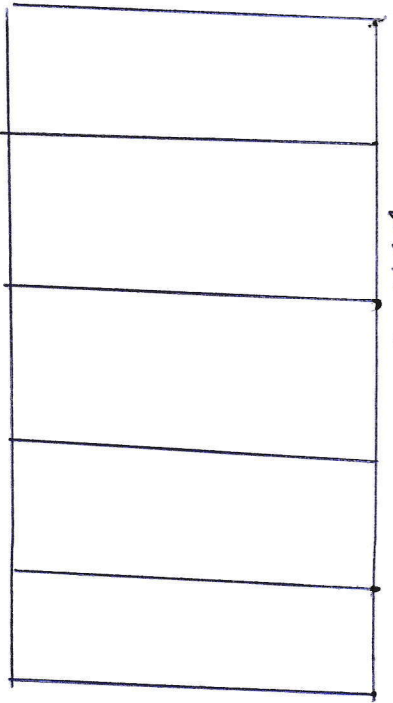


NBS

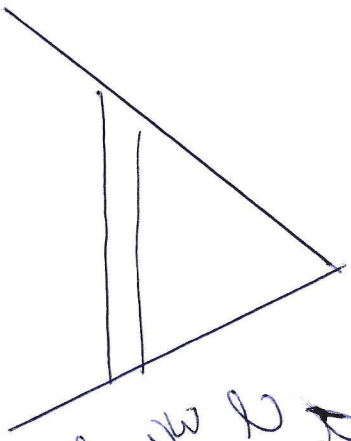
Project 1 8' x 10' Storage Shed



10' →
 Floor Plan - 2x6 Joist 16" on C
 3/4" T+G CDX Plywood Floor



8'
 Wall Plan
 2x6 construction 16" on C
 1/2" wall sheathing - No insulation or electrical



Roof Plan
 2x6 Rafters 16" on C
 3/4" CDX Plywood Sheathing
 2x6 collar Tie 5/12 Pitch

Details: 8' x 10' Wood Framed Shed - 11/13/18

- door - 5/12 Pitch Pref-3 Tab Asphalt Shingles on F
- Clayboard siding - 2x6 construction - built in accordance
- local and state building codes - No Electrical or plumbing
- Storage - Building Sealed Use -