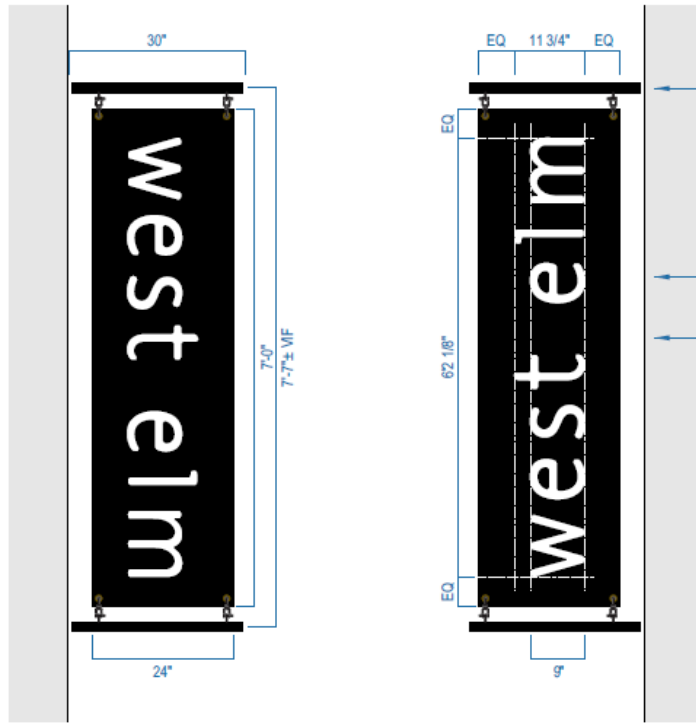
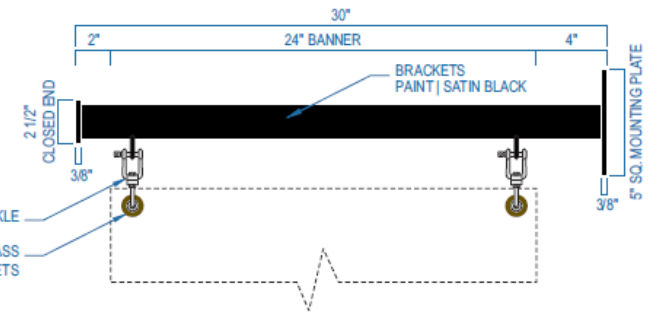


West Elm Sign D Details

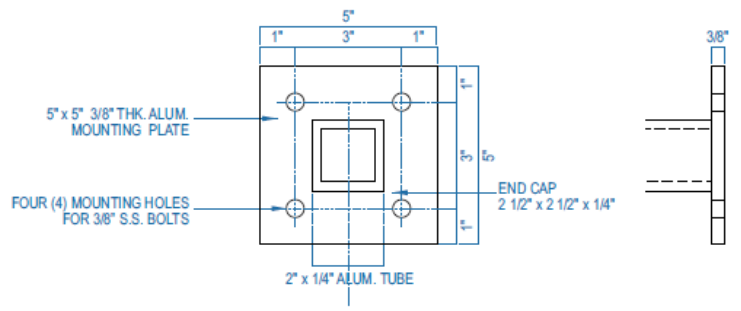
D



- T & B BRACKETS
PAINT | SATIN BLACK
- CANVAS
COLOR | BLACK
- COPY
COLOR | WHITE



BRACKET | DETAIL
Scale: 1 1/2" = 1'-0"



MOUNTING PLATE | DETAIL
Scale: 3" = 1'-0"

SIGN D D/F CANVAS BLADE SIGN W/ BRACKETS | ELEVATION
 Scale: 1/2" = 1'-0" QTY. REQ'D: ONE (1)

15.17 SQ. FT.



Client & Location
west elm 164 Middle St
 Portland ME

Customer Approval Signature	Revisions	Drawing ID	Date	Page #
			5.31.17	
		Drawn By	Sales Rep	WVO #