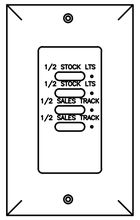

REMOTE MASTER LIGHTING CONTROL SWITCH

3 NOT TO SCALE

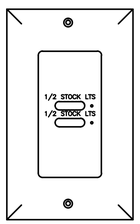

REMOTE LIGHTING CONTROL SWITCH

4 NOT TO SCALE

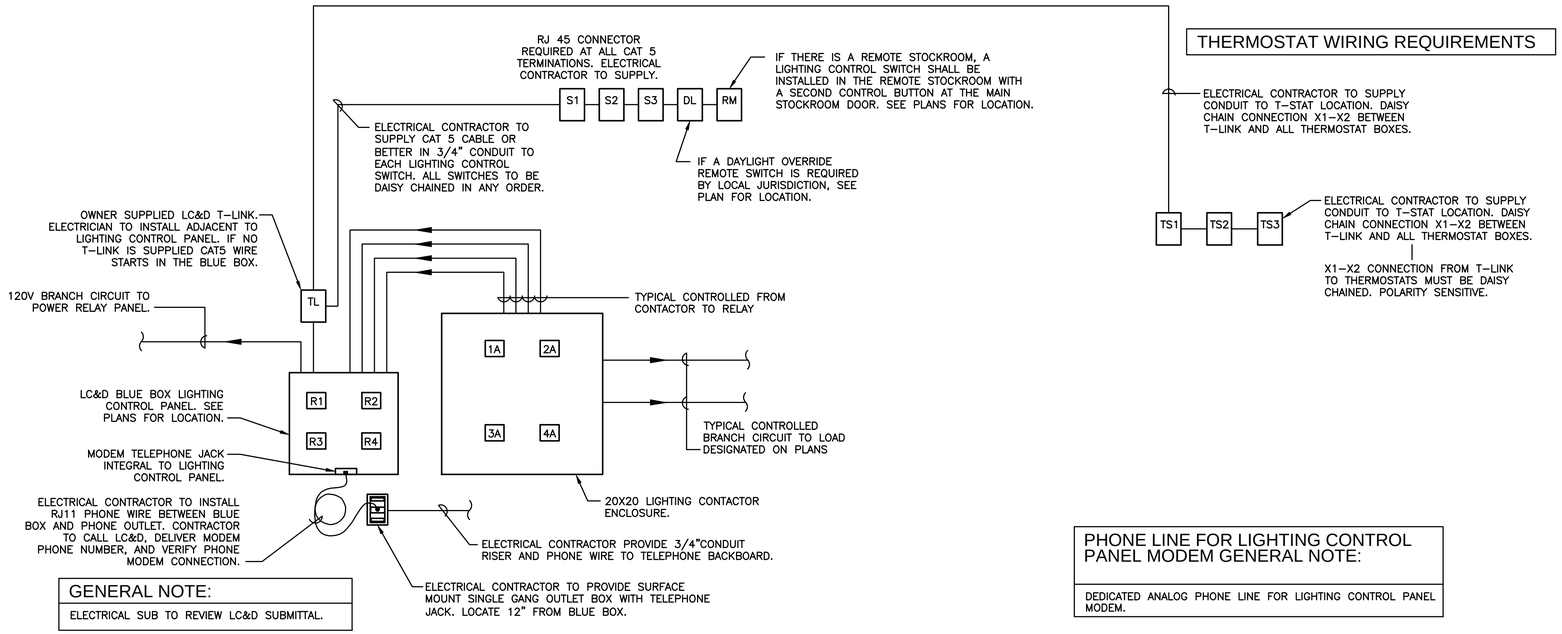

GENERAL NOTE:

ELECTRICAL SUB TO REVIEW LC&D SUBMITTAL.

THERMOSTAT WIRING REQUIREMENTS

ELECTRICAL CONTRACTOR TO SUPPLY CONDUIT TO T-STAT LOCATION. DAISY CHAIN CONNECTION X1-X2 BETWEEN T-LINK AND ALL THERMOSTAT BOXES.

TS1 TS2 TS3

ELECTRICAL CONTRACTOR TO SUPPLY CONDUIT TO T-STAT LOCATION. DAISY CHAIN CONNECTION X1-X2 BETWEEN T-LINK AND ALL THERMOSTAT BOXES.

X1-X2 CONNECTION FROM T-LINK TO THERMOSTATS MUST BE DAISY CHAINED. POLARITY SENSITIVE.

PHONE LINE FOR LIGHTING CONTROL PANEL MODEM GENERAL NOTE:

DEDICATED ANALOG PHONE LINE FOR LIGHTING CONTROL PANEL MODEM.

LIGHTING CONTROL PANEL ONE-LINE

1 NOT TO SCALE

CONTACTORS CONTROLLED BY RELAY 1, 2 AND 3 ARE TO BE CONNECTED IN THE N.C. POSITION.

Remove block by pulling the clip as shown (see Figure 2). Rotate block 180 degrees to convert from NO to NC.



Figure – 2

Check for the lettering on the base. "NO" should be visible if the power pole is assembled as normally open, or "NC", if it is assembled a normally closed (see Figure 3).



Figure – 3

Zone Descriptions & Switch Engraving Legend

Zone	Description	TIME PERIOD	Engraved Switch Label
1	STOCK ROOM/1/2 SALES LIGHTS FOR CLEANING	7AM-ON / 10PM OFF	EMPLOYEE
2	1/2 SALES/CASEWORK LIGHTS SALES FLOOR RECEPTACLES FOR STORE OPEN	9:30AM-ON / 10PM OFF	SALES
3	DISPLAY WINDOW TRACK LIGHTS AND RECEPTACLES	9:30AM-ON / 12AM MIDNIGHT OFF	DISPLAY
4	EXTERIOR SIGNAGE AND LIGHTING	DUSK / 12AM MIDNIGHT OFF	EXTERIOR

CONTACTOR SCHEDULE

EXTERNAL CONTACTOR LABEL	RELAY	ZONE	MANUFACTURER MODEL	TYPE	COIL VOLTAGE	CONTACT VOLTAGE	CONTACT AMPERE RATING	NO. OF POLES N.O.	NO. OF POLES N.C.	NEMA TYPE ENCLOSURE	LIGHTS CONTROLLED VOLTAGE	CIRCUITS CONTROLLED
1A	R1	1 EMPLOYEE LIGHTS	GENERAL ELECTRIC CR463L60-AJA	ELEC ENERGIZED ELEC HELD	120	600	30	6		NEMA 1	120V	MDP - 21, 25, 27, 29, 31, 33
2A	R2	2 SALES LIGHTS	GENERAL ELECTRIC CR463L60-AJA	ELEC ENERGIZED ELEC HELD	120	600	30	8		NEMA 1	120V	MDP - 14, 16, 18, 26, 28, 30 P1 - 36
3A	R3	3 DISPLAY LIGHTS	GENERAL ELECTRIC CR463L60-AJA	ELEC ENERGIZED ELEC HELD	120	600	30	6		NEMA 1	120V	MDP - 20, 22, 24
4A	R4	4 EXTERIOR LIGHTS	GENERAL ELECTRIC CR463L60-AJA	ELEC ENERGIZED ELEC HELD	120	600	30	2		NEMA 1	120V	MDP - 34

REMARKS:
1. THE ELECTRICALLY HELD CONTACTOR SPECIFIED, (MODEL NUMBER. CR463L20-AJA), USES A G.E. 2-POLE CONTACTOR, (MODEL NUMBER CR46OXP32,) FOR TOTAL NUMBER OF POLES SEE NO. OF POLES COLUMN IN CONTACTOR SCHEDULE.
2. CONTACTORS AND ENCLOSURE ARE TO BE PROVIDED BY ELECTRICAL CONTRACTOR.

ZONE AND RELAY PANEL SCHEDULE

2 NOT TO SCALE

OWNER:
WILLIAMS-SONOMA, INC.
3250 Van Ness Avenue
San Francisco, CA 94109
T 415 616 8602
F 415 439 8164
www.williams-sonomainc.com

EEA
EEA Consulting Engineers
6615 Vaught Ranch Road, Suite 200
Austin, Texas 78730-2314 USA
512.744.4400 main 512.744.4444 fax
www.eeace.com

State of Registration MAINE
Firm Registration No. N/A
EEA Project No. 20166538

DRAWN BY: BMW
CHECKED BY: SMR

Digitally Signed
STATE OF MAINE
Michael N. Hart
No. 10507
LICENSED PROFESSIONAL ENGINEER
Michael N Hart, PE (ME)
2017.03.08 15:24:59-06'00'

west elm
Dowtown Portland
164 Middle Street
Portland, ME 04101
PROJECT #006-160335.00

ISSUED / REVISED	DATE
PRELIMINARY SET	09/08/16
LL COORDINATION SET	11/08/16
LL/PERMIT SET	11/21/16

LIGHTING CONTROLS

E-003