




**PORT CITY ARCHITECTURE**

65 NEWBURY STREET  
PORTLAND, ME 04101  
207.761.9000



**Consultants:**

**MECHANICAL SYSTEMS ENGINEERS, INC.**  
100 State Street, Suite 1000  
Portland, ME 04101  
Tel: (207) 846-3443 • Fax: (207) 846-3443  
msengineering.com

**Structural Integrity**  
Consulting Engineers, Inc.

**SWIFTCURRENT**  
Engineering Services

**PERMIT SET**  
11-1-16

**NOT FOR CONSTRUCTION**

**NEWPORT DEVELOPMENT ASSOCIATES**

164 Middle St  
Portland, Maine

#	DATE	DESCRIPTION

Date Issued: November 1, 2016

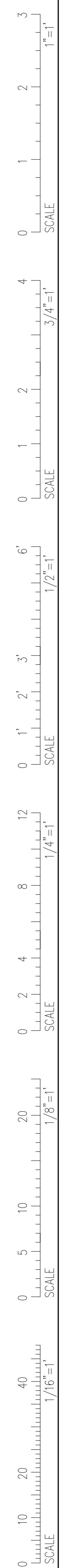
Project Number: 16201

Drawing Scale: AS NOTED

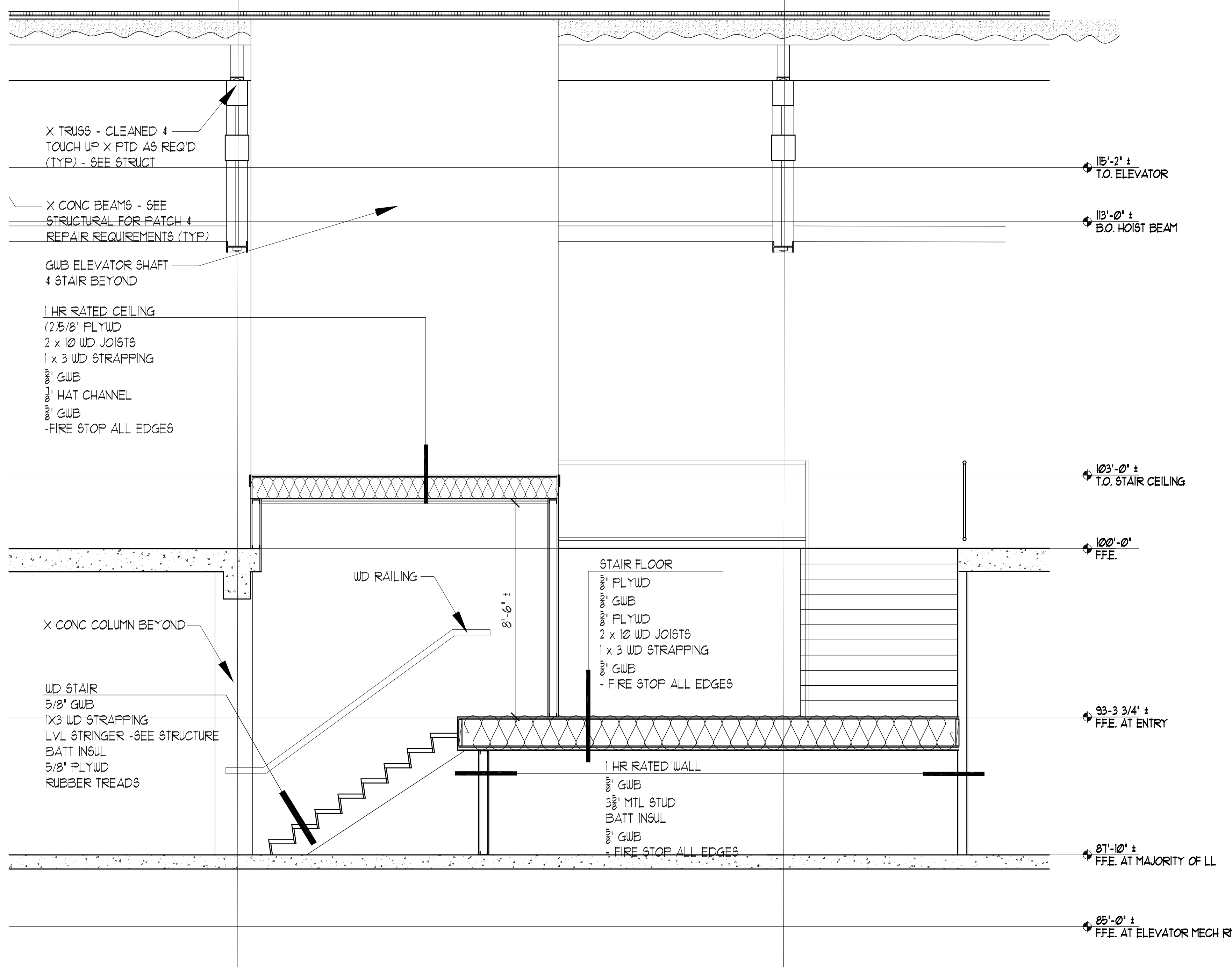
**ELEVATOR SECTIONS**

Drawn By:  
JFP CM  
TS CR  
Checked By:  
LAS

**A3.7**



DOF  
 EPDM - INFILL WHERE REQ'D  
 EXIST RIGID INSUL  
 X1ST T&G DECKING  
 X1ST BEAMS ON POST - PTD BLACK  
 N R30 SPRAY INSUL - INT PAINT BLACK  
 X1STING WD TRUSSES



**STAIR SECTION @ LL STORAGE**  
SCALE: 3/8" = 1'-0"