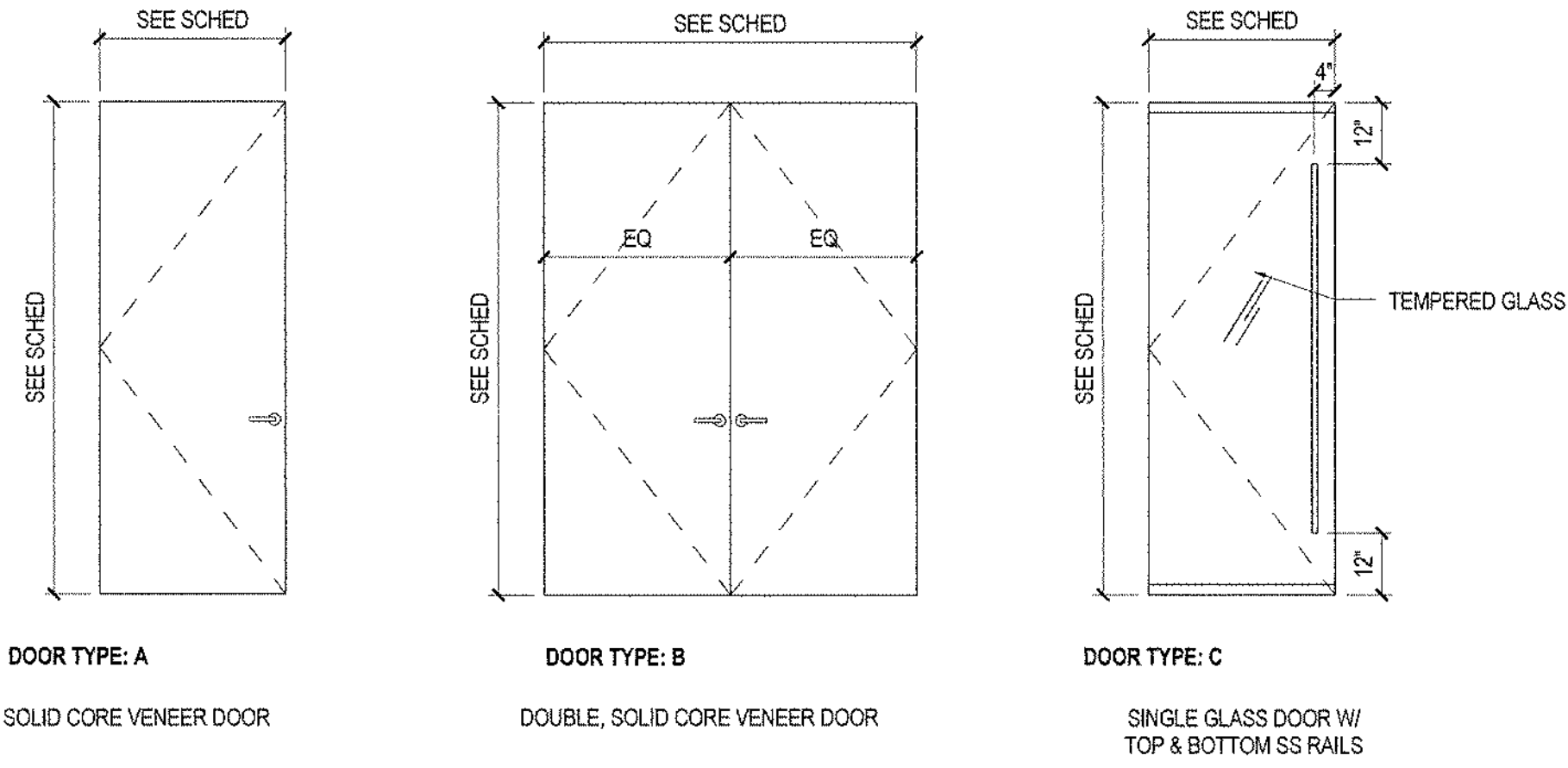
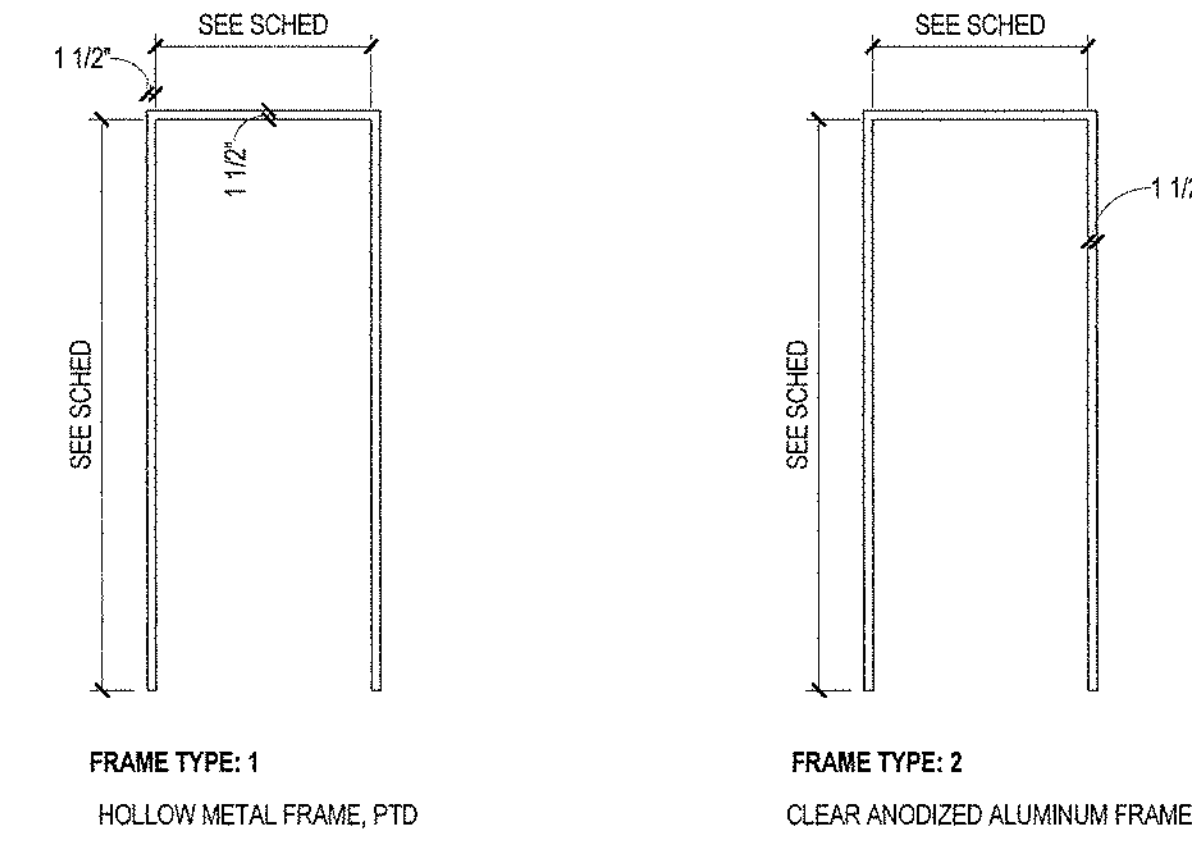


DOOR TYPES

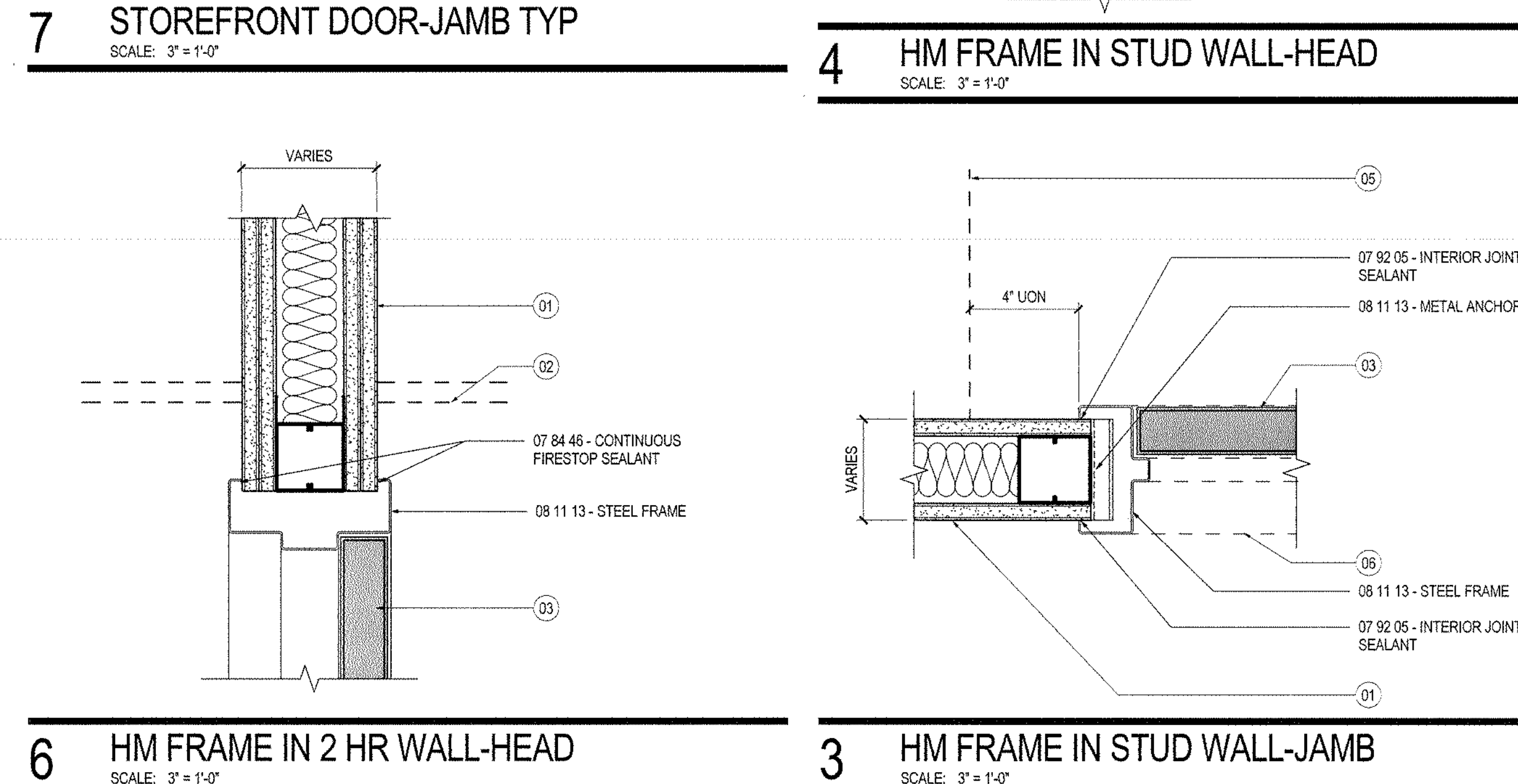
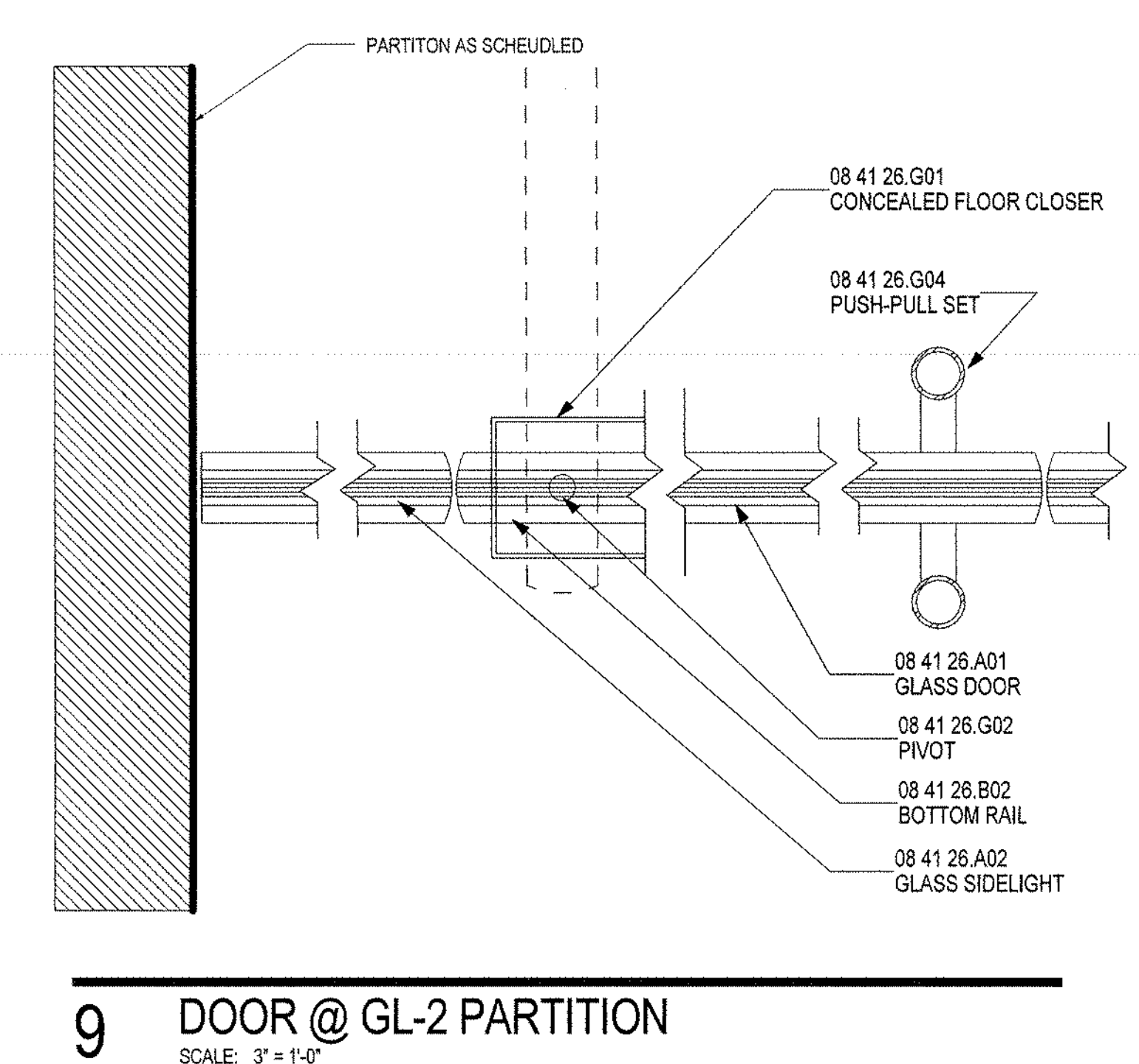
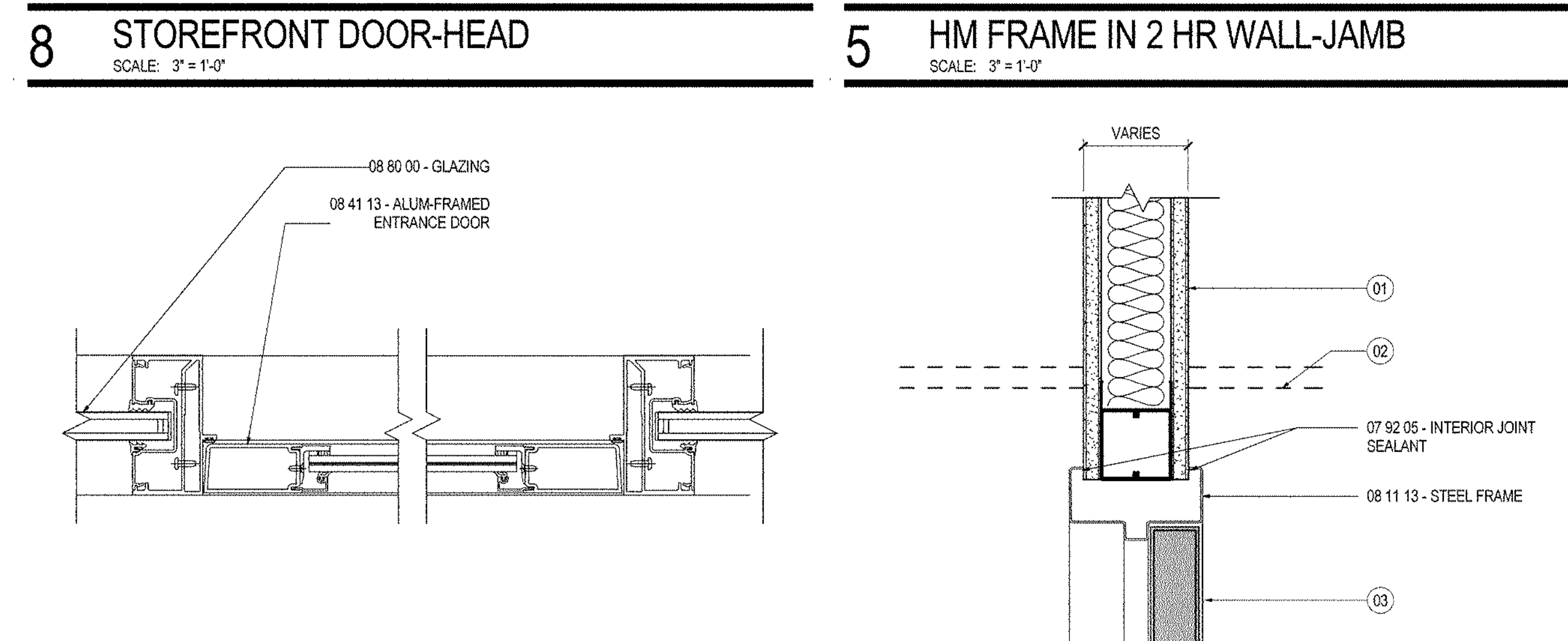
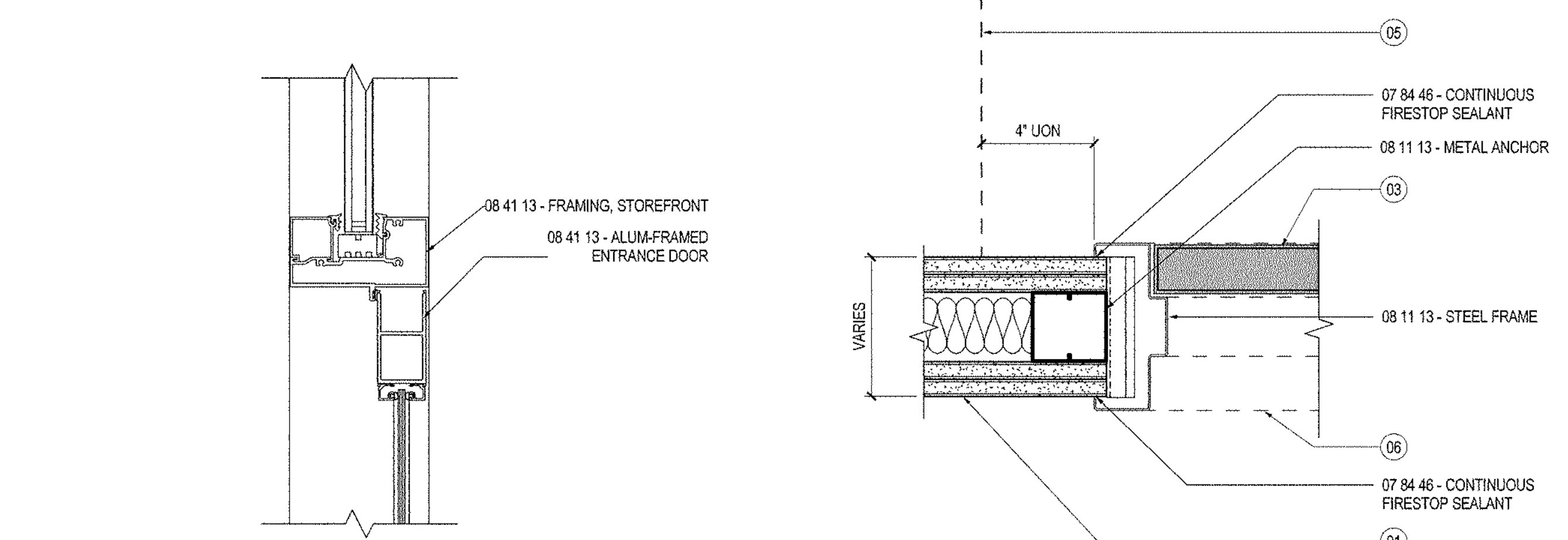


FRAME TYPES



DOOR AND FRAME AND HARDWARE GROUP SCHEDULE

ASSEMBLY NUMBER	LOCATION	TYPE	DOOR				FRAME				ASSEMBLY RATING			HARDWARE GROUP	REMARKS		
			WIDTH	HEIGHT	THICKNESS	MATERIAL	FINISH	MATERIAL	FINISH	HEAD	JAMB	SILL	FIRE RATING			TEMP RISE	SMOKE LABEL
B1A10	MULTI-PURPOSE ROOM	B	6'-0"	7'-0"	0'-1 3/4"	WD	WDV	HM	PT-ADJ	4/A10.10 0	3/A10.10 0						PAIN TO MATCH ADJ WALL
B1A12	STORAGE	A	3'-0"	7'-0"	0'-1 3/4"	WD	WDV	HM	PT-ADJ	4/A10.10 0	3/A10.10 0						PAIN TO MATCH ADJ WALL
B1B11	STRENGTH TRAINING EQUIPMENT	B	6'-0"	7'-0"	0'-1 3/4"	WD	WDV	HM	PT-ADJ	4/A10.10 0	3/A10.10 0						PAIN TO MATCH ADJ WALL
B1C06	CORRIDOR	B	6'-0"	7'-0"	0'-1 3/4"	WD	WDV	HM	PT-ADJ	4/A10.10 0	3/A10.10 0						PAIN TO MATCH ADJ WALL
B1E07	BIKE STORAGE	A	3'-6"	7'-0"	0'-1 3/4"	WD	WDV	HM	PT-ADJ	6/A10.10 0	5/A10.10 0						PAIN TO MATCH ADJ WALL
B1F06	WOMEN'S LOCKER ROOM	A	3'-0"	7'-0"	0'-1 3/4"	WD	WDV	HM	PT-ADJ	4/A10.10 0	3/A10.10 0						PAIN TO MATCH ADJ WALL
B1F08	WOMEN'S LOCKER ROOM	A	3'-0"	7'-0"	0'-1 3/4"	WD	WDV	HM	PT-ADJ	4/A10.10 0	3/A10.10 0						PAIN TO MATCH ADJ WALL
B1F10	MARKETING MATERIAL STORAGE	B	6'-0"	7'-0"	0'-1 3/4"	WD	WDV	HM	PT-ADJ	4/A10.10 0	3/A10.10 0						PAIN TO MATCH ADJ WALL
B1H04	CORRIDOR	A	3'-0"	7'-0"	0'-1 3/4"	WD	WDV	HM	PT-ADJ	6/A10.10 0	5/A10.10 0	90					
B1H10	PRINT PRODUCTION ROOM	B	6'-0"	7'-0"	0'-1 3/4"	WD	WDV	HM	PT-ADJ	4/A10.10 0	3/A10.10 0						
B1J04	CORRIDOR	A	3'-6"	7'-0"	0'-1 3/4"	WD	WDV	HM	PT-ADJ	6/A10.10 0	5/A10.10 0	90					
1B02A	PRE FUNCTION	A	3'-0"	7'-0"	0'-1 3/4"	WD	WDV	HM	PT-ADJ	4/A10.10 0	3/A10.10 0						
1B02B	PRE FUNCTION	A	3'-0"	7'-0"	0'-1 3/4"	WD	WDV	HM	PT-ADJ	4/A10.10 0	3/A10.10 0						
1D02A	CHAIR/ TABLE STORAGE	A	3'-0"	7'-0"	0'-1 3/4"	WD	WDV	HM	PT-ADJ	4/A10.10 0	3/A10.10 0						
1D02B	MULTI PURPOSE/ TRAINING	A	3'-0"	7'-0"	0'-1 3/4"	WD	WDV	HM	PT-ADJ	4/A10.10 0	3/A10.10 0						
1E04	PHONE BOOTH	C	3'-0"	8'-0"		GL		AN AL	MATTE	10/A10.0 0	9/A10.10 0						
1K05A	MAIL ROOM	A	3'-0"	7'-0"	0'-1 3/4"	WD	WDV	HM	PT-ADJ	4/A10.10 0	3/A10.10 0						
1K05B	MAIL ROOM	A	3'-0"	7'-0"	0'-1 3/4"	WD	WDV	HM	PT-ADJ	4/A10.10 0	3/A10.10 0						
1M07	CONFERENCE ROOM	C	3'-0"	7'-11"		GL		AN AL	MATTE	8/A10.10 0	7/A10.10 0						



SHEET NOTES

- 01 SCHEDULED PARTITION; REFER TO CONSTRUCTION PLAN. CONTRACTOR TO VERIFY THICKNESS.
- 02 SCHEDULED CEILING; REFER TO CEILING PLAN
- 03 SCHEDULED DOOR; REFER TO CONSTRUCTION PLANS AND A9.4 SERIES
- 05 SCHEDULED ADJACENT PARTITION WHERE OCCURS; REFER TO CONSTRUCTION PLAN
- 06 LINE OF FRAME HEADER ABOVE

GENERAL NOTES

- A CAULK DOOR JAMB AND HEADS WHERE GAPS EXCEED 1/16" TYPICAL.
- B PROVIDE THREE JAMB ANCHORS AND ONE BASE ANCHOR PER JAMB AT GYPSUM WALLBOARD PARTITIONS, TYP.
- C PROVIDE FRAME ROUGH OPENINGS AS RECOMMENDED BY FRAME MANUFACTURER.
- D PROVIDE STANDARD DOOR FRAME PROFILES AS REQUIRED TO MEET ADJACENT CONDITIONS.
- E PROVIDE ANCHORS AND ACCESSORIES AS REQUIRED FOR CONDITIONS AS RECOMMENDED BY THE MFR.
- F DOORS SHALL OPERATE FREELY WITHOUT BINDING.
- G DOOR FRAMES SHALL BE SECURED RIGIDLY IN PLACE AND BRACED TO FLOOR AND STRUCTURE ABOVE TO PREVENT BREAK OUT TO PARTITIONS.
- H DOOR UNDERCUTS SHALL BE KEPT TO MINIMAL DIMENSION AND SHALL BE UNIFORM THROUGHOUT PROJECT UON.
- I NO THROUGH-BOLTING WILL BE ACCEPTED. DOOR TO BE REINFORCED INTERNALLY.
- J INSTALLATION OF ALL DOORS AND HARDWARE SHALL MEET MIN. "ADA" REQUIREMENTS. IF ANY CONFLICTS ARISE, THE ITEM MUST BE BROUGHT TO THE ARCHITECTS ATTENTION PRIOR TO CONSTRUCTION.
- K ERECT ALL DOOR FRAMES AND ADJACENT WALLS TO CONFORM TO THE APPLICABLE PLAN CONFIGURATION. NOTIFY ARCHITECT OF ANY CONFLICTS PRIOR TO INSTLLATION OF DOOR FRAMES AND ADJACENT WALLS
- L ALL DOORS SHALL COMPLY WITH THE CLEARANCES FOR APPROACHES MEETING MINIMUM ADA REQUIREMENTS.
- M ALL HARDWARE SHALL BE UNLOCKED IN THE DIRECTION OF EGRESS, REGARDLESS OF OTHER LOCK FUNCTIONS.
- N ALL HARDWARE TO BE BRUSHED SS. OR SATIN CHROME FINISH.
- O ALL DOORS INDICATED WITH CARD READERS OR ELECTRIC LOCKING DEVICES SHALL OPERATE IN A "FAIL SAFE" MODE.
- P REFER TO SECURITY PLAN FOR CARD READER LOCATIONS. COORDINATE INSTALLATION AND LOCATIONS WITH SECURITY VENDOR.
- Q ALL BASE BUILDING CORE DOORS AND FRAMES TO BE PAINTED SAME AS ADJACENT WALL COLOR.




Council on International Educational Exchange
300 Fore Street
Portland, ME



One Beacon Street
Third Floor
Boston MA 02108
(617) 619-5700
(617) 619-5701

Date & Issue Description	By	Check
09/16/16 ISSUED FOR PERMIT	ACH	AQ, GL

Seal/Signature



Project Name
CIEE HQ Renovations

Project Number
11.7086.000

Description
DOOR AND FRAME TYPES

Scale
As indicated

A10.100

© 2016 Gensler