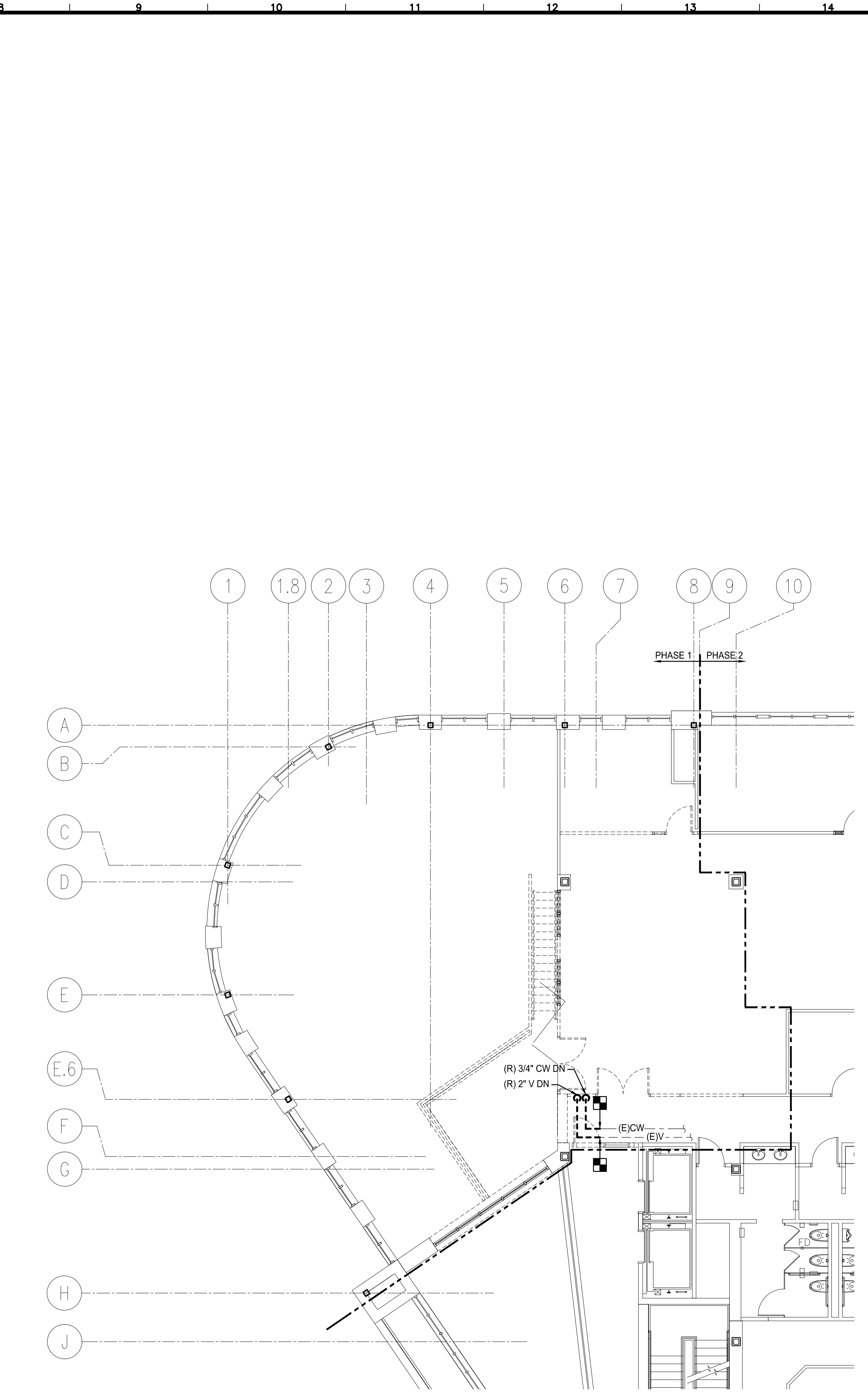


**A1** FIRST FLOOR PLUMBING DEMOLITION PLAN  
1/8" = 1'-0"



**A8** SECOND FLOOR PLUMBING DEMOLITION PLAN  
1/8" = 1'-0"

**NOTE:**  
1. SEE SHEET M-001 FOR THE LEGEND AND ABBREVIATIONS.

**KEYNOTES**


KEYNOTE NUMBER	KEYNOTE DESCRIPTION
1	REMOVE HOSE BIB AND PATCH WALL TO MATCH EXISTING.
2	CUT CW PIPE IN CEILING ABOVE AND CAP. DRAIN AND ABANDON CW-RISER AND HOSE BIB IN PLACE.


NO.	DATE	DESCRIPTION
0	02.13.18	ISSUED FOR CONSTRUCTION

**ISSUED FOR CONSTRUCTION**  
02.13.18

SMRT Architects and Engineers  
144 Fore Street  
Portland, Maine 04104  
1.877.700.7678  
www.smrtinc.com  
ARCHITECTURE | ENGINEERING | PLANNING | INTERIORS | ENERGY **SMRT**

**TAC** Architectural  
*Group Inc.*  
40 Summer St., Suite 4 Bangor, ME 04401

PROJECT NORTH: 



**BANGOR SAVINGS BANK - RENOVATIONS TO 280 FORE STREET PORTLAND, MAINE**

PROJECT NO: 17231  
CAD DWG FILE: PD101-17231  
DRAWN BY: ASM  
CHK'D BY: MJC  
COPYRIGHT: 2018

SHEET TITLE  
**PLUMBING DEMOLITION PLAN - PHASE 1**

PD101