

GENERAL NOTE:
 1. SEE G1001 FOR PROJECT GENERAL NOTES.

DEMOLITION NOTES:

1. DASHED LINES INDICATE AREAS/ITEMS TO BE REMOVED. COORDINATE EXTENT OF DEMOLITION WITH LOCATIONS OF PARTITIONS DESCRIBED ON PLANS AND WITH LOCATIONS OF FINISHES NOTED AS EXISTING TO REMAIN.
2. THE GENERAL CONTRACTOR SHALL BE RESPONSIBLE FOR REPAIR AND REFINISH OF DAMAGED ITEMS NOT SCHEDULED TO BE DEMOLISHED AS A RESULT OF NEW WORK OR DEMOLITION.
3. ANY WALL PARTITION OR SURFACE DISTURBED BECAUSE OF NEW WORK OR DEMOLITION SHALL BE PATCHED AND FINISHED CONTINUOUSLY TO THE NEAREST CORNER UNLESS NOTED OTHERWISE. MATCH EXISTING ADJACENT CONSTRUCTION FINISHES, CONTINUITY AND FIRE RATINGS UNLESS NOTED OTHERWISE. REMOVE ALL EXISTING CARPET WITHIN AREA OF WORK UNLESS NOTED OTHERWISE. PREPARE EXISTING FLOOR AS REQUIRED TO RECEIVE NEW FLOOR FINISHES. SEE FLOOR FINISH PLAN. REMOVE ALL EXISTING RESILIENT WALL BASE WITHIN AREA OF WORK UNLESS NOTED OTHERWISE.
4. RETAIN EXISTING WOOD CHAIR RAIL THAT IS REQUIRED FOR REUSE WHERE PATCHING IS REQUIRED. SEE WALL FINISHES PLANS (AF111 & AF112) FOR ADDITIONAL INFORMATION.

KEYED NOTES:

- 1 REMOVE EXISTING GWB SOFFIT COMPLETE.
- 2 REMOVE EXISTING CEILING TILE ONLY. EXISTING GRID, LIGHT FIXTURES AND CEILING MOUNTED EQUIPMENT TO REMAIN.
- 3 REMOVE EXISTING CEILING SYSTEM AS DESCRIBED ON DRAWINGS COMPLETE.
- 4 REMOVE PORTIONS OF EXISTING CEILING SYSTEM AS REQUIRED TO ACCOMMODATE NEW CONSTRUCTION.

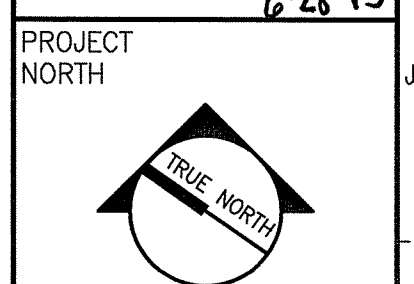


LEGEND:

AREAS ARE NOT WITHIN SCOPE OF WORK.

REMOVE CEILING TILE IN HATCHED AREA ONLY PER KEYED NOTE 2.

144 Fore Street/P.O. Box 618
 Portland, Maine 04104
 tel. (207) 772-3846
 fax. (207) 772-1070
 www.smrinc.com

ARCHITECTURE
 ENGINEERING
 PLANNING
 INTERIOR DESIGN
 COMMISSIONING



PROJECT NORTH

BAKER, NEWMAN & NOYES
 FORE STREET OFFICE BUILDING RENOVATIONS
 PORTLAND, MAINE

ISSUED FOR PERMITTING
 6-28-13

CURRENT ISSUE STATUS:

REV	DESCRIPTION	DATE
1	ISSUED FOR PERMITTING	6-28-13
0	ISSUED FOR OWNER REVIEW	5-1-13

GRAPHIC SCALE:

SCALE: AS INDICATED

PROJECT MANAGER: JLH
 JC/DRAWN BY: JNR
 A/E OF RECORD: JLH
 CAD FILE: AD112-11133
 PROJECT NO: 11133
 DATE: 6-28-13
 SHEET TITLE:

FIFTH LEVEL REFLECTED CEILING REMOVALS PLAN

SHEET No. **AD112**
 © COPYRIGHT 2012 SMRI INC.

A1 FIFTH LEVEL REFLECTED CEILING REMOVALS PLAN

1/8" = 1'-0"