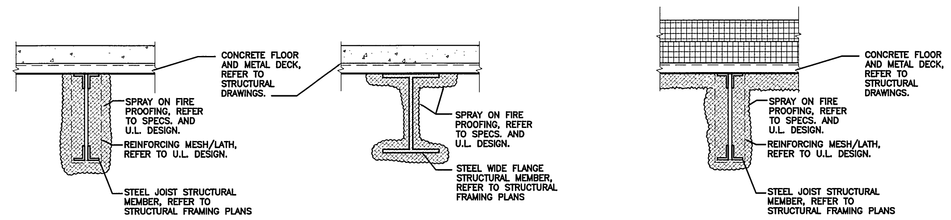

STRUCTURAL STEEL JOIST/METAL DECK:
UL RATED FIRE ASSEMBLY : # N736
(1 HOUR, REFER TO U.L. DESIGN FOR SPECIFIC REQUIREMENTS)

STRUCTURAL STEEL BEAM/METAL DECK:
UL RATED FIRE ASSEMBLY : # N708
(1 HOUR, REFER TO U.L. DESIGN FOR SPECIFIC REQUIREMENTS)

STRUCTURAL STEEL JOIST/METAL DECK:
UL RATED FIRE ASSEMBLY : # P732
(1 HOUR, REFER TO U.L. DESIGN FOR SPECIFIC REQUIREMENTS)

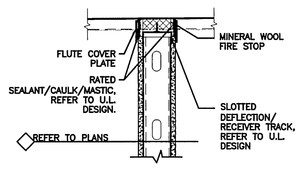

GYPSUM WALL :
(PERPENDICULAR TO DECK FLUTES)
U.L. DESIGN-HW-D-0027
(1 HOUR, REFER TO U.L. DESIGN FOR SPECIFIC REQUIREMENTS)

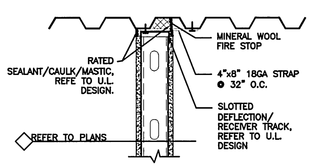

GYPSUM WALL :
(PARALLEL TO DECK FLUTES)
U.L. DESIGN-HW-D-0027
(1 HOUR, REFER TO U.L. DESIGN FOR SPECIFIC REQUIREMENTS)

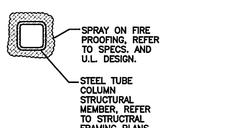

STRUCTURAL STEEL – CROSS BRACING:
UL RATED FIRE ASSEMBLY : # X771
(1 HOUR, REFER TO U.L. DESIGN FOR SPECIFIC REQUIREMENTS)

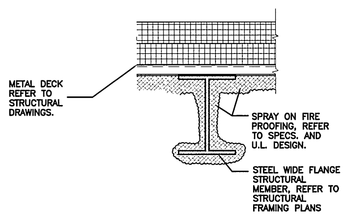

STRUCTURAL STEEL BEAM/METAL DECK:
UL RATED FIRE ASSEMBLY : # P732
(1 AND 2 HOURS, REFER TO U.L. DESIGN FOR SPECIFIC REQUIREMENTS)

FIRE RATING OF BUILDING COMPONENTS:

DESCRIPTION	HOURLY RATING REQUIRED
STEEL BEAMS (FLOORS 1–5)	1 HOUR
STEEL BEAMS, JOISTS, & ROOF DECK (ROOF STRUCTURES)	1 HOUR
STEEL CROSS–BRACING	1 HOUR
STEEL COLUMNS	1 HOUR
VERTICAL SHAFTS	2 HOUR

J1 | FIRE RATED CONSTRUCTION DETAILS
NTS | *

EXTERIOR WALL CONSTRUCTION LEGEND

W1 4" BRICK VENEER ON METAL STUDS — TYPICAL
- BRICK VENEER, REFER TO ELEVATIONS
- ADJUSTABLE BRICK VENEER ANCHORS (TYPE 1&2,REFER TO SPECS.)
- 2 1/8" AIR CAVITY
- 1" RIGID INSULATION
- BUILDING PAPER
- 5/8" FIRE RATED GLASS MAT GYPSUM SHEATHING
- 8" COLD FORM METAL FRAMING
- BATT INSULATION
- VAPOR RETARDER
- 5/8" GYPSUM WALL BOARD
- FINISH AS SCHEDULED

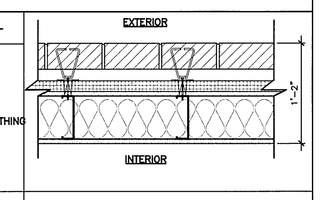

W2 4" BRICK VENEER ON METAL STUDS — TYPICAL
- BRICK VENEER, REFER TO ELEVATIONS
- ADJUSTABLE BRICK VENEER ANCHORS (TYPE 1&2,REFER TO SPECS.)
- 2 1/8"AIR CAVITY
- 1" RIGID INSULATION
- BUILDING PAPER
- 5/8" FIRE RATED GLASS MAT GYPSUM SHEATHING
- 8" COLD FORM METAL FRAMING
- BATT INSULATION
- VAPOR RETARDER
- 5/8" GYPSUM WALL BOARD
- FINISH AS SCHEDULED

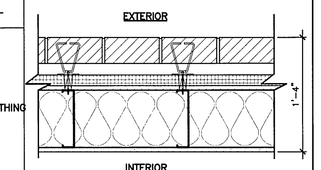

W3 4" BRICK VENEER ON METAL STUDS — TYPICAL
- BRICK VENEER, REFER TO ELEVATIONS
- ADJUSTABLE BRICK VENEER ANCHORS (TYPE 1&2,REFER TO SPECS.)
- 2 1/8" AIR CAVITY
- 1" RIGID INSULATION
- BUILDING PAPER
- 5/8" FIRE RATED GLASS MAT GYPSUM SHEATHING
- 10" COLD FORM METAL FRAMING
- BATT INSULATION
- VAPOR RETARDER
- 5/8" GYPSUM WALL BOARD
- FINISH AS SCHEDULED

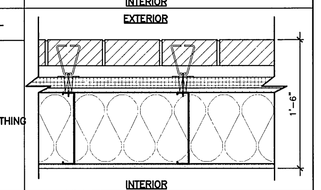

W4 4" BRICK VENEER ON METAL STUDS — TYPICAL
- BRICK VENEER, REFER TO ELEVATIONS
- ADJUSTABLE BRICK VENEER ANCHORS (TYPE 1&2,REFER TO SPECS.)
- 2 1/8" AIR CAVITY
- 1" RIGID INSULATION
- BUILDING PAPER
- 5/8" FIRE RATED GLASS MAT GYPSUM SHEATHING
- 12" COLD FORM METAL FRAMING
- BATT INSULATION
- VAPOR RETARDER
- 5/8" GYPSUM WALL BOARD
- FINISH AS SCHEDULED

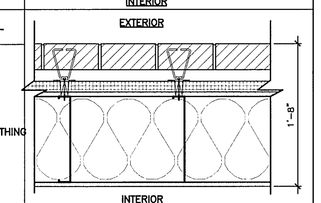

W5 4" BRICK VENEER ON CONCRETE STRUCTURE
- BRICK VENEER
- ADJUSTABLE DOVE TAIL BRICK TIES (TYPE 3)
- 2 1/8" AIR CAVITY
- 1" RIGID INSULATION
- CONCRETE STRUCTURE

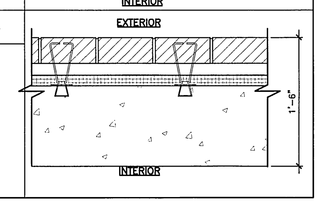

EXTERIOR WALL CONSTRUCTION LEGEND

W6 4" BRICK VENEER ON CONCRETE STRUCTURE
- BRICK VENEER, RE: STRUCT. (ALIGN BRICK W/ FRONT EDGE OF BRICK SHELF)
- ADJUSTABLE DOVE TAIL BRICK TIES (TYPE 3)
- SOLID GROUT IN 1 3/8" DEEP CAVITY
- CONCRETE STRUCTURE (RE: STRUCT.)
- SOLID GROUT IN 1 3/8" DEEP CAVITY.
- ADJUSTABLE DOVE TAIL BRICK TIES (TYPE 3)
- BRICK VENEER, RE: STRUCT. (ALIGN BRICK W/ FRONT EDGE OF BRICK SHELF)

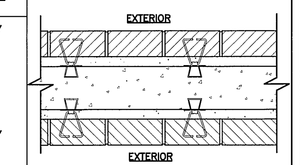

W7 8 "CMU WALL/ METAL STUDS– 2 HOUR
2 HOUR RATED, UL DESIGN: U905
–8"x8"x16" CMU W/ INTEGRAL WATERPROOFING, LAID IN FULL 3/8" MORTAR BED WITH VERTICAL JOINTS STAGGERED. SEAL TIGHT TO BOTTOM OF DECK.
–6" METAL STUDS EXTENDED TO BOTTOM OF STRUCTURE ABOVE, ACOUSTIC BATT INSULATION BETWEEN STUDS, VAPOR BARRIER, 5/8" TYPE X GYPSUM WALL BOARD.

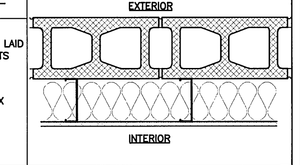

W8 4" BRICK VENEER ON METAL STUDS
–2 HR RATED–UL#419
- BRICK VENEER, REFER TO ELEVATIONS
- ADJUSTABLE BRICK VENEER ANCHORS (TYPE 1&2,REFER TO SPECS.)
- 2 7/8" AIR CAVITY
- 1" RIGID INSULATION
- BUILDING PAPER
- 2 LAYERS 5/8" FIRE RATED GLASS MAT GYPSUM SHEATHING
- 10" COLD FORM METAL FRAMING
- BATT INSULATION
- VAPOR RETARDER
- 2 LAYERS 5/8" GYPSUM WALL BOARD
- FINISH AS SCHEDULED

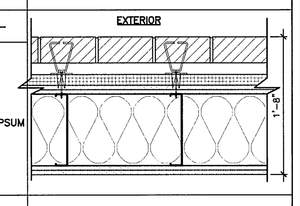

J6 | EXTERIOR PARTITION LEGEND
NTS | *

ROOF CONSTRUCTION LEGEND

R1 E.P.D.M. LOW SLOPE ROOF SYSTEM
- E.P.D.M. ROOF MEMBRANE (FULLY ADHERED)
- TAPERED INSULATION, SLOPE MIN. 1/4" PER FOOT (WHERE SHOWN REFER TO DRAWINGS) (MINIMUM 2" THICKNESS)
- ROOF STRUCTURE (REFER TO STRUCTURAL DRAWINGS)
- SPRAYED FIRE PROOFING, REFER TO J1/GI002.

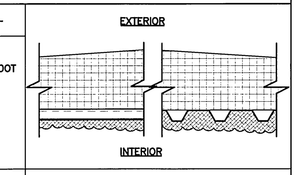

J13 | ROOF TYPE LEGEND
NTS | *

NOTES:

1. NOT EVERY SITUATION SHOWN ON MOUNTING HEIGHTS MAY OCCUR IN THIS PROJECT. USE DETAILS WHERE DESCRIBED ON PLANS AND WHERE OTHERWISE APPLICABLE.
2. EXTERIOR WALL TYPES ARE DESCRIBED FROM THE EXTERIOR FACE OF THE ASSEMBLY TO THE INTERIOR.
3. CHASE WALL TYPES ARE DESCRIBED FROM THE ROOM SIDE TOWARD THE CHASE.

PARTITION LEGEND

4A PARTITION:
3–5/8" METAL STUDS W/ GYPSUM WALL BOARD BOTH SIDES EXTENDED TO 6" ABOVE HIGHEST ADJACENT CEILING. BRACE TOP OF WALL TO STRUCTURE ABOVE. REFER TO FINISH SCHEDULE FOR APPLIED FINISHES SUCH AS TILE. PROVIDE SPECIFIED TILE SUBSTRATE IN PLACE OF GYPSUM BOARD WHERE TILE IS SCHEDULED, TYP.

4B PARTITION / 1 HOUR FIRE RATED WALL – UL# U465:
3 5/8" METAL STUDS EXTENDED TO BOTTOM OF STRUCTURE ABOVE, ACOUSTIC BATT INSULATION BETWEEN STUDS, 5/8" TYPE X GYPSUM WALL BOARD FULL HEIGHT ON BOTH SIDES. PROVIDE FIRE CAULK AT ALL PERIMETERS. FIRE STOP ALL PENETRATIONS. CONSTRUCT WALL TO COMPLY WITH THE REQUIREMENTS OF UL DESIGN #U465. REFER TO FINISH SCHEDULE FOR APPLIED FINISHES SUCH AS TILE. PROVIDE SPECIFIED TILE SUBSTRATE IN PLACE OF GYPSUM BOARD WHERE TILE IS SCHEDULED, TYP.

4C PARTITION / 2 HOUR FIRE RATED WALL – UL#U419:
3 5/8" METAL STUDS EXTENDED TO BOTTOM OF STRUCTURE ABOVE, ACOUSTIC BATT INSULATION BETWEEN STUDS, TWO LAYERS 5/8" TYPE X GYPSUM WALL BOARD FULL HEIGHT ON BOTH SIDES. PROVIDE FIRE CAULK AT ALL PERIMETERS. FIRE STOP ALL PENETRATIONS. CONSTRUCT WALL TO COMPLY WITH THE REQUIREMENTS OF UL DESIGN #U419. REFER TO FINISH SCHEDULE FOR APPLIED FINISHES SUCH AS TILE. PROVIDE SPECIFIED TILE SUBSTRATE IN PLACE OF GYPSUM BOARD WHERE TILE IS SCHEDULED, TYP.

4D ACOUSTIC BARRIER / 1 HOUR RATED WALL – UL#U465:
3 5/8" METAL STUDS EXTENDED TO STRUCTURE ABOVE, ACOUSTIC BATT INSULATION BETWEEN STUDS. TWO LAYERS 5/8" TYPE 'X' GYPSUM WALL BOARD WITH OUTER LAYER TO 6" ABOVE CEILING AND INNER LAYER EXTENDED FULL HEIGHT TO STRUCTURE ABOVE ON TAGGED SIDE. ONE LAYER 5/8" TYPE "X" GYPSUM WALL BOARD EXTENDED TO STRUCTURE ABOVE ON NON–TAGGED SIDE. FIRE CAULK ALL PERIMETERS AND FIRE STOP ALL PENETRATIONS. CONSTRUCT WALL TO COMPLY WITH THE REQUIREMENTS OF UL DESIGN #U465. REFER TO FINISH SCHEDULE FOR APPLIED FINISHES SUCH AS TILE. PROVIDE SPECIFIED WALL FINISH SUBSTRATE IN PLACE OF GYPSUM BOARD WHERE TILE IS SCHEDULED, TYP.

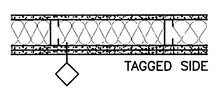

4E CHASE WALL/ ACOUSTIC BARRIER:
5/8" GYPSUM WALL BOARD TO 6" ABOVE CEILING, METAL STUDS SIZED FOR THE VERTICAL SPAN, ACOUSTIC BATT INSULATION TO 6" ABOVE THE HIGHEST ADJACENT CEILING, 2 PIECES 24" H. GYPSUM PANEL BRACING, A SECOND ROW OF FULL HEIGHT METAL STUDS SIZED FOR THE VERTICAL SPAN, 5/8" GYPSUM WALL BOARD FULL HEIGHT TO STRUCTURE ABOVE. PROVIDE ACOUSTIC CAULK ALL EDGES AND ALL PENETRATIONS. REFER TO PLANS FOR WALL THICKNESS. REFER TO FINISH SCHEDULE FOR APPLIED FINISHES SUCH AS TILE. PROVIDE SPECIFIED WALL FINISH SUBSTRATE IN PLACE OF GYPSUM BOARD WHERE TILE IS SCHEDULED, TYP.

PARTITION LEGEND

4F FURRING:
1 5/8" METAL STUD FURRING TO 6" ABOVE CEILING WITH 5/8" GYPSUM WALL BOARD. REFER TO FINISH SCHEDULE FOR APPLIED FINISHES SUCH AS TILE. PROVIDE SPECIFIED WALL FINISH SUBSTRATE IN PLACE OF GYPSUM BOARD WHERE TILE IS SCHEDULED, TYP.

4G CHASE WALL/ 1 HOUR FIRE WALL – UL#420:
5/8" TYPE 'X' GYPSUM BOARD FULL HEIGHT, (MIN.) 1 5/8" METAL STUDS EXTENDED TO THE BOTTOM OF THE STRUCTURE ABOVE, 2 PIECES 24"H. GYPSUM PANEL BRACING, A SECOND ROW OF (MIN.) 1 5/8" METAL STUDS EXTENDED TO BOTTOM OF STRUCTURE ABOVE, 5/8" TYPE 'X' GYPSUM WALL BOARD FULL HEIGHT. FIRE CAULK ALL EDGES AND FIRE STOP ALL PENETRATIONS. REFER TO PLANS FOR WALL THICKNESS. CONSTRUCT WALL TO COMPLY WITH NO LESS THAN THE REQUIREMENTS OF UL DESIGN #U420. REFER TO FINISH SCHEDULE FOR APPLIED FINISHES SUCH AS TILE. PROVIDE SPECIFIED WALL FINISH SUBSTRATE IN PLACE OF GYPSUM BOARD WHERE TILE IS SCHEDULE, TYP.

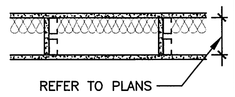

4H CHASE WALL/ 2 HOUR FIRE WALL– UL#420:
TWO LAYERS 5/8" TYPE 'X' GYPSUM WALL BOARD FULL HEIGHT, 1 5/8" METAL STUDS EXTENDED TO THE BOTTOM OF THE STRUCTURE ABOVE, 2 PIECES 24" H. GYPSUM PANEL BRACING, A SECOND ROW OF 1 5/8" METAL STUDS EXTENDED TO THE BOTTOM OF THE STRUCTURE ABOVE, TWO LAYERS 5/8" TYPE 'X' GYPSUM WALL BOARD FULL HEIGHT. FIRE CAULK ALL EDGES AND FIRE STOP ALL PENETRATIONS. REFER TO PLANS FOR WALL THICKNESS. CONSTRUCT WALL TO COMPLY WITH THE REQUIREMENTS OF UL DESIGN #U420. REFER TO FINISH SCHEDULE FOR APPLIED FINISHES SUCH AS TILE. PROVIDE SPECIFIED WALL FINISH SUBSTRATE IN PLACE OF GYPSUM BOARD WHERE TILE IS SCHEDULED, TYP.

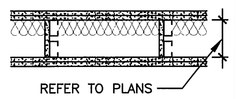

4J FURRING:
3 5/8" METAL STUD FURRING TO 6" ABOVE CEILING, ACOUSTIC BATT INSULATION, WIRE RETAINERS BETWEEN STUDS, 5/8" GYPSUM WALL BOARD. BRACE TO ADJACENT WALL AT 48" O.C. MAX, REFER TO FINISH SCHEDULE FOR APPLIED FINISHES SUCH AS TILE. PROVIDE SPECIFIED WALL FINISH SUBSTRATE IN PLACE OF GYPSUM BOARD WHERE TILE IS SCHEDULED, TYP.

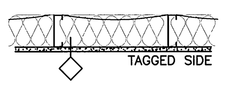

4K PARTITION / 2 HOUR FIRE RATED WALL – UL#U419:
6" METAL STUDS EXTENDED TO BOTTOM OF STRUCTURE ABOVE, ACOUSTIC BATT INSULATION BETWEEN STUDS, TWO LAYERS 5/8" TYPE X GYPSUM WALL BOARD FULL HEIGHT ON BOTH SIDES. PROVIDE FIRE CAULK AT ALL PERIMETERS. FIRE STOP ALL PENETRATIONS. CONSTRUCT WALL TO COMPLY WITH THE REQUIREMENTS OF UL DESIGN #U419. REFER TO FINISH SCHEDULE FOR APPLIED FINISHES SUCH AS TILE. PROVIDE SPECIFIED TILE SUBSTRATE IN PLACE OF GYPSUM BOARD WHERE TILE IS SCHEDULED, TYP.

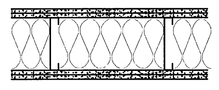

PARTITION LEGEND

4L SIMILAR TO 4H. PROVIDE 3–5/8" STUDS INSTEAD

4M SIMILAR TO 4C. PROVIDE 2–1/2" STUDS INSTEAD

4N SIMILAR TO 4A. PROVIDE ACOUSTIC BATT INSULATION AND EXTEND GWB BOTH SIDES TO DECK/STRUCTURE.

4P SIMILAR TO 4J. EXTEND BOTH SIDES GWB TO DECK/STRUCTURE.

X MR A SUBSCRIPT 'MR' INDICATES GWB TO BE MOISTURE RESISTANT ON TAGGED SIDE ONLY UNLESS NOTED OTHERWISE.

X 42 A SUBSCRIPT NUMERAL INDICATES WALL WITH HEIGHT ABOVE THE FINISH FLOOR IN INCHES EQUAL TO THE SUBSCRIPT.

PARTITION LEGEND

6A SHAFT WALL–2 HOUR RATED, BASED ON UL #U415:
2 1/2" 24 MSG (MIN) 'J' SHAPED FLOOR AND CEILING RUNNERS ATTACHED TO STRUCTURAL SUPPORTS 2" (MAX) FROM EDGE AND 24" (MAX) O.C. 25 MSG (MIN) 2 1/2" 'C–H' SHAPED STUDS SPACED 24" O.C. (MAX). 1" GWB LINER PANELS INSERTED INTO 'H' SECTION OF 'C–H' STUDS, ATTACH TO LONG LEG OF 'J' SHAPE WITH 1–5/8" TYPE S SELF DRILLING, SELF TAPPING SCREWS 12" O.C. (MAX), ACOUSTIC BATT INSULATION. FASTEN (2) LAYERS 5/8" TYPE X GWB TO OUTER FACE OF 'C' PORTION OF 'C–H' STUDS. INNER LAYER IS FASTENED WITH 1" TYPE S SELF TAPPING SCREWS AT 16" O.C. ALONG EDGES & 24" O.C. INFIELD. OUTER LAYER IS FASTENED WITH 1–5/8" TYPE S SELF TAPPING SCREWS AT 8" O.C. ALONG EDGES & 12" O.C. INSTALL BOARD WITH VERTICAL JOINTS STAGGERED. APPLY 2" PAPER JOINTS AND FINISH W/2 COATS OF JOINT COMPOUND. FIRE CAULK ALL PENETRATIONS. CONSTRUCT WALL TO COMPLY WITH THE REQUIREMENTS OF UL DESIGN #U415. REFER TO FINISH SCHEDULE FOR APPLIED FINISHES SUCH AS TILE. PROVIDE SPECIFIED TILE SUBSTRATE IN PLACE OF GYPSUM WALL BOARD WHERE TILE IS SCHEDULE, TYP.

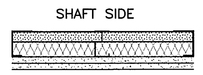

6B SHAFT WALL–2 HOUR RATED, BASED ON UL #U415:
5/8" TYPE X GYPSUM BOARD, 2 1/2" 24 MSG (MIN) 'J' SHAPED FLOOR AND CEILING RUNNERS ATTACHED TO STRUCTURAL SUPPORTS 2" (MAX) FROM EDGE AND 24" (MAX) O.C. 25 MSG (MIN) 2 1/2" 'C–H' SHAPED STUDS SPACED 24" O.C. (MAX). 1" GWB LINER PANELS INSERTED INTO 'H' SECTION OF 'C–H' STUDS, ATTACH TO LONG LEG OF 'J' SHAPE WITH 1–5/8" TYPE S SELF DRILLING, SELF TAPPING SCREWS 12" O.C. (MAX), ACOUSTIC BATT INSULATION. FASTEN (2) LAYERS 5/8" TYPE X GWB TO OUTER FACE OF 'C' PORTION OF 'C–H' STUDS. INNER LAYER IS FASTENED WITH 1" TYPE S SELF TAPPING SCREWS AT 16" O.C. ALONG EDGES & 24" O.C. INFIELD. OUTER LAYER IS FASTENED WITH 1–5/8" TYPE S SELF TAPPING SCREWS AT 8" O.C. ALONG EDGES & 12" O.C. INSTALL BOARD WITH VERTICAL JOINTS STAGGERED. APPLY 2" PAPER JOINTS AND FINISH W/2 COATS OF JOINT COMPOUND. FIRE CAULK ALL PENETRATIONS. CONSTRUCT WALL TO COMPLY WITH THE REQUIREMENTS OF UL DESIGN #U415. REFER TO FINISH SCHEDULE FOR APPLIED FINISHES SUCH AS TILE. PROVIDE SPECIFIED TILE SUBSTRATE IN PLACE OF GYPSUM WALL BOARD WHERE TILE IS SCHEDULE, TYP.

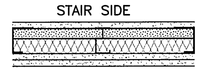

6A 2 HOUR RATED, UL DESIGN: U905
8"x8"x16" CMU LAID IN FULL 3/8" MORTAR BED WITH VERTICAL JOINTS STAGGERED. SEAL TIGHT TO BOTTOM OF DECK.

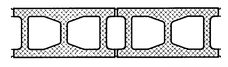

6B 8"x8"x16" CMU LAID IN FULL 3/8" MORTAR BED WITH VERTICAL JOINTS STAGGERED. SEAL TIGHT TO BOTTOM OF DECK.

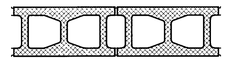

6C 2 HOUR RATED, UL DESIGN: U905
–8"x8"x16" CMU LAID IN FULL 3/8" MORTAR BED WITH VERTICAL JOINTS STAGGERED. SEAL TIGHT TO BOTTOM OF DECK.
–3/4" METAL CHANNEL @ 24" OC HORIZONTALLY.
–5/8" TYPE X GYPSUM BOARD.

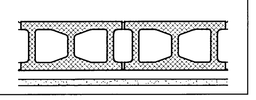

A1 | INTERIOR PARTITION LEGEND
NTS | *

REV.	DESCRIPTION	DATE
0	ISSUED FOR CONSTRUCTION	12–15–03

ISSUED FOR CONSTRUCTION
12-15-03

CURRENT ISSUE STATUS:

LICENSED ARCHITECT — JUDY L. SHANON — No. 2080 — STATE OF MAINE

SMRT
ARCHITECTURE ENGINEERING PLANNING
SMRT
144 Fore Street/P.O. Box 618
Portland, Maine 04104
tel. (207) 772-3846
fax. (207) 772-1070

PROJECT: FORE STREET OFFICE BUILDING, PORTLAND, MAINE

SHEET TITLE: INTERIOR PARTITION AND EXTERIOR WALL LEGEND

SCALE:	NTS	DATE:	12–15–03
PROJECT MANAGER:	JLJ	GRAPHIC SCALE:	0" 1"
JOB CAP/DRAWN:	RJL		
A/E OF RECORD:	JLJ	SHEET No.	GI002
SMRT CAD FILE:	GI002–03087		
PROJECT No.	03087		

© COPYRIGHT 2002 SMRT INC.