


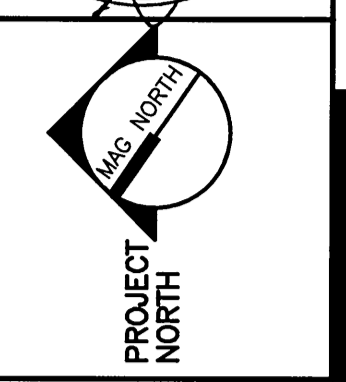
**ROOF PLAN NOTES:**

1. REFER TO MECHANICAL DRAWINGS FOR ROOF TOP MOUNTED MECHANICAL EQUIPMENT.
2. SEE SHEET AEO1 FOR TYPICAL ROOF DETAILS.
3. PROVIDE PRESSURE TREATED WOOD BLOCKING AT ALL ROOF PENETRATIONS AS REQUIRED TO SUPPORT WEIGHT OF EQUIPMENT. DO NOT BEAR WEIGHT OF ROOF MOUNTED ITEM ON INSULATION.
4.  INDICATES TRAFFIC PADS.
5. FOR DETAIL OF "RD" PENETRATIONS RE: NS/AES01
6. FOR DETAIL OF PIPE VENT PENETRATIONS RE: AEO1
7. ROOF INSULATION IS TAPERED, 1/4" PER FOOT MIN. AT ALL LOCATIONS. THICKNESS VARIES—MINIMUM 2".

REV.	ISSUED FOR CONSTRUCTION	DESCRIPTION	DATE
0			12-15-03

**ISSUED FOR CONSTRUCTION**  
12-15-03

CURRENT ISSUE STATUS:

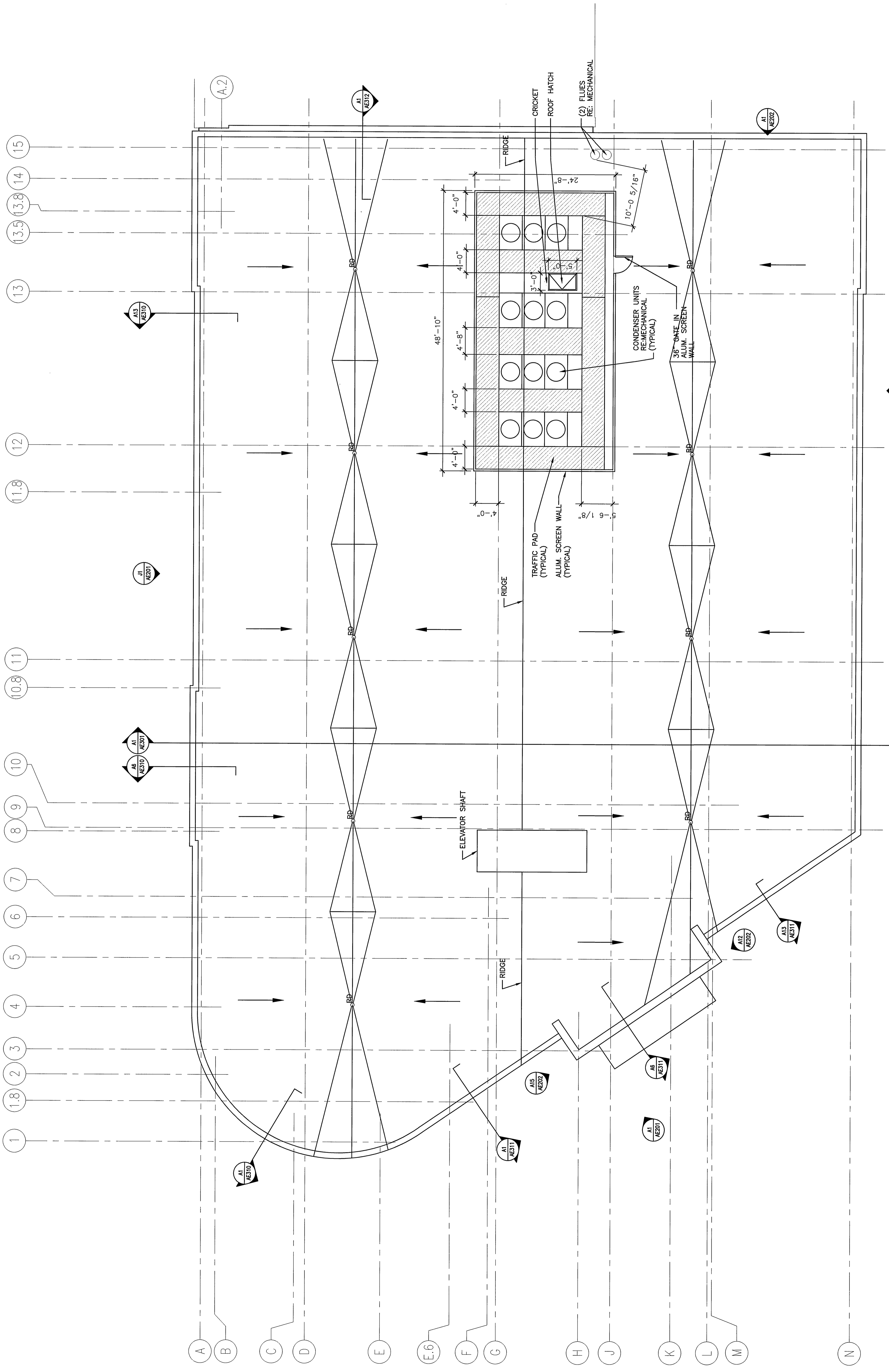


144 Fore Street/P.O. Box 618  
Portland, Maine 04104  
tel. (207) 772-3846  
fax. (207) 772-1070

**FORE STREET  
OFFICE BUILDING**  
PORTLAND, MAINE

PROJECT:  
**ROOF PLAN**

SHEET TITLE:	ROOF PLAN
SCALE:	1/8"=1'-0"
DATE:	12-15-03
PROJECT MANAGER:	J.J.L.
GRAPHIC SCALE:	0'
JOB CAP/DRAWN:	R.L.
A/E OF RECORD:	J.J.L.
SHEET No.	AE106
SMART CAD FILE:	AE106-03087
PROJECT No.	03087



**A1 ROOF PLAN**

1/8"=1'-0"