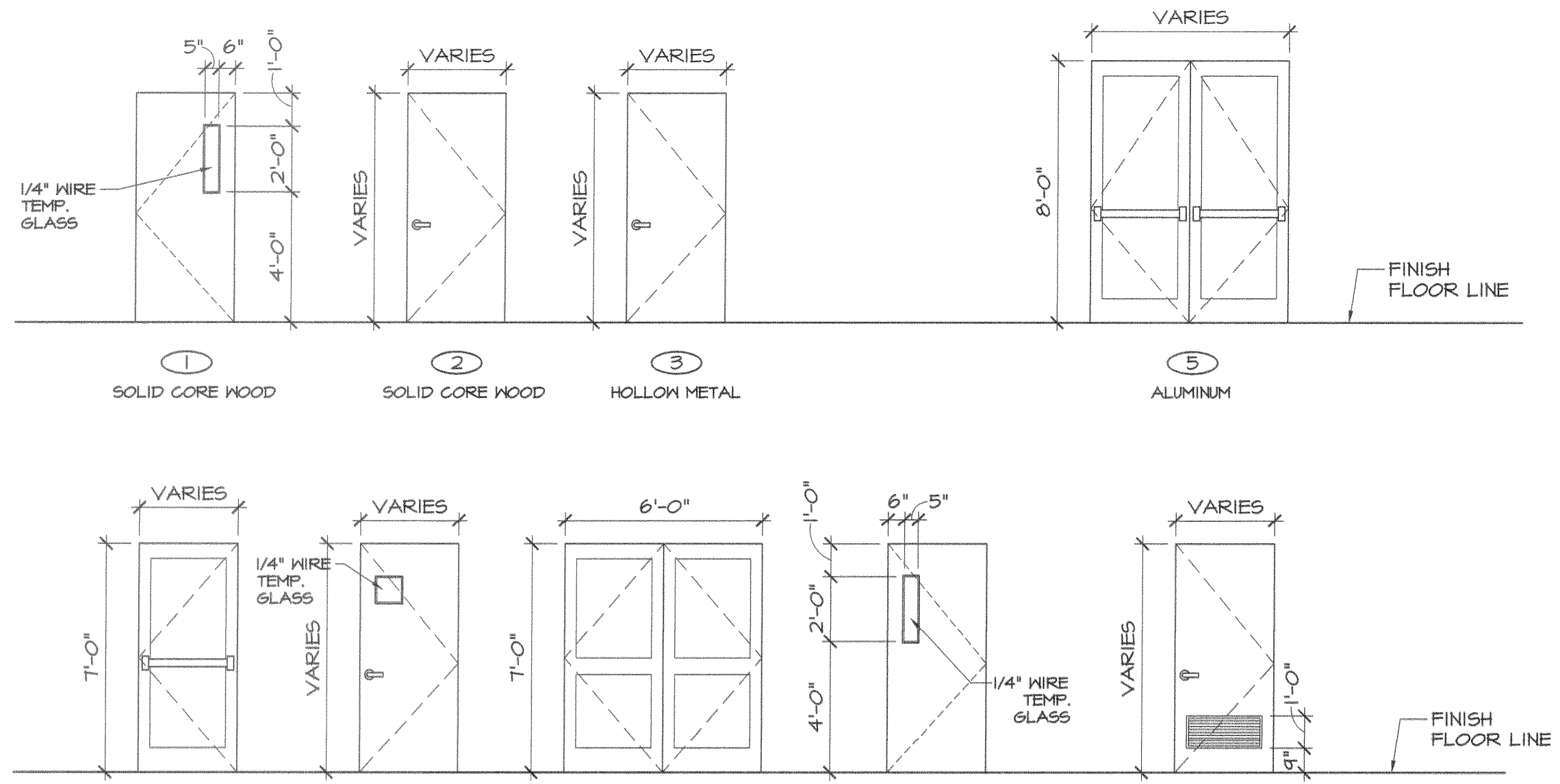
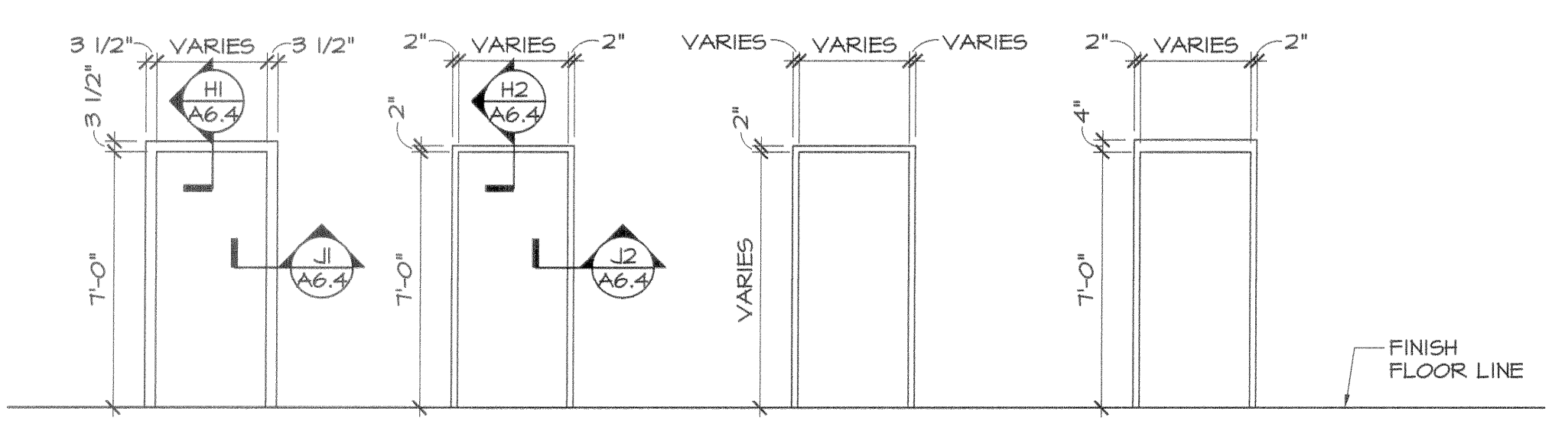


DOOR SCHEDULE
ROOM NAME, DOOR NO., DOOR (TYPE, SIZE, MATERIAL, FINISH), FRAME (TYPE, MATERIAL, FINISH), DETAIL (HEAD, JAMB, SILL), FIRE RATING (MIN.), REMARKS
LOWER LEVEL DOOR SCHEDULE REF. SHEET A1.0
ELEVATOR MACHINE RM 001 2 3'-0" X 7'-0" X 1 3/4" SOLID WOOD STAIN A HOLLOW METAL PAINT/STAIN 4 4 1 90 MIN. APPLIED WOOD CASING, CLOSER
...
FIRST FLOOR DOOR SCHEDULE REF. SHEET A1.1
ENTRY VESTIBULE 101A 5 (2) 3'-0" X 8'-0" X 1 3/4" ALUMINUM/GLASS PRE-FINISHED A6.5/B2 ALUMINUM PRE-FINISHED -- PANIC HARDWARE, CLOSER, WEATHER STRIPPING
...
SECOND & THIRD FLOOR DOOR SCHEDULE REF. SHEET A1.2 & A1.3
SOUTH STAIR x03 1 3'-0" X 7'-0" X 1 3/4" SOLID WOOD STAIN A HOLLOW METAL PAINT/STAIN 1 1 1 90 MIN. PANIC HARDWARE, WIRE GLASS, APPLIED WOOD CASING, CLOSER
...
FOURTH FLOOR DOOR SCHEDULE REF. SHEET A1.4
SOUTH STAIR 403 1 3'-0" X 7'-0" X 1 3/4" SOLID WOOD STAIN A HOLLOW METAL PAINT/STAIN 1 1 1 90 MIN. PANIC HARDWARE, WIRE GLASS, APPLIED WOOD CASING, CLOSER
...
FIFTH FLOOR DOOR SCHEDULE REF. SHEET A1.5
SOUTH STAIR 503 1 3'-0" X 7'-0" X 1 3/4" SOLID WOOD STAIN A HOLLOW METAL PAINT/STAIN 1 1 1 90 MIN. PANIC HARDWARE, WIRE GLASS, APPLIED WOOD CASING, CLOSER



DOOR ELEVATIONS

SCALE: 1/4" = 1'-0"




FRAME ELEVATIONS

SCALE: 1/4" = 1'-0"

- GENERAL DOOR NOTES:
1. DOOR HARDWARE TO BE CENTERED ON RAIL OF PANEL DOORS.
2. REFER TO SPECIFICATION FOR DOOR AND HARDWARE INFORMATION.
3. ALL DOOR GLAZING TO BE SAFETY GLAZING.
4. REFER TO FINISH SCHEDULE FOR DOOR & FRAME FINISHES.
5. ALUMINUM STOREFRONT DOORS & FRAMES TO BE CLEAR ANODIZED ALUMINUM
6. TOPS & BOTTOMS OF ALL HOLLOW METAL DOORS EXPOSED TO WEATHER SHALL BE PAINTED.
7. HINGE-MOUNTED DOOR STOPS ARE NOT ALLOWED.
8. MAGNETIC HOLD OPEN TO BE TIED TO FIRE ALARM SYSTEM.

PRO CON INCORPORATED
Design and Construction Management
ARCHITECTURE
45 State Street, 18th Floor, Portsmouth, NH 03103
P.O. Box 4830, Manchester, NH 03108
603.622.8811 Fax 603.622.7250



ISSUE 05/26/06 ISSUED FOR PRICING
07/11/06 ISSUED FOR PERMIT

CUSTOM HOUSE SQUARE
300 FORD STREET
PORTLAND, MAINE
DOOR SCHEDULE

PROJECT ARCHITECT: MW
DRAWN BY: BR, SO
PROJECT #: 300506

A6.2