

## GENERAL NOTES

1. DRAWING NOTES:  
CONTRACTOR TO FURNISH AND INSTALL ALL NOTED LABOR AND MATERIALS UNLESS OTHERWISE NOTED

2. CODE COMPLIANCE:  
ALL WORK SHALL CONFORM TO THE LATEST EDITION OF STATE, LOCAL AND OTHER CODES WHICH APPLY TO THIS PROJECT OR HAVE JURISDICTION

3. COORDINATION:  
IT IS THE RESPONSIBILITY OF THE CONTRACTOR TO COORDINATE ALL DISCIPLINES AND TRADES SO THAT ALL BUILDING SYSTEMS AND COMPONENTS CAN BE ASSEMBLED WITHOUT CONFLICT. IN THE EVENT THAT THE CONSTRUCTION DOCUMENTS DEFINE CONDITIONS WHICH PROHIBIT, OR MAY PROHIBIT SUCH ASSEMBLY, THE CONTRACTOR SHALL BRING TO THE ARCHITECT'S ATTENTION, IN WRITING AND IN A TIMELY FASHION, SUCH CONDITION. THE CONTRACTOR SHALL NOT PROCEED WITH RELATED WORK WITHOUT A WRITTEN RESOLUTION/CLARIFICATION FROM THE ARCHITECT. THE CONTRACT AND HIS/HER SUBCONTRACTORS SHALL BE RESPONSIBLE FOR PROVIDING MATERIALS AND SYSTEMS SHOWN IN THE CONSTRUCTION DOCUMENTS REGARDLESS OF WHERE THE INFORMATION IS LOCATED. WHERE COMPONENTS OF A SYSTEM ARE INDICATED, THE CONTRACTOR SHALL BE RESPONSIBLE FOR PROVIDING ALL LABOR AND MATERIALS NECESSARY TO COMPLETE THE SYSTEM.

4. DISCREPANCIES & CLARIFICATIONS:  
THIS PROJECT INVOLVES THE FIT-UP OF AN EXISTING BUILDING. EXISTING DIMENSIONS SHOWN ON THE DRAWINGS ARE BELIEVED TO BE ACCURATE, BUT CANNOT BE GUARANTEED. MEASURE AND VERIFY DIMENSIONS IN FIELD PRIOR TO FABRICATION AND CONSTRUCTION. IT IS THE RESPONSIBILITY OF THE CONTRACTOR TO BRING THE ARCHITECT'S ATTENTION, IN WRITING, ANY DISCREPANCIES OR AMBIGUITIES IN THE DRAWINGS AND OR SPECIFICATIONS. THE CONTRACTOR SHALL NOT PROCEED WITH RELATED WORK WITHOUT A WRITTEN RESOLUTION OR CLARIFICATION FROM THE ARCHITECT.

5. LAYOUT:  
UNLESS INDICATED OTHERWISE, CENTER WALL FRAMING AND PARTITION FRAMING ON COLUMN LINES AND FLOOR PLAN DIMENSIONS ARE TO CENTER OF FRAMING, FACE OF CONCRETE, FACE OF CMU OR FROM COLUMN CENTERLINES. UNLESS INDICATED OTHERWISE, DOORS AND WINDOWS ARE DIMENSIONED TO CENTERLINES UNLESS INDICATED OTHERWISE.

6. CENTERING:  
UNLESS INDICATED OTHERWISE, CENTER BUILDING ELEMENTS WITHIN OR BETWEEN OTHER BUILDING ELEMENTS WHEN CONDITIONS ON THE DRAWINGS INDICATE OR IMPLY THAT SUCH IS THE INTENT, WHETHER OR NOT DIMENSIONS ARE INCLUDED.

7. SYMMETRY:  
WHERE CONDITIONS OR THE DRAWINGS INDICATE OR IMPLY THAT SYMMETRY IS INTENDED, INFORMATION PROVIDED AT ONE SIDE APPLIES EQUALLY TO BOTH SIDES. UNLESS CONDITIONS CLEARLY PRECLUDE SUCH APPLICATION.

8. ACCESSIBILITY:  
ALL HANDICAPPED ACCESSIBLE BATHROOMS, GRAB BARS AND DOOR OPENINGS SHALL MEET THE REQUIREMENTS OF TITLE 94-94B, CHAPTER 5 OF THE MAINE HUMAN RIGHTS COMMISSION TITLE LATEST EDITION. THE DEPARTMENT OF JUSTICE ADA STANDARDS FOR ACCESSIBLE DESIGN.

9. DRAWING SCALES:  
WORK FROM THE GIVEN DIMENSIONS ONLY. SCALE IS INDICATED ON THE DRAWINGS FOR CONVENIENCE ONLY. IT IS NOT INTENDED THAT INFORMATION BE DETERMINED BY SCALING THE DRAWINGS SINCE SOME ITEMS MAY NOT BE TO SCALE.

10. WATER-RESISTANT GWB:  
INSTALL WATER-RESISTANT GYPSUM WALL BOARD IN ALL REST ROOMS, TOILET ROOMS OR AT ANY WALL WITH PLUMBING FIXTURES.

10A. HIGH IMPACT GWB:  
INSTALL HIGH IMPACT GYPSUM WALL BOARD IN ALL STAIRWELLS.

11. INTERIOR ELEVATIONS:  
INTERIOR ELEVATIONS MAY BE REVERSED FROM AND OR SIMILAR TO ACTUAL CONDITIONS. SEE FLOOR PLANS FOR WINDOW AND DOOR QUANTITIES AND LOCATIONS, FOR CASEWORK LAYOUTS, AND FOR MONITOR LOCATIONS.

12. BUILDING INSULATION:  
PROVIDE AS INDICATED IN WALL SECTIONS AND IN ACCORDANCE WITH PARTITION TYPES, WHETHER OR NOT SHOWN IN DETAILS AND OTHER DRAWINGS FOR CLARITY. INSULATION MAY NOT BE SHOWN IN SOME CASES, EVEN IF IT IS TO BE PROVIDED.

13. BLOCKING:  
INSTALL BLOCKING BEHIND ALL SURFACE-APPLIED FIXTURES, TRIM, CASEWORK, SHELVES, BRACKETS, TOILET ACCESSORIES, CHAIR RAILS, PICTURE RAILS, GRAB BARS, BASE MOLDINGS AND AS OTHERWISE REQUIRED. WHEN SUCH ITEMS ARE APPLIED ON SLID WALLS.

14. PENETRATIONS AT STRUCTURAL MEMBERS:  
BEFORE PENETRATING JOISTS, BEAMS OR OTHER STRUCTURAL MEMBERS, CONSULT WITH THE ARCHITECT.

15. DAMAGED WORK:  
BUILDING OR SITE COMPONENTS WHICH ARE AFFECTED BY NEW WORK, DEMOLITION, OR WHICH MAY BE DAMAGED BY THE GENERAL CONTRACTOR OR ANY SUB-CONTRACTOR SHALL BE REPLACED OR RESTORED TO ORIGINAL CONDITION AND COLOR TO MEET THE APPROVAL OF THE ARCHITECT.

16. UTILITIES:  
VERIFY THE SITE AND LOCATION OF ALL UNDERGROUND UTILITIES AND REPORT ANY DISCREPANCIES TO THE ARCHITECT IN WRITING. DO NOT PROCEED WITH WORK UNTIL THE DISCREPANCY HAS BEEN RESOLVED TO THE SATISFACTION OF THE ARCHITECT.

17. RATED CONSTRUCTION:  
PROVIDE RATED CONSTRUCTION AS REQUIRED BY CODE, AS SPECIFIED, AND AS INDICATED ON DRAWINGS. IT IS THE RESPONSIBILITY OF THE CONTRACTOR TO PROVIDE AND INSTALL ALL COMPONENTS REQUIRED TO CREATE SUCH RATED CONSTRUCTION, REGARDLESS OF WHETHER OR NOT SUCH COMPONENTS ARE INDICATED. PROVIDE CONTINUITY OF SUCH RATED CONSTRUCTION AROUND AND BETWEEN SPACES, INCLUDING AT CHASES AND AT FLOORS, TO MAINTAIN COMPLETE SEPARATIONS, EVEN IF NOT SPECIFICALLY INDICATED.

18. SHOP DRAWINGS:  
SUBMIT SHOP DRAWINGS TO THE ARCHITECT FOR REVIEW PRIOR TO FABRICATIONS SUBMITTALS REQUIRED INCLUDE, BUT ARE NOT LIMITED TO: SHOP DRAWINGS FOR ALL PREFABRICATED CONCRETE, STEEL, MILLWORK, SIGNAGE, SAMPLES OF ALL PROPOSED PAINTS, METALS, WALL COVERINGS, LAMINATES, SOLID SURFACE MATERIALS, CERAMIC TILE AND HARDWARE. SUBMIT MANUFACTURERS DATA FOR ALL LIGHTING SYSTEMS AND HARDWARE.

19. PERMITS:  
THE GENERAL CONTRACTOR SHALL OBTAIN AND PAY FOR ANY BUILDING PERMITS REQUIRED AND CARRY ANY INSURANCE COVERAGES REQUIRED.

20. INTERIOR FINISHES:  
ALL INTERIOR FINISHES AND FURNISHINGS ARE TO BE CLASS A FIRE-RATED AND ARE TO COMPLY WITH SECTION 920 O BOCA INTERIOR FLAME SPREAD.

21. ELECTRICAL DESIGN:  
REFER TO ELECTRICAL DRAWINGS AND SPECIFICATIONS.

22. WASTE REMOVAL:  
THE GENERAL CONTRACTOR SHALL DISPOSE OF ALL WASTE AND DEBRIS OFF THE PREMISES.

23. LANDLORD COORDINATION:  
THE GENERAL CONTRACTOR MUST COORDINATE WITH THE BUILDING OWNER ALL ACTIVITIES INCLUDING BUT NOT LIMITED TO WORK WHICH WILL GENERATE EXCESSIVE NOISE AND MODIFICATIONS TO UTILITIES. WORK MUST NOT INTERFERE WITH EXISTING SMOKE DETECTORS, ALARMS OR BUILDING SYSTEM MANAGEMENT.

24. TEMPORARY FACILITIES:  
PROVIDE ALL TEMPORARY FACILITIES AND SERVICES, CONSTRUCTION AND SUPPORT FACILITIES, AND SECURITY AND PROTECTION AS NEEDED TO PROTECT NEW AND EXISTING CONSTRUCTION FOR THE DURATION OF A COMPLETE INSTALLATION.

25. FINAL CLEANING:  
EMPLOY EXPERIENCED WORKERS FOR FINAL CLEANING. CLEAN EACH SURFACE TO THE CONDITION EXPECTED IN A COMMERCIAL BUILDING CLEANING PROGRAM.

26. MANUFACTURERS INSTRUCTIONS:  
ALL MATERIALS AND EQUIPMENT SHALL BE INSTALLED ACCORDING TO MANUFACTURER'S SPECIFICATIONS.

27. GUARANTEE:  
GUARANTEE ALL MATERIALS AND WORKMANSHIP SHALL BE GUARANTEED FOR A PERIOD OF ONE YEAR FROM THE DATE OF FINAL ACCEPTANCE UNLESS OTHERWISE SPECIFIED FOR A LONGER PERIOD OF TIME ON A CERTAIN ITEM.

28. ASBESTOS:  
ALL MATERIAL USED FOR THE CONSTRUCTION OF THIS PROJECT, WHETHER BUILDING MATERIALS OR APPURTENANCES, SHALL BE NON-ASBESTOS CONTAINING MATERIAL.

29. HAZARDOUS FUMES:  
THE GENERAL CONTRACTOR SHALL CONFIRM THAT ALL MATERIAL AND FINISHES SPECIFIED AND THEIR FABRICATION OR INSTALLATION WILL NOT RELEASE FUMES OR AROMAS DURING CONSTRUCTION WHICH MAY BE A HAZARD OR NUISANCE TO PERSONNEL.

30. PEST CONTROL:  
SEAL AND CAULK AROUND ALL PENETRATIONS, CRACKS AND CREVICES AND ANY OPENINGS CAPABLE OF HARBORING INSECTS AND RODENTS.

31. EXPOSED UTILITIES:  
ALL EXPOSED UTILITY WIRES AND PIPES, ELECTRICAL, PLUMBING, ETC. SHALL BE INSTALLED IN A WAY THAT DOES NOT OBSTRUCT OR PREVENT THE CLEANING OF FLOORS, WALLS AND CEILING AREAS. THEY SHALL BE INSTALLED A MINIMUM OF 6" OFF FLOORS AND 1" OFF WALLS, CEILINGS AND ADJACENT PIPES.

32. OWNER SUPPLIED EQUIPMENT:  
EQUIPMENT INFORMATION AND SPECIFICATIONS ARE TO BE THE MOST CURRENT AVAILABLE AT THE TIME OF DOCUMENTATION PREPARATION. THE GENERAL CONTRACTOR SHALL BE RESPONSIBLE FOR VERIFYING WITH THE OWNER THE EXACT DIMENSIONS AND EQUIPMENT CONNECTION REQUIREMENTS INCLUDING ELECTRICAL CIRCUIT REQUIREMENTS OF EQUIPMENT TO BE SUPPLIED. THE GENERAL CONTRACTOR SHALL MAKE ALL FINAL CONNECTIONS AS NOTED ON THE DRAWINGS. INSTALL THE SET UP IN WORKING ORDER. CHECK WARRANTIES, TEST AND NOT VOID WARRANTIES. THE GENERAL CONTRACTOR SHALL COORDINATE WITH THE OWNER DELIVERY, STORAGE AND INSTALLATION OF ALL OWNER SUPPLIED EQUIPMENT. THE GENERAL CONTRACTOR SHALL STORE EQUIPMENT IF REQUESTED BY THE OWNER UNTIL INSTALLATION. SEE DRAWINGS FOR OTHER OWNER SUPPLIED GENERAL CONTRACTOR INSTALLED ITEMS.

33. FIRE PROTECTION NOTE:  
EXISTING SPRINKLER HEADS, ALARM SYSTEM AND DETECTORS ARE TO BE MODIFIED TO CONFORM WITH THE PROPOSED PLAN. COORDINATE WITH THE ARCHITECT, ANY MODIFICATION OR LOCATIONS WHERE EXISTING SYSTEMS ARE AFFECTED BY THE NEW DESIGN.

34. SOILS AT FOOTINGS:  
REPORT THE LOCATION OF ALL UNSUITABLE SOILS AND MATERIALS BELOW ANTICIPATED LEVEL OF FOOTING TO THE ARCHITECT PRIOR TO THE SETTING OF FORMS.












35. ACCESS PANELS:  
CONTRACTOR IS RESPONSIBLE FOR COORDINATING QUANTITY AND LOCATION OF ALL REQUIRED ACCESS PANELS FOR ALL MEP CONTROLS, CLEANOUTS, DAMPERS, PULL BOXES, ETC.

36. EXISTING HAZARDOUS MATERIALS:  
ALL HAZARDOUS MATERIALS INCLUDING BUT NOT LIMITED TO ASBESTOS AND LEAD PAINT ARE TO BE HANDLED, ENCAPSULATED, ABATED AND DISPOSED OF IN ACCORDANCE WITH ANY AND ALL FEDERAL, STATE AND LOCAL REQUIREMENTS AND REGULATIONS.

37. INDUSTRY STANDARDS:  
ALL WORK SHALL BE PERFORMED IN ACCORDANCE WITH INDUSTRY STANDARDS. STANDARDS INCLUDE BUT ARE NOT LIMITED TO THE FOLLOWING.

AAMA	AMERICAN ARCHITECTURAL MANUFACTURES ASSOCIATION
ACI	AMERICAN CONCRETE INSTITUTE
ANSI	AMERICAN NATIONAL STANDARDS INSTITUTE
ASTM	AMERICAN SOCIETY FOR TESTS AND MATERIALS
AWI	ARCHITECTURAL WOODWORK INSTITUTE "CUSTOM GRADE"
AWFS	AMERICAN WELDING SOCIETY
IGMA	INSULATING GLASS MANUFACTURERS ALLIANCE
NAAMM	NATIONAL ASSOCIATION OF ARCHITECTURAL METAL MANUFACTURES
NRCA	NATIONAL ROOFING CONTRACTORS ASSOCIATION
NTCA	NATIONAL TILE CONTRACTORS ASSOCIATION
SMACNA	SHEET METAL AND AIR CONDITIONING NATIONAL ASSOCIATION
WDMA	WINDOW AND DOOR MANUFACTURES ASSOCIATION

## DRAWING LEGEND

	EARTH	<b>BEDROOM</b>	ROOM NAME AND NUMBER
	POROUS FILL	<b>104</b>	DOOR NUMBER
	CONCRETE	<b>1</b>	WINDOW NUMBER
	CONCRETE MASONRY UNIT	<b>F1</b>	FLOOR-CEILING TYPE
	BRICK	<b>R1</b>	ROOF TYPE
	STEEL	<b>S1</b>	SLAB TYPE
	WOOD - ROUGH		
	GYPSUM BOARD		
	RIGID INSULATION		
	BATT INSULATION		
	CELLULOSE INSULATION		

