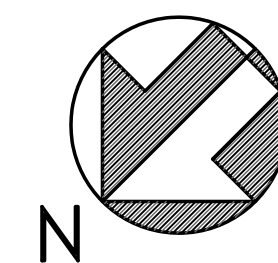
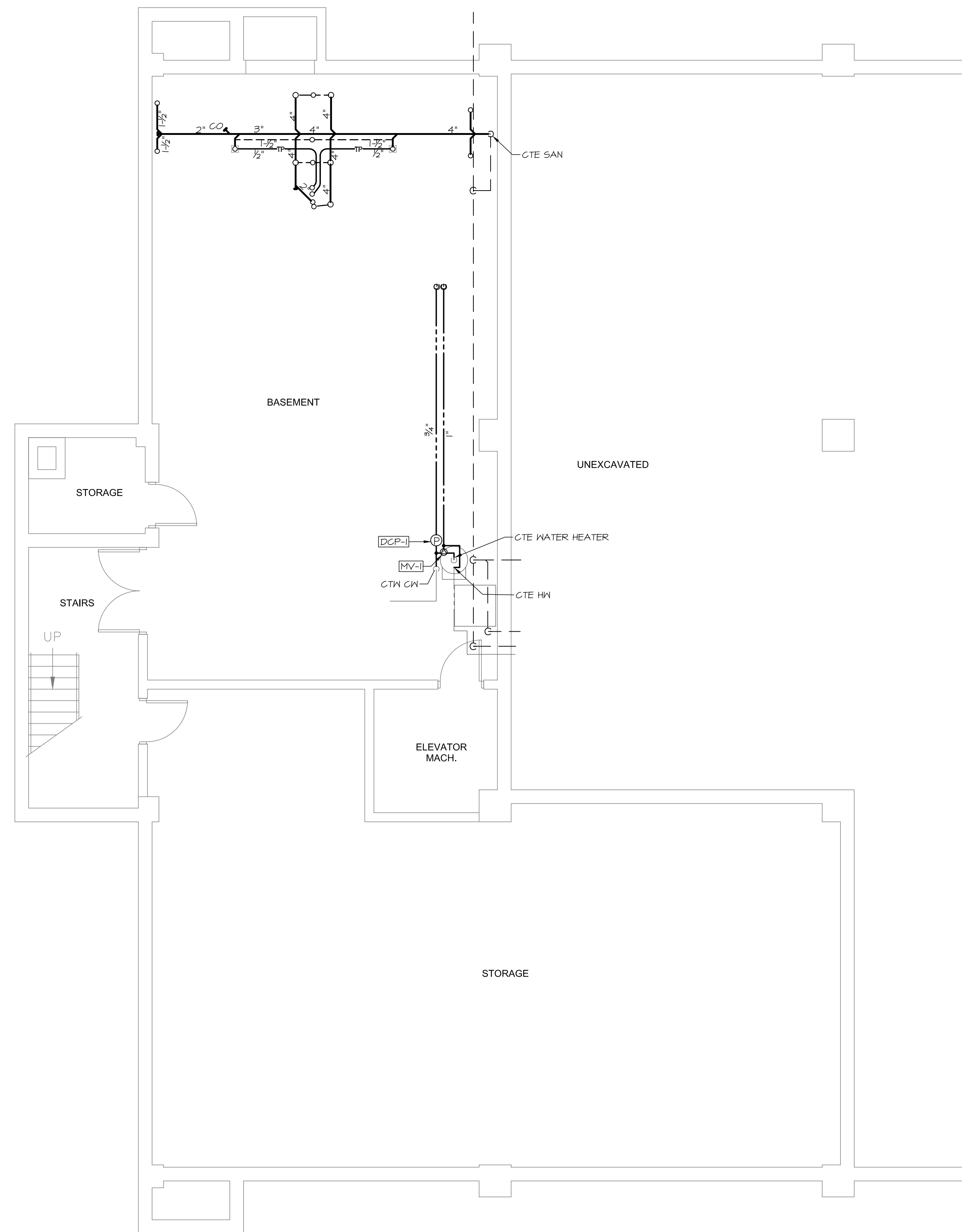



GENERAL NOTES

1. All work shall be in accordance with the State Plumbing Code, local codes and ordinances, National Fire Code (NFPA), or these plans or specifications, whichever is more strict.
2. All drawings are schematic only, and are intended to indicate the intent, extent, and general arrangement of work. They are not meant to show every fitting, change of direction or every situation. Verify locations in the field. Work indicated shall be furnished complete to perform the function intended.
3. Carefully coordinate the space requirements and location of piping with the other trade contractors. Reserve space for sprinkler mains. If coordination fails, conflicts will be decided in favor of the other contractors with this contractor relocating his piping and equipment at no expense to the Owner.
4. All plumbing fixtures shall be back vented.
5. This contractor shall make all final plumbing connections to equipment/ fixtures provided by other contractors.
6. For pipe sizes not shown on floor plans, refer to: adjacent or enlarged plumbing plans, then appropriate schedules, details, specifications, equipment connection sizes and minimum Code requirements. For otherwise indeterminable pipe segments, the size shall be the same as the largest known adjacent segment. Where pipe sizes are erroneously shown to decrease then increase, the smaller segment shall be increased to match the larger segment. When a conflict exists, the larger size shall govern. Pipe sizes are nominal (not O.K.) unless specifically noted otherwise.
7. All piping shall run concealed above ceilings, in walls, in soffits and in chases unless noted otherwise. Special care shall be taken when dropping 3" nominal pipe in 3-1/2" wall cavities to ensure correct fit and alignment.
8. No structural members shall be cut without approval of the Architect.
9. All plumbing shall be supported from the building structure. All piping drops to fixtures shall be anchored solid to walls with a steel support bracket with adjustable clip.
10. All water piping shall be installed parallel to building lines and pitched to low points. Provide draw-offs at low points. Piping shall be run neatly grouped together when practical.
11. All piping through roofs, concrete walls and masonry partitions shall have steel pipe sleeves. Openings between pipes and sleeves shall be caulked and sealed smoke and water tight. All pipe penetrations through a fire rated wall or floor shall have a UL rated fire stop system rated to match the rating of the wall, as per the NFPA.
12. All wall fixtures shall be carrier mounted unless otherwise specified.
13. All domestic water piping shall be insulated unless otherwise specified.
14. Run all piping on warm side of building insulation. No water, or waste lines shall be run in exterior walls, unless directly indicated.
15. Provide shock absorbers where shown on drawings, and on tops of risers to all flush valves, dishwashers and clothes. Sizes shall conform to P.D.I. standards.
16. All sanitary waste piping less than 4" shall pitch down at 1/4" per L.F. All 4" and larger piping shall pitch at 1/4" per L.F. whenever possible. No sanitary/ waste piping under slab shall be less than 2" in diameter.
17. All Domestic copper water piping shall be type "K" or "L" copper, type "M" is prohibited.



5 Milk Street
Portland, Maine 04101
207 774 4811
www.wintonscott.com



Branding / Bank Branch Interior Design:
THE ELEMENT GROUP
125 Brewery Lane
Suite #9
Portsmouth, NH 03801
T. 603.319.8951

Structural Engineering:
STRUCTURAL INTEGRITY ENGINEERS
77 Oak Street
Portland, ME 04101
T. 207.774.4614

HVAC & plumbing Engineering:
MECHANICAL SYSTEMS ENGINEERS
Royal River Center, Unit 10B
10 Forest Falls Drive
Yarmouth, ME 04096
T. 207.846.1441

Electrical Engineering:
SWIFT CURRENT ENGINEERING
Royal River Center, Unit 4B
10 Forest Falls Drive
Yarmouth, ME 04096
T. 207.847.9280



Portland Branch
27 Pearl Street
1st Floor Tenant Space
Portland, Maine

FOR CONSTRUCTION
March 04, 2015

BASEMENT PLUMBING PLAN

Scale: 3/16" = 1'-0"

P2

FOR REVIEW ONLY
NOT A CONTRACT
DOCUMENT

MECHANICAL SYSTEMS ENGINEERS
ROYAL RIVER CENTER, UNIT #10B
10 FOREST FALLS DRIVE
YARMOUTH, MAINE 04096
FACEBOOK: MECHANICAL SYSTEMS ENGINEERS
207-846-1441
M.S.E. Proj. 1437
© COPYRIGHT 2015

