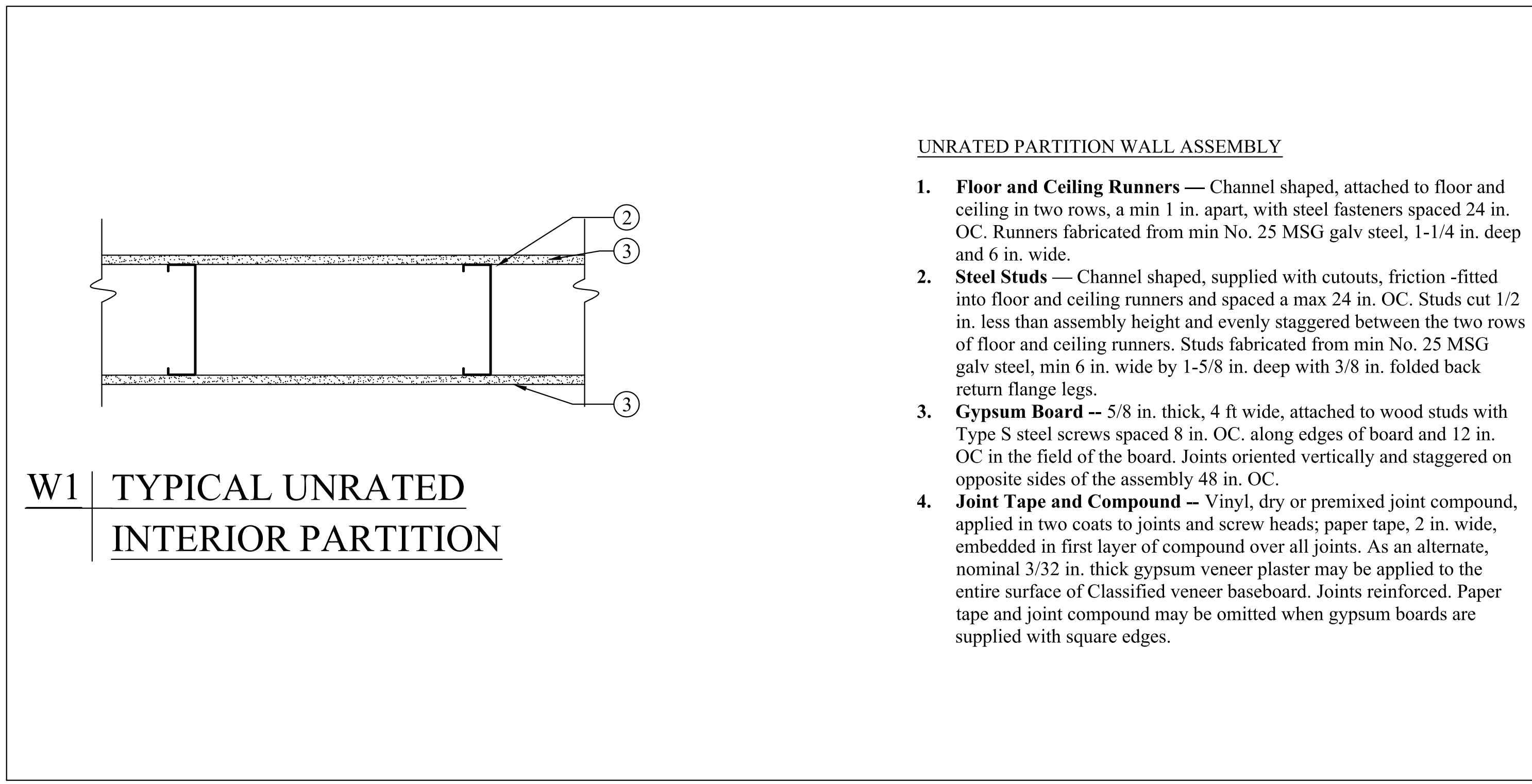
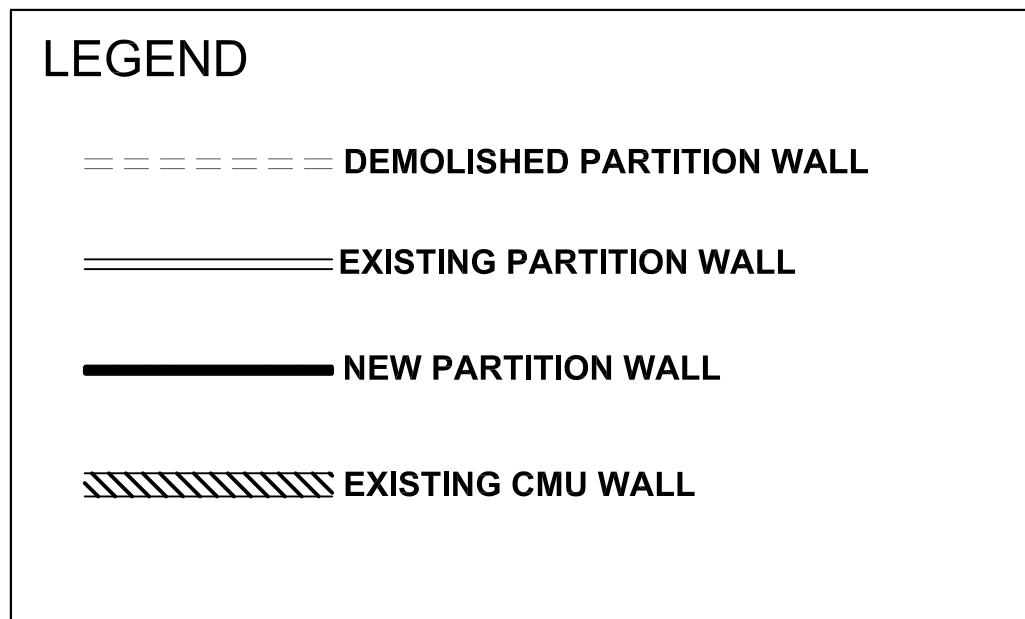



FOURTH FLOOR PLAN



- UNRATED PARTITION WALL ASSEMBLY**
- 1. Floor and Ceiling Runners** — Channel shaped, attached to floor and ceiling in two rows, a min 1 in. apart, with steel fasteners spaced 24 in. OC. Runners fabricated from min No. 25 MSG galv steel, 1-1/4 in. deep and 6 in. wide.
  - 2. Steel Studs** — Channel shaped, supplied with cutouts, friction -fitted into floor and ceiling runners and spaced a max 24 in. OC. Studs cut 1/2 in. less than assembly height and evenly staggered between the two rows of floor and ceiling runners. Studs fabricated from min No. 25 MSG galv steel, min 6 in. wide by 1-5/8 in. deep with 3/8 in. folded back return flange legs.
  - 3. Gypsum Board** — 5/8 in. thick, 4 ft wide, attached to wood studs with Type S steel screws spaced 8 in. OC. along edges of board and 12 in. OC in the field of the board. Joints oriented vertically and staggered on opposite sides of the assembly 48 in. OC.
  - 4. Joint Tape and Compound** — Vinyl, dry or premixed joint compound, applied in two coats to joints and screw heads; paper tape, 2 in. wide, embedded in first layer of compound over all joints. As an alternate, nominal 3/32 in. thick gypsum veneer plaster may be applied to the entire surface of Classified veneer baseboard. Joints reinforced. Paper tape and joint compound may be omitted when gypsum boards are supplied with square edges.



**ARCHETYPE, P.A. ARCHITECTS**  
 48 Union Wharf Portland, Maine 04101  
 (207) 772-6022 Fax (207) 772-4056

**DANFORTH ON HIGH**  
 27 PEARL STREET  
 PORTLAND, MAINE

Project: \_\_\_\_\_

Revisions:


Date: 28 June 2013  
 Scale: 1/8" = 1'-0"  
**FOURTH FLOOR PLAN**

**A1**