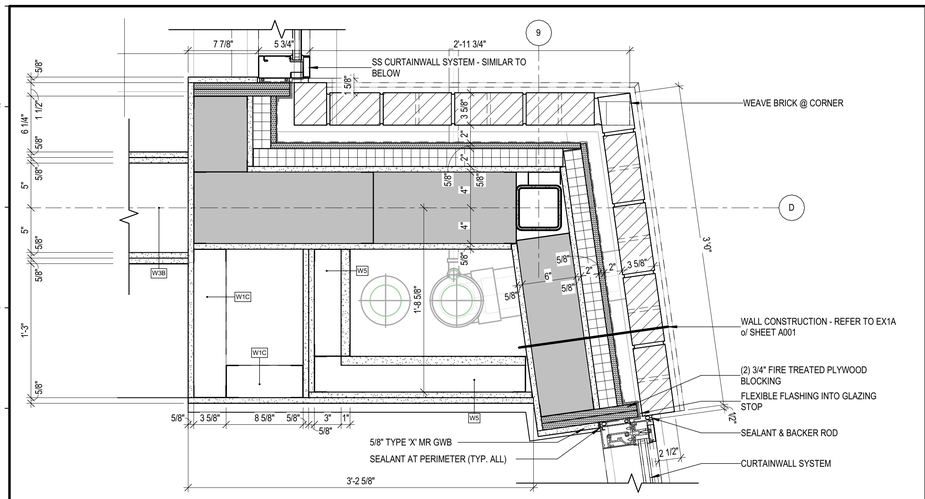

M1 PLAN DETAIL - 5

1 1/2" = 1'-0"

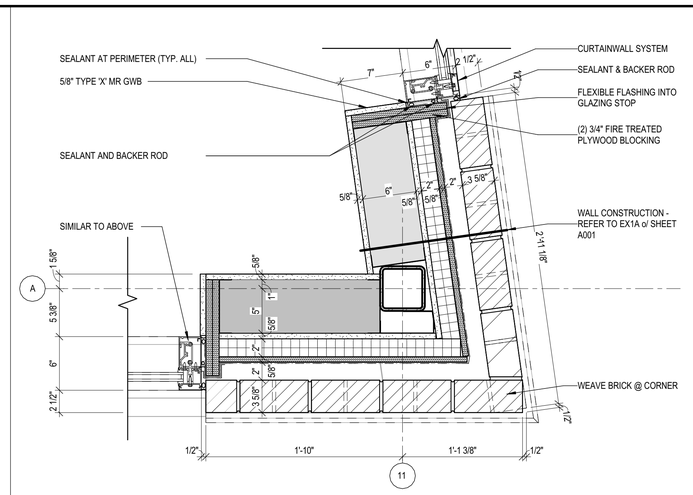

M9 PLAN DETAIL - 4

1 1/2" = 1'-0"

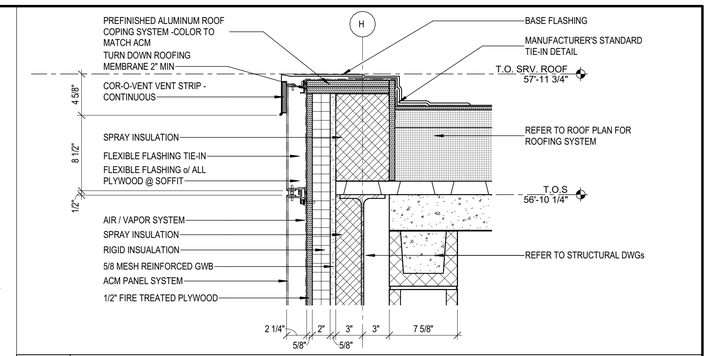

N16 ROOF DETAIL - 10

1 1/2" = 1'-0"

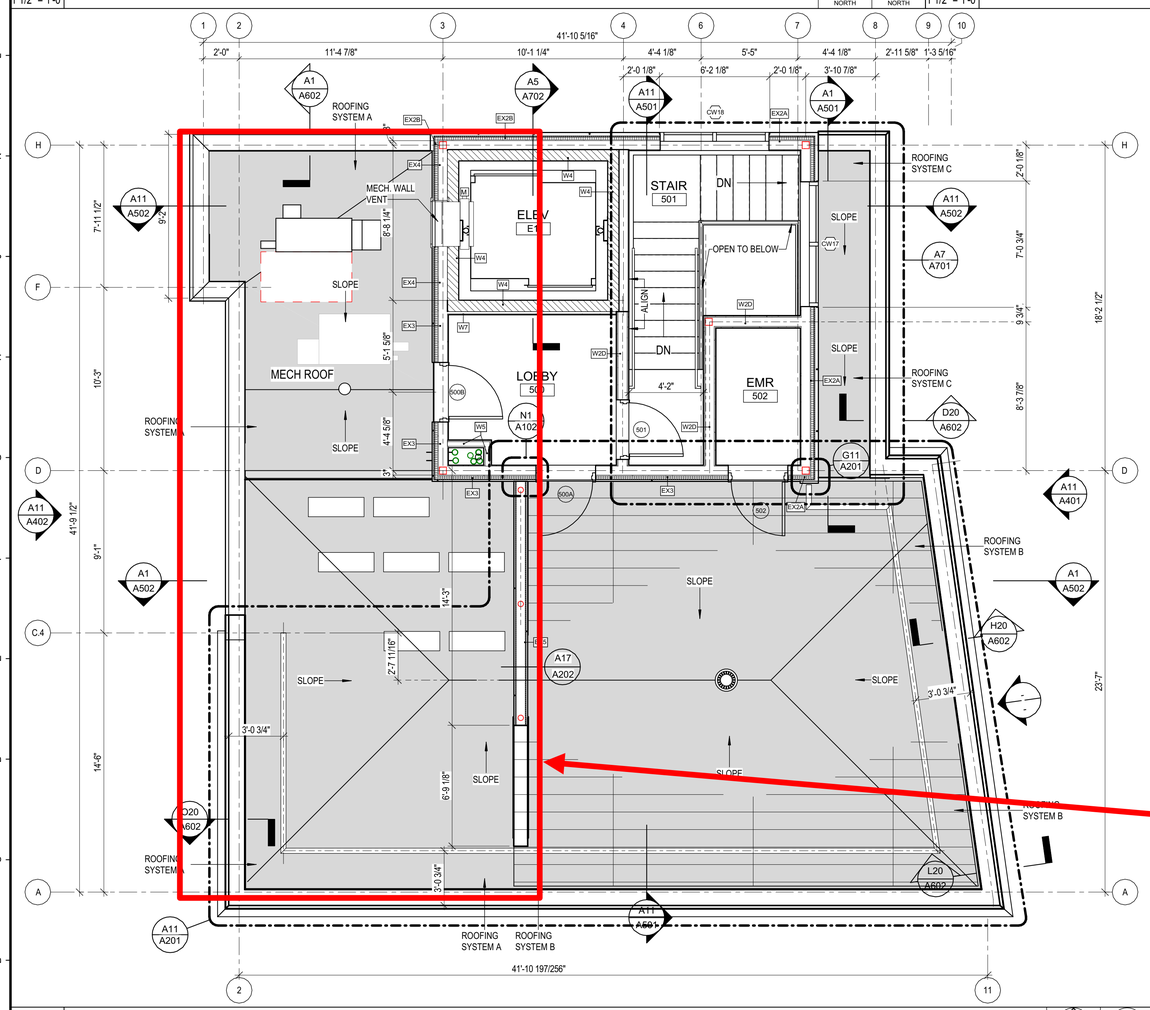

A1 ROOF PLAN I

1/4" = 1'-0"

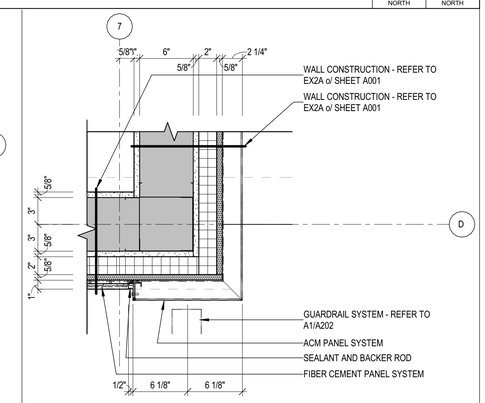

G11 PLAN DETAIL - 11

1 1/2" = 1'-0"

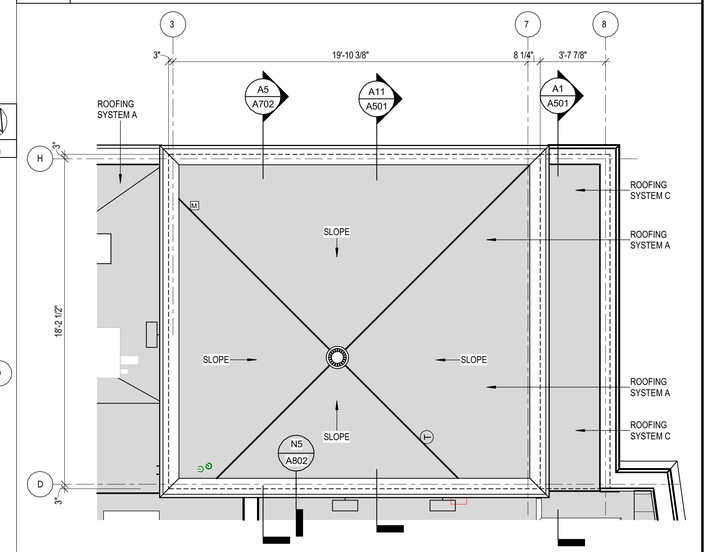

G16 ROOF PLAN II

1/4" = 1'-0"

ACCESS TO THIS PORTION OF THE ROOF IS THRU A LOCKED SECURED DOOR (500B) AND IS USED FOR MAINTENANCE ONLY.
WE HAVE MULTIPLE FALL ARREST LOCATIONS LOCATED AT THE ROOF DECK LEVEL. DBI/SALA ROOFSAFE ANCHOR AND CABLE SYSTEM WILL BE INSTALLED PER STRUCTURAL DWG. SF102
MECHANICAL SERVICE CLEARANCES AROUND THE EQUIPMENT LIMITED THE INSTALLATION OF A GUARDRAIL SYSTEM

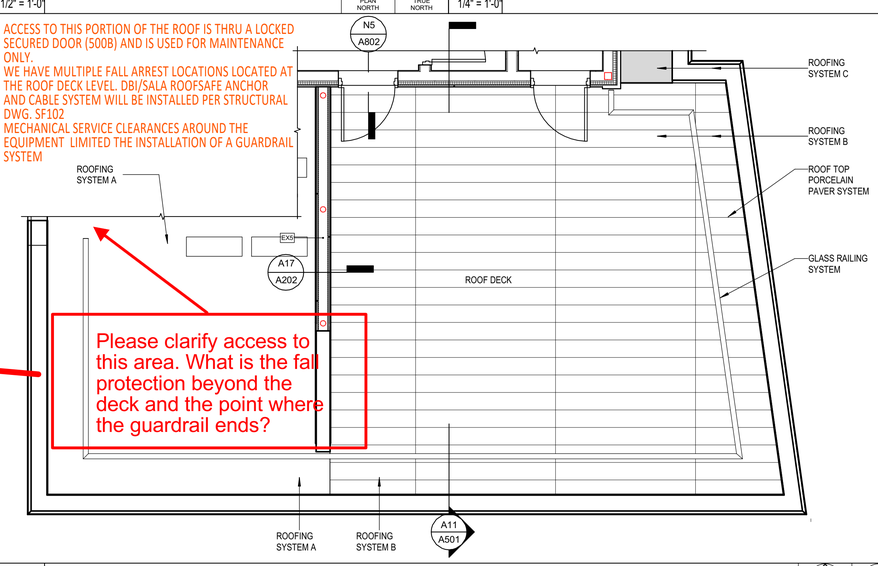

Please clarify access to this area. What is the fall protection beyond the deck and the point where the guardrail ends?

A11 ROOF PATIO DECK PLAN

1/4" = 1'-0"

ROOF SYSTEM A

EPDM o/ ROOFING BOARD o/ TAPERED INSULATION (1/4" PER FOOT SLOPE) o/ 6" POLYISCYANURATE INSULATION o/ VAPOR BARRIER o/ METAL DECK - REFER TO SPECIFICATIONS

ROOF SYSTEM B

ROOF TOP PORCELAIN PAVER SYSTEM o/ LEVELING SUPPORT SYSTEM o/ EPDM o/ ROOFING BOARD o/ TAPERED INSULATION (1/4" PER FOOT SLOPE) o/ 6" POLYISCYANURATE INSULATION o/ VAPOR BARRIER o/ METAL DECK - REFER TO SPECIFICATIONS

ROOF SYSTEM C

EPDM o/ ROOFING BOARD o/ TAPERED INSULATION (1/8" PER FOOT SLOPE) o/ 6" POLYISCYANURATE INSULATION o/ VAPOR BARRIER o/ METAL DECK - REFER TO SPECIFICATIONS

A19 LEGEND

LICENSED ARCHITECT STANLEY W. GAWRON 1145 STATE OF MAINE

29 BLACK POINT ROAD
SCARBOROUGH, MAINE 04074
207-883-6307
WWW.GAWRONTURGEON.COM

GAWRON TURGEON ARCHITECTS, P.C.

cPort Credit Union

35 Middle& 50 India Street

Portland, Maine

REVISIONS

#	DATE	DESCRIPTION
A	09.14.17	PERMIT SET

DATE:	09.14.17
PROJECT #	010416
DRAWN BY:	DML
CHECKED BY:	SWG
DRAWING SCALE	As indicated

SHEET TITLE

ROOF PLAN

A201

©COPYRIGHT 1985-2017
REPRODUCTION OR REUSE OF THIS DOCUMENT WITHOUT WRITTEN PERMISSION OF GAWRON ARCHITECTS IS PROHIBITED

9/18/2017 8:12:52 AM DML