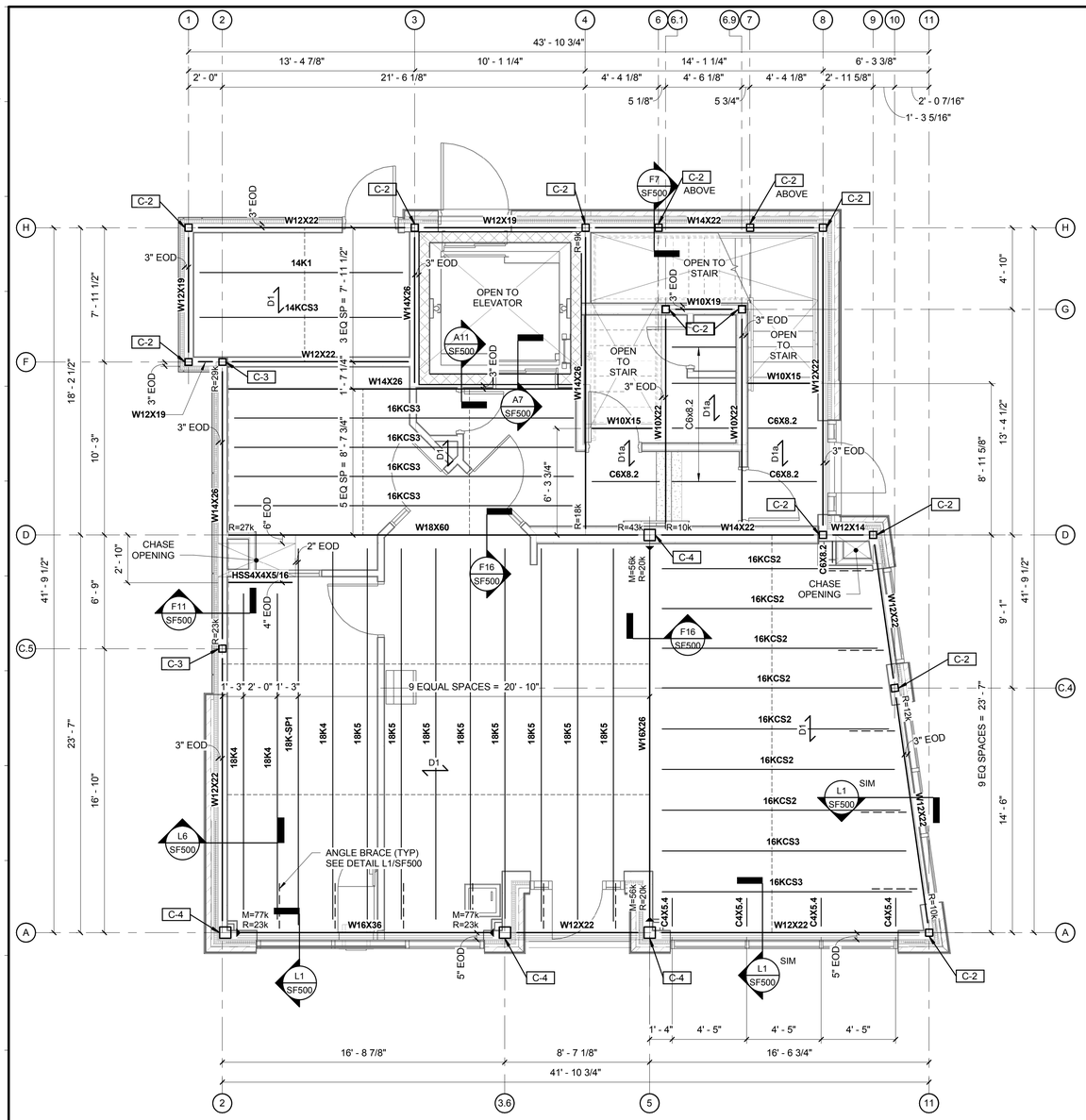

SECOND FLOOR FRAMING PLAN NOTES/LEGEND:

1. TOP OF STEEL (TOS) ELEVATION = 13'-7", JOIST BEARING ELEVATION = 13'-4 1/2"
2. SEE A9/S001 FOR FRAMED OPENINGS.
3. JOIST BEARING SEAT DEPTH SHALL BE 2 1/2".
4. BEAM END REACTIONS SHALL BE 8k UNFACTORED, UNLESS NOTED.

D1 — INDICATES SPAN OF 5" CONCRETE ON 1 1/2" NON-COMPOSITE STEEL DECKING - TOTAL FLOOR THICKNESS = 5"

D1a — INDICATES SPAN OF TYPE D1 DECK WITH 1" RECESS IN CONCRETE SLAB FOR ARCHITECTURAL FINISH

INDICATES MOMENT CONNECTION - SEE DTL E17/S001 (SHOP CALCULATION REQUIRED)

COLUMN SCHEDULE

MARK	SIZE
C-1	Pipe4XS
C-2	HSS5X5X5/16
C-3	HSS5X5X3/8
C-4	HSS8X8X5/8

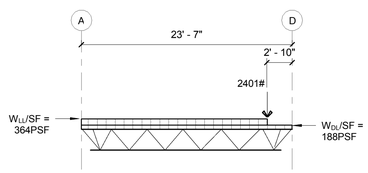

18K-SP1
(SHOP CALCULATIONS REQUIRED)

PLAN NORTH

A1	STRUCTURAL ~ SECOND FLOOR FRAMING PLAN
1/4" = 1'-0"	

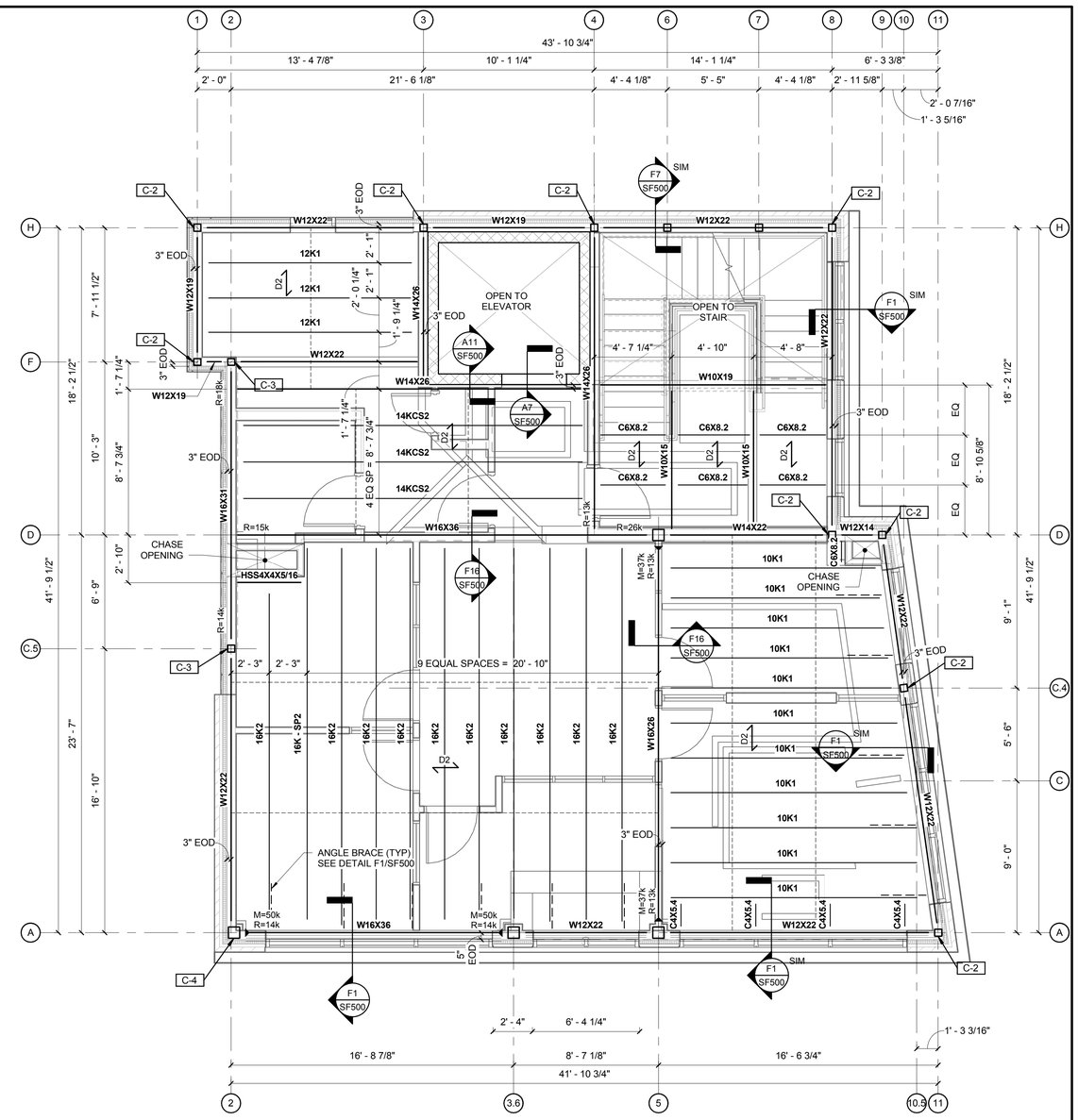

THIRD FLOOR FRAMING PLAN NOTES/LEGEND:

1. TOP OF STEEL (TOS) ELEVATION = 25'-2", JOIST BEARING ELEVATION = 24'-11 1/2"
2. SEE A9/S001 FOR FRAMED OPENINGS.
3. JOIST BEARING SEAT DEPTH SHALL BE 2 1/2".
4. BEAM END REACTIONS SHALL BE 8k UNFACTORED, UNLESS NOTED.

D2 — INDICATES SPAN OF 4" CONCRETE ON 1" NON-COMPOSITE STEEL DECKING (SEE SPEC) - TOTAL SLAB/DECK THICKNESS = 4"

D2a — INDICATES SPAN OF TYPE D2 DECK WITH 1" RECESS IN CONCRETE SLAB FOR ARCHITECTURAL FINISH

INDICATES MOMENT CONNECTION - SEE DTL E17/S001 (SHOP CALCULATION REQUIRED)

COLUMN SCHEDULE

MARK	SIZE
C-1	Pipe4XS
C-2	HSS5X5X5/16
C-3	HSS5X5X3/8
C-4	HSS8X8X5/8

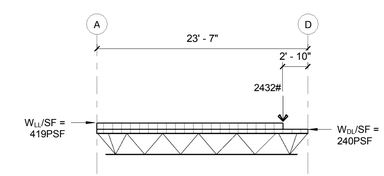

16K-SP2
(SHOP CALCULATIONS REQUIRED)

PLAN NORTH

A11	STRUCTURAL ~ THIRD FLOOR FRAMING PLAN
1/4" = 1'-0"	

Allied Engineering
Structural Mechanical Electrical Commissioning
160 Veranda Street
Portland, Maine 04103
T:207.221.2260
F:207.221.2266
Web:www.allied-eng.com

AEI PROJECT NO.: 16025 | CAD FILE: 16025_S.rvt

STATE OF MAINE
WILLIAM P. FAUCHER
#7133
REGISTERED PROFESSIONAL ENGINEER

29 BLACK POINT ROAD
SCARBOROUGH, MAINE 04074
207-883-6307
WWW.GAWRONTURGEON.COM
GAWRON TURGEON ARCHITECTS, P.C.

cPort Credit Union

50 India Street
Portland, Maine

REVISIONS

#	DATE	DESCRIPTION
-	09.14.17	PERMIT SET

DATE:	09.14.17
PROJECT #	010416
DRAWN BY:	PED
CHECKED BY:	WPF
DRAWING SCALE	AS NOTED

SHEET TITLE

STRUCTURAL - SECOND AND THIRD FLOOR FRAMING PLANS

SF100

© COPYRIGHT 1985-2017
REPRODUCTION OR REUSE OF THIS DOCUMENT WITHOUT WRITTEN PERMISSION OF GAWRON ARCHITECTS IS PROHIBITED

9/15/2017 10:13:56 AM PED