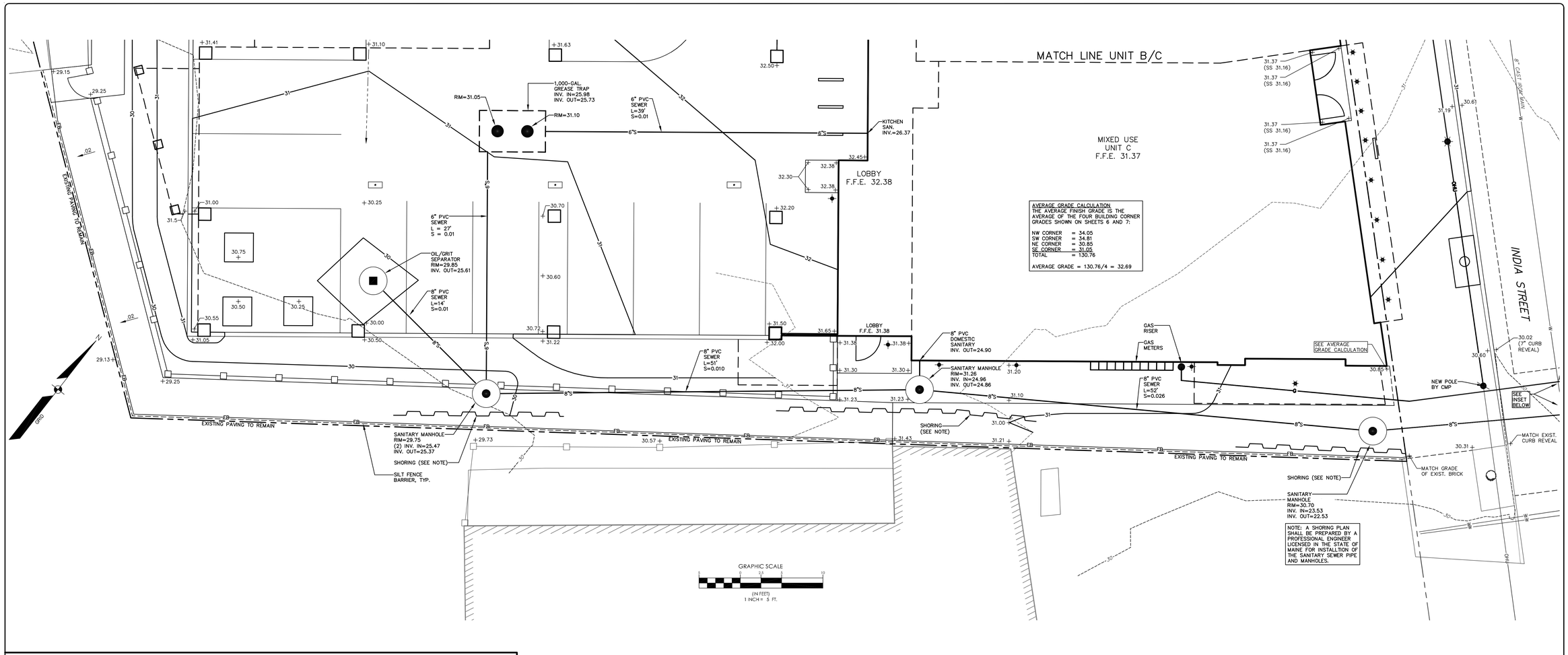

AVERAGE GRADE CALCULATION
THE AVERAGE FINISH GRADE IS THE AVERAGE OF THE FOUR BUILDING CORNER GRADES SHOWN ON SHEETS 6 AND 7:

NW CORNER	= 34.05
SW CORNER	= 34.81
NE CORNER	= 30.85
SE CORNER	= 31.05
TOTAL	= 130.76

AVERAGE GRADE = 130.76/4 = 32.69

NOTE: A SHORING PLAN SHALL BE PREPARED BY A PROFESSIONAL ENGINEER LICENSED IN THE STATE OF MAINE FOR INSTALLTION OF THE SANITARY SEWER PIPE AND MANHOLES.

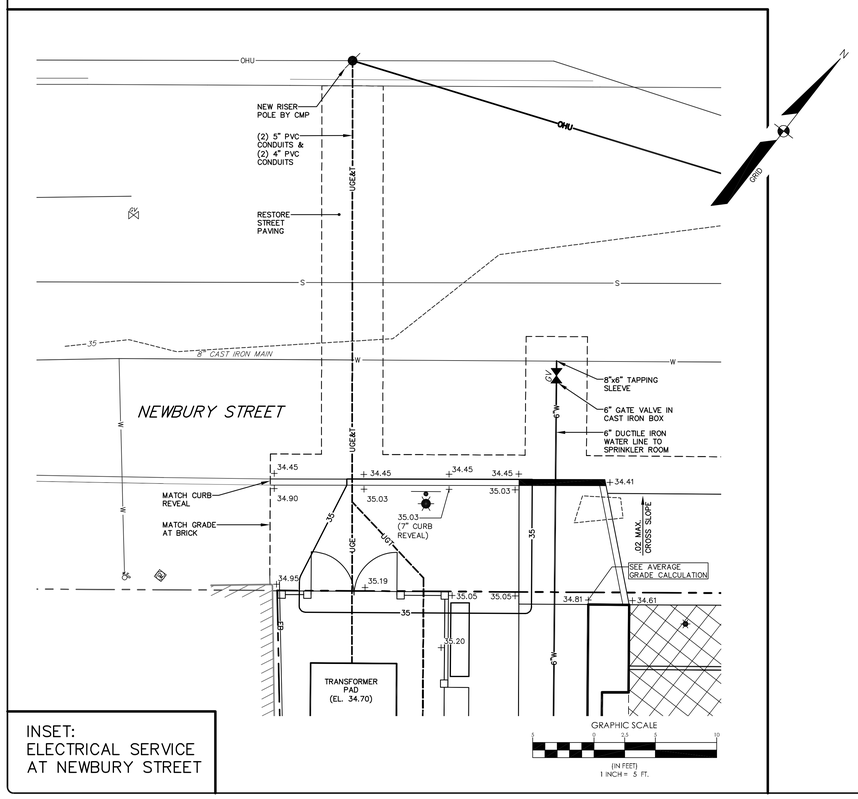

INSET:
ELECTRICAL SERVICE AT NEWBURY STREET

LEGEND

EXISTING		PROPOSED
	PROPERTY LINE/R.O.W.	
	ABUTTER LINE/R.O.W.	
	SETBACK	
	BUILDING	
	DECK/STEPS/ OVERHANG	
	EDGE PAVEMENT	
	PAVEMENT SAWCUT	
	EDGE CONCRETE	
	PAVEMENT PAINT	
	CURB LINE	
120 118	CONTOURS	120
	SPOT GRADE	+120.00
	STOCKADE FENCE	
G	GAS	G
	GAS GATE VALVE	
	GAS METER	
W	WATER	W
	WATER GATE VALVE	
	WATER SHUT OFF	
	SANITARY SEWER	S
	SANITARY MANHOLE	
SD	STORM DRAIN	SD
	CATCH BASIN	
OHU	OVERHEAD UTILITY	OHU
	LIGHT POLE	
	UTILITY POLE	
	FILTER BARRIER	FB

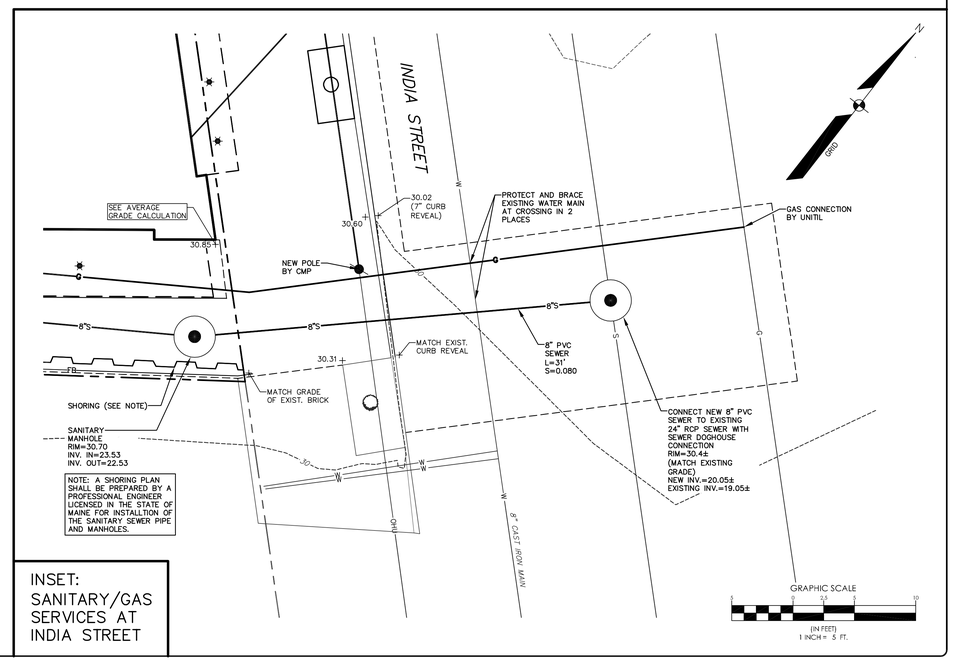

NOTE: A SHORING PLAN SHALL BE PREPARED BY A PROFESSIONAL ENGINEER LICENSED IN THE STATE OF MAINE FOR INSTALLTION OF THE SANITARY SEWER PIPE AND MANHOLES.

INSET:
SANITARY/GAS SERVICES AT INDIA STREET

Date: 04/02/18

STATE OF MAINE
CRAIG A. BURGESS
No. 7233
LICENSED
PROFESSIONAL ENGINEER

REGISTERED LANDSCAPE ARCHITECT
WILLIAM T. CHENEY
No. 1004
STATE OF MAINE

DESIGNED	CHECKED
WTC	WTC

REV:	BY:	DATE:	STATUS:
C	WTC	5-13-16	CITY SUBMITTAL NO. 3
B	WTC	4-11-16	CITY SUBMITTAL NO. 2
A	WTC	3-4-16	SUBMITTED FOR SITE PLAN REVIEW AND APPROVAL

THIS PLAN SHALL NOT BE MODIFIED WITHOUT WRITTEN PERMISSION FROM SEBAGO TECHNICS, INC. ANY ALTERATIONS, AUTHORIZED OR OTHERWISE, SHALL BE AT THE USER'S SOLE RISK AND WITHOUT LIABILITY TO SEBAGO TECHNICS, INC.

SEBAGO TECHNICS
WWW.SEBAGOTECHNICS.COM
75 John Roberts Rd. Suite B
South Portland, ME 04106
Tel: 207-200-2100
250 Goddard Rd.
Suite 3
Lewiston, ME 04240
Tel: 207-783-3656

GRADING AND UTILITY PLAN

OF:
50-62 INDIA STREET
50-62 INDIA STREET
PORTLAND, MAINE

FOR:
INDIA NEWBURY RESIDENCES, LLC
35 FAY ST., STE 1078
ROXBURY, MA 02118

PROJECT NO.	SCALE
14164	1"=5'

141640J.dwg, TAB: G2