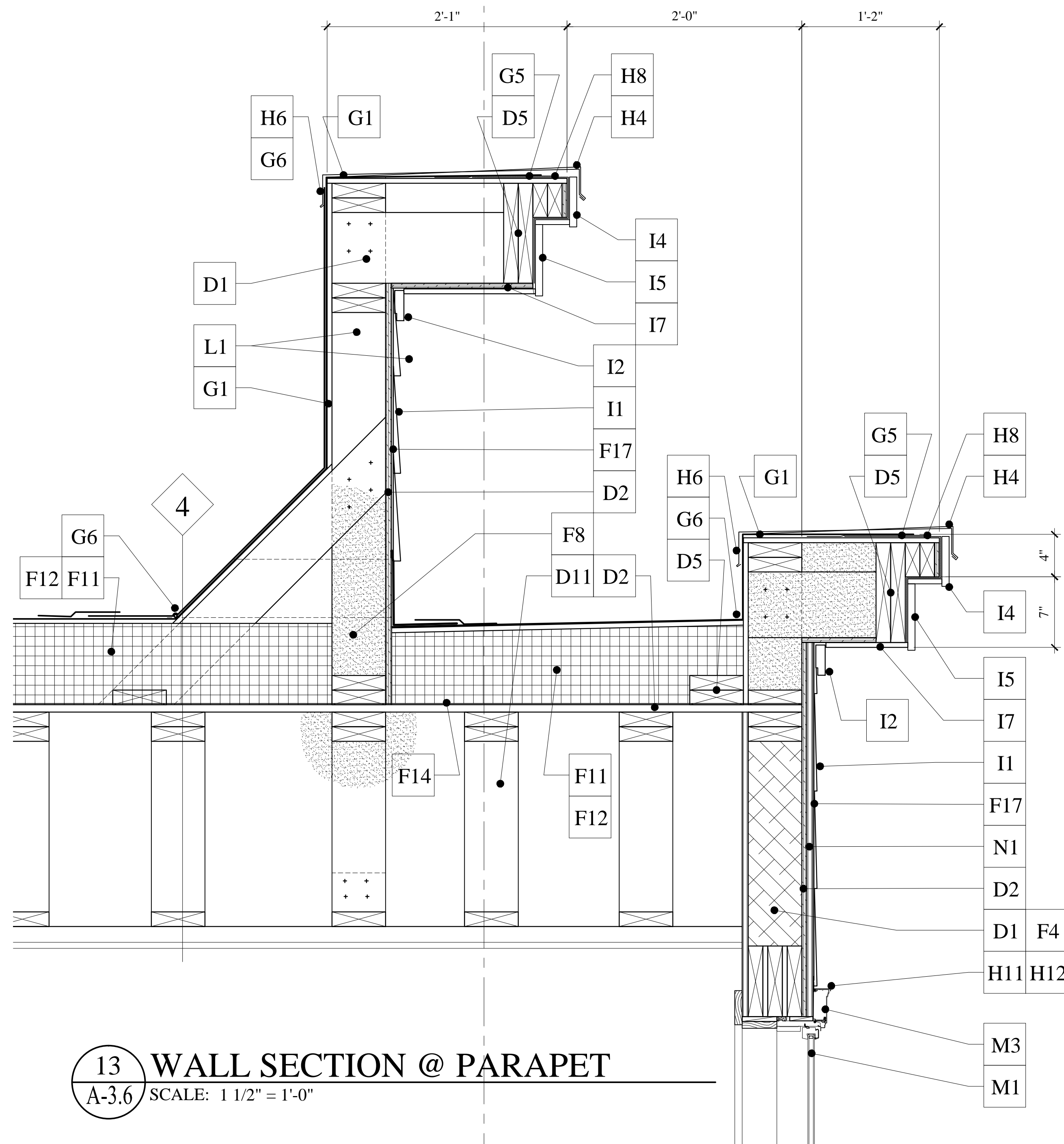
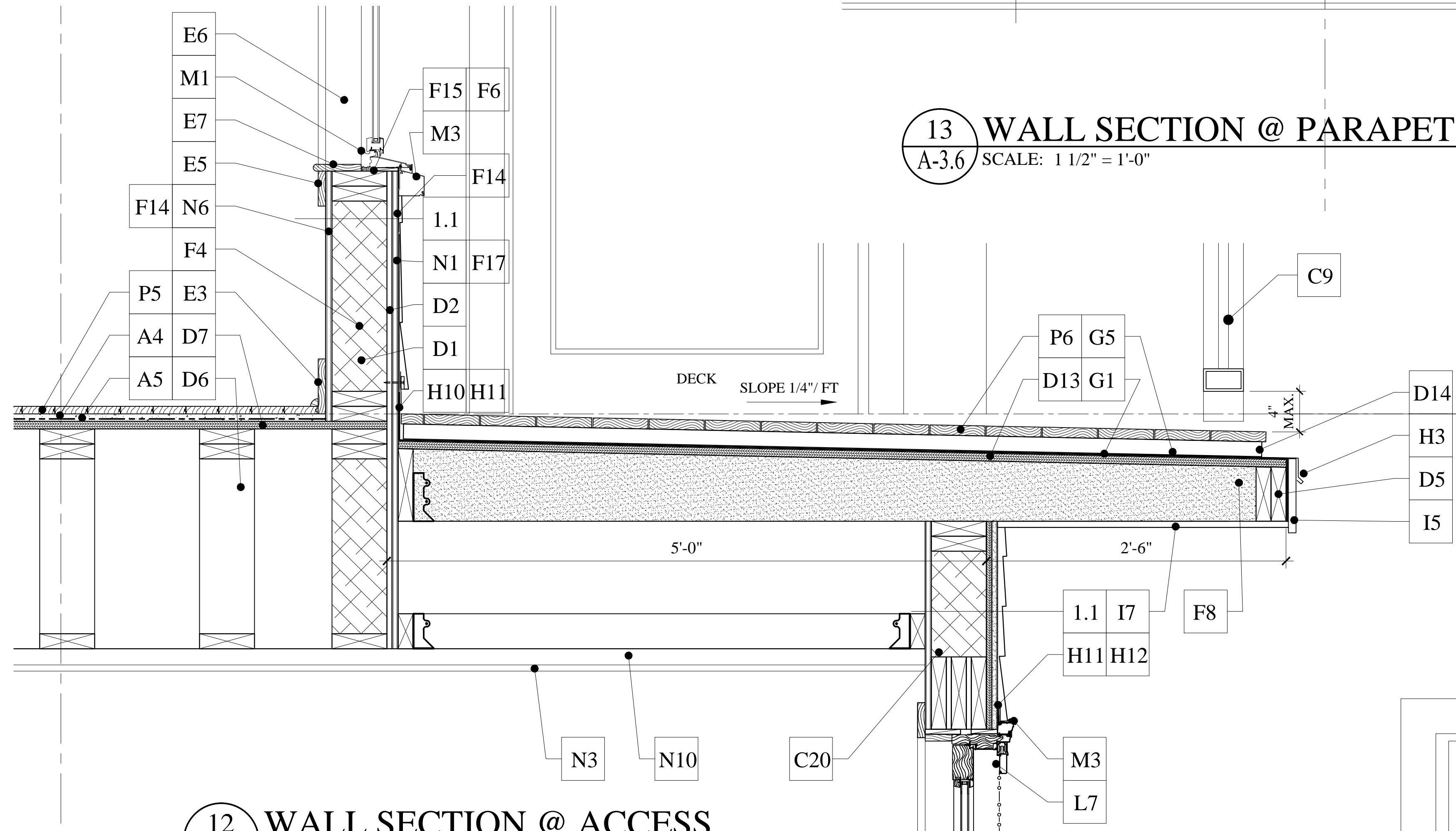


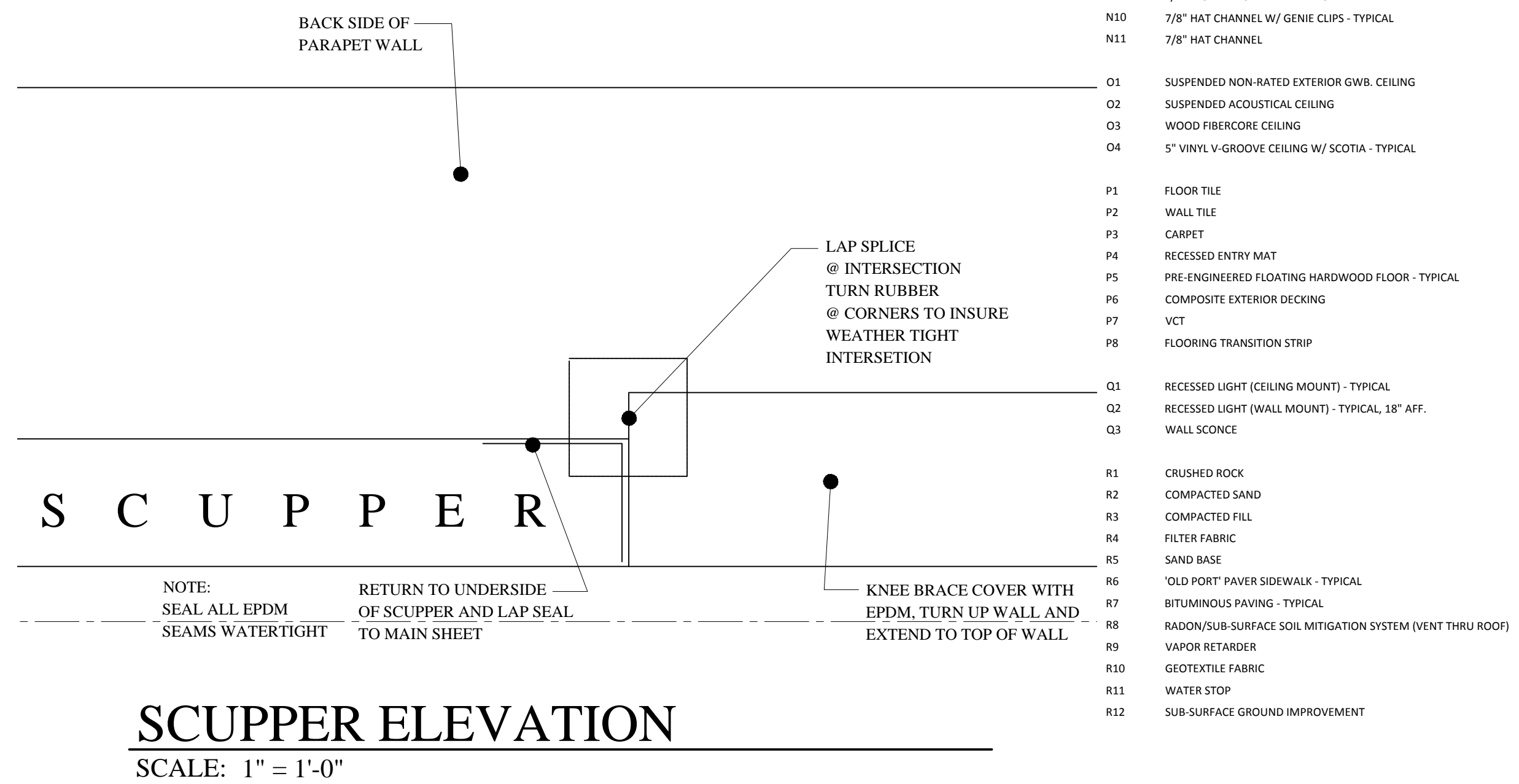
**14** PARAPET SECTION @ SCUPPER  
A-3.4 SCALE: 1 1/2" = 1'-0"



**13** WALL SECTION @ PARAPET  
A-3.6 SCALE: 1 1/2" = 1'-0"





**12** WALL SECTION @ ACCESS  
A-3.6 SCALE: 1 1/2" = 1'-0"



**SCUPPER ELEVATION**  
SCALE: 1" = 1'-0"

MATERIALS SCHEDULE:	
A1	CAST IN PLACE CONCRETE WALL
A2	CONCRETE SLAB ON GRADE
A3	1 1/2" GYP-CRETE
A4	3/4" GYP-CRETE
A5	SOUND ATTENUATION MAT (1/8") TURN UP WALL - TYPICAL
A6	CONCRETE SLAB (BROOM FINISH @ OUTDOOR PATIO)
A7	CONCRETE PIER
A8	CMU
B1	BRICK VENEER W/ CONTROL JOINTS - TYPICAL
B2	BRICK ROWLOCK WINDOW SILL - TYPICAL
B3	BRICK TERMINATION COURSE (SLOPED STRETCHER COURSE- PRE-MANUFACTURED)
B4	BRICK SOLDIER COURSE HEAD (3 COURSE) - TYPICAL
B5	SUB-GRADE BRICK GROUT SOLID - TYPICAL
B6	MORTAR NET - TYPICAL
B7	WEEP HOLE - TYPICAL
B8	BRICK TIE/ ANCHOR
B9	VERTICAL BRICK RELIEF, 1 1/2" RECESS
B10	PRE-MANUFACTURED STRETCHER BRICK TERMINATION - TYPICAL
B11	BRICK ENTABLATURE: (4) CORBEL, (2) STANDARD
B12	THRU-WALL/ EMBEDDED COPPER FLASHING
B13	FLEXIBLE FLASHING TAPE
B14	COMPRESSIBLE FILLER (CLOSED CELL)
B15	1 1/2" AIR SPACE - TYPICAL
C1	STRUCTURAL STEEL
C2	STEEL LINTEL (LOOSE)
C3	STEEL RELIEVING ANGLE
C4	STEEL TUBE
C5	STEEL HANDRAIL POST W/ SHEET MEMBRANE FLASHING BOOT
C6	STEEL ANGLE
C7	STEEL PIPE HANDRAIL (PAINTED)
C8	STEEL SPIRAL STAIR (W/ WOOD TREADS & STEEL HANDRAIL)
C9	SQUARE ALUMINUM 42" HIGH HANDRAIL SYSTEM, BLACK (PRE-FABR)
C10	STAINLESS STEEL CANOPY SUPPORT SYSTEM
C11	METAL PLATE/CLIP - REFER TO STRUCTURAL DRAWINGS - TYPICAL
C12	METAL STUD
C13	PVC SLEEVE (CAST IN CONC.) NON SHRINK EPOXY GROUT
D1	WOOD FRAME WALL CONSTRUCTION - TYPICAL
D2	STRUCTURAL "OSB" SHEATHING (REFER TO STRUCTURAL) - TYPICAL
D4	WOOD BLOCKING
D5	WOOD NAILER
D6	WOOD FRAME FLOOR TRUSS SYSTEM - TYPICAL
D7	3/4" STRUCTURAL FLOOR SHEATHING - TYPICAL
D8	FIRE RETARDANT TREATED LUMBER - TYPICAL
D9	P.T. 2x_ SILL PLATE - TYPICAL
D10	BUILT-UP 2x_ - TYPICAL
D11	WOOD FRAME ROOF TRUSS SYSTEM - TYPICAL
D12	TAPERED DECK JOISTS (TAPER 1/2" / FT - TAPER MIN. PER STRUCTUR)
D13	DECK SHEATHING (REFER TO STRUCTURALS) - TYPICAL
D14	P.T. SLEEPER W/ EPDM SOLES THREE SIDES (GLUE) - TYPICAL
D15	LVL BEAM/ HEADER
E1	1x6 WOOD TRIM - TYPICAL
E2	1x4 WOOD TRIM - TYPICAL
E3	1x6 WOOD (POPLAR) BASEBOARD W/ 3/4" QUARTER ROUND - TYPIC
E4	WOOD BASE - REFER TO INTERIOR ELEVATIONS/ FINISH SCHEDULE - T
E5	1x4 WOOD (POPLAR) TRIM, PAINTED - TYPICAL
E6	1x_ WOOD (POPLAR) EXTENSION JAMBS, PAINTED (FIELD APPLIED) -
E7	1x_ WOOD (POPLAR) SILL PAINTED FINISH (FIELD APPLIED) - TYPICAL
E8	PAINTED MDF CLOSET SHELF & PAINTED WOOD ROD
E9	SOLID SURFACE SHOWER SEAT
E10	MILLWORK
F1	CEMENTITIOUS WATERPROOFING
F2	FLUID APPLIED WATERPROOFING MEMBRANE
F3	EXTRUDED POLYSTYRENE BOARD INSULATION (R-10 MIN.)
F4	CELLULOSIC FIBER INSULATION (FULL THICKNESS)
F5	VAPOR RETARDER (UNDER SLAB)
F6	FOAM-IN-PLACE INSULATION SEALANT
F7	CLOSED CELL SPRAY FOAM INSULATION (R-21)
F8	CLOSED CELL SPRAY FOAM INSULATION (R-30)
F9	CLOSED CELL SPRAY FOAM INSULATION (R-35)
F10	OPEN CELL SPRAY FOAM INSULATION (FULL THICKNESS)
F11	POLYISOCYANURATE BOARD INSULATION (POLYISO) - R-20 MIN
F12	POLYISO TAPERED RIGID INSULATION (1/4" MIN TAPER) - R-20 MIN. TYPICAL
F13	WEATHER BARRIER (SHEET W/ OVERLAP) - TYPICAL
F14	WEATHER BARRIER FLASHING TAPE
F15	FOUNDATION WEATHER BARRIER TAPE - TYPICAL
F16	VAPOR BARRIER - TYPICAL
F17	PRE-FABRICATED SILL DRAINAGE PAN (WINDOWS)
F18	COPPER PAN FLASHING W/ WELDED SEAMS, TYP. @ ALL EXTERIOR DECK DOORS
G1	EPDM RUBBER DECK ROOFING - TYPICAL
G2	EPDM @ PARAPET WALL - TYPICAL
G3	METAL TRANSITION STRIP - TYPICAL
G4	TERMINATION BAR
G5	EPDM REINFORCING STRIP - TYPICAL
G6	NEOPRENE GASKET/ EXPANSION JOINT BULB - TYPICAL
G7	EPDM PIPE FLASHING
G8	ROOF DRAIN
G9	ROOF HATCH
G10	DRAINAGE MAT
G11	CAPILLARY WEEP
H1	COPPER SHEET FLASHING
H2	ALUMINUM SHEET FLASHING (BRONZE FINISH)
H3	PAINTED STEEL SHEET FLASHING
H4	METAL ROOF EDGE STRIP - TYPICAL
H5	COUNTER FLASHING - TYPICAL
H6	METAL COPING - TYPICAL
H7	METAL FASCIA'S, RAKES AND SOFFITS - TYPICAL
H8	ICE AND WATER SHIELD FLASHING - TYPICAL
H9	5" CLOSED ALUMINUM SQUARE GUTTER & DOWNSPOUT, GREY
H10	METAL FLASHING
H11	WINDOW/DOOR FLASHING SYSTEM - TYPICAL
H12	FLASHING TAPE
I1	12" CEMENTITIOUS SIDING (10" EXPOSURE) W/ METAL BACK FLASHING - TYPICAL
I2	5/8x4 CEMENTITIOUS TRIM
I3	5/8x6 CEMENTITIOUS TRIM
I4	1x6 CEMENTITIOUS TRIM
I5	1x8 CEMENTITIOUS TRIM
I6	1x10 CEMENTITIOUS TRIM
I7	1x_ CEMENTITIOUS SOFFIT PANEL
I8	1x_ CEMENTITIOUS TRIM
J1	CEMENTITIOUS SPRAY FIRE RESISTIVE MATERIAL - TYPICAL
J2	FIRE STOPPING
K1	SILL SEALANT - TYPICAL
K2	BACKER ROD (CLOSED CELL) & SEALANT @ BRICK VENEER - TYPICAL
K3	BACKER ROD (CLOSED CELL) & SEALANT (HEAD, JAMB AND SILL) - TYPICAL
K4	CONTROL JOINT W/ CLOSED CELL FOAM FILLER
L1	WOOD DOOR
L2	HOLLOW METAL FRAME W/ SOUND/ SMOKE SEAL
L3	STEEL DOOR (INSULATED)
L4	ALUMINUM FRAME W/ SOUND/ SMOKE SEAL
L5	ALUMINUM DOOR
L6	ALUMINUM DOOR SILL (ADA)
L7	WOOD CLAD DOOR (EXTERIOR)
L8	FIELD APPLIED EXTERIOR DOOR CASING BY MANUFACTURER
L9	METAL OVERHEAD ROLLING DOOR SYSTEM
M1	RESIDENTIAL WOOD CLAD WINDOW
M2	FACTORY MULL (ONLY NARROW MULL) - TYPICAL
M3	FIELD APPLIED EXTERIOR WINDOW CASING BY MANUFACTURER
M4	ALUMINUM STOREFRONT WINDOW SYSTEM
M5	SKYLIGHT W/ FALL PROTECTION GLAZING
N1	EXTERIOR FIRE CODE SHEATHING (DENS GLASS) - TYPICAL
N2	FIRE CODE TYPE "X" GWB
N3	FIRE CODE TYPE "C" GWB
N4	MOISTURE & MOLD RESISTANT GWB
N5	DENS DECK GWB SHEATHING
N6	INTERIOR GWB SHEATHING
N7	GWB FIRE RATED SHAFT WALL ASSEMBLY
N8	TILE BACKER BOARD
N9	1/2" RESILIENT CHANNEL - TYPICAL
N10	7/8" HAT CHANNEL W/ GENIE CLIPS - TYPICAL
N11	7/8" HAT CHANNEL
O1	SUSPENDED NON-RATED EXTERIOR GWB CEILING
O2	SUSPENDED ACOUSTICAL CEILING
O3	WOOD FIBERCORE CEILING
O4	5" VINYL V-GROOVE CEILING W/ SCOTIA - TYPICAL
P1	FLOOR TILE
P2	WALL TILE
P3	CARPET
P4	RECESSED ENTRY MAT
P5	PRE-ENGINEERED FLOATING HARDWOOD FLOOR - TYPICAL
P6	COMPOSITE EXTERIOR DECKING
P7	VCT
P8	FLOORING TRANSITION STRIP
Q1	RECESSED LIGHT (CEILING MOUNT) - TYPICAL
Q2	RECESSED LIGHT (WALL MOUNT) - TYPICAL, 18" AFF.
Q3	WALL SCONCE
R1	CRUSHED ROCK
R2	COMPACTED SAND
R3	COMPACTED FILL
R4	FILTER FABRIC
R5	SAND BASE
R6	OLD PORT PAVEMENT SIDEWALK - TYPICAL
R7	BITUMINOUS PAVING - TYPICAL
R8	RADDON/SUB-SURFACE SOL. MITIGATION SYSTEM (VENT THRU ROOF)
R9	VAPOR RETARDER
R10	GEOTEXTILE FABRIC
R11	WATER STOP
R12	SUB-SURFACE GROUND IMPROVEMENT



**MARK  
MUELLER  
ARCHITECTS**  
A.I.A.  
100 Commercial Street  
Suite 205  
Portland, Maine 04101  
Phone: 207.774.9057  
Email: rfi@muellerarchitects.com

© COPYRIGHT 2016  
MARK MUELLER ARCHITECTS

**62**  
**I  
N  
D  
I  
A**

INDIA STREET  
NEIGHBORHOOD  
PORTLAND, MAINE

**DETAILS**

DATE	JUNE 2016
PROJECT	INDIA STREET
DRAWN BY	...
CHECK BY	MAM

**CONSTRUCTION SET**  
NOVEMBER 18, 2016  
**A-5.3**