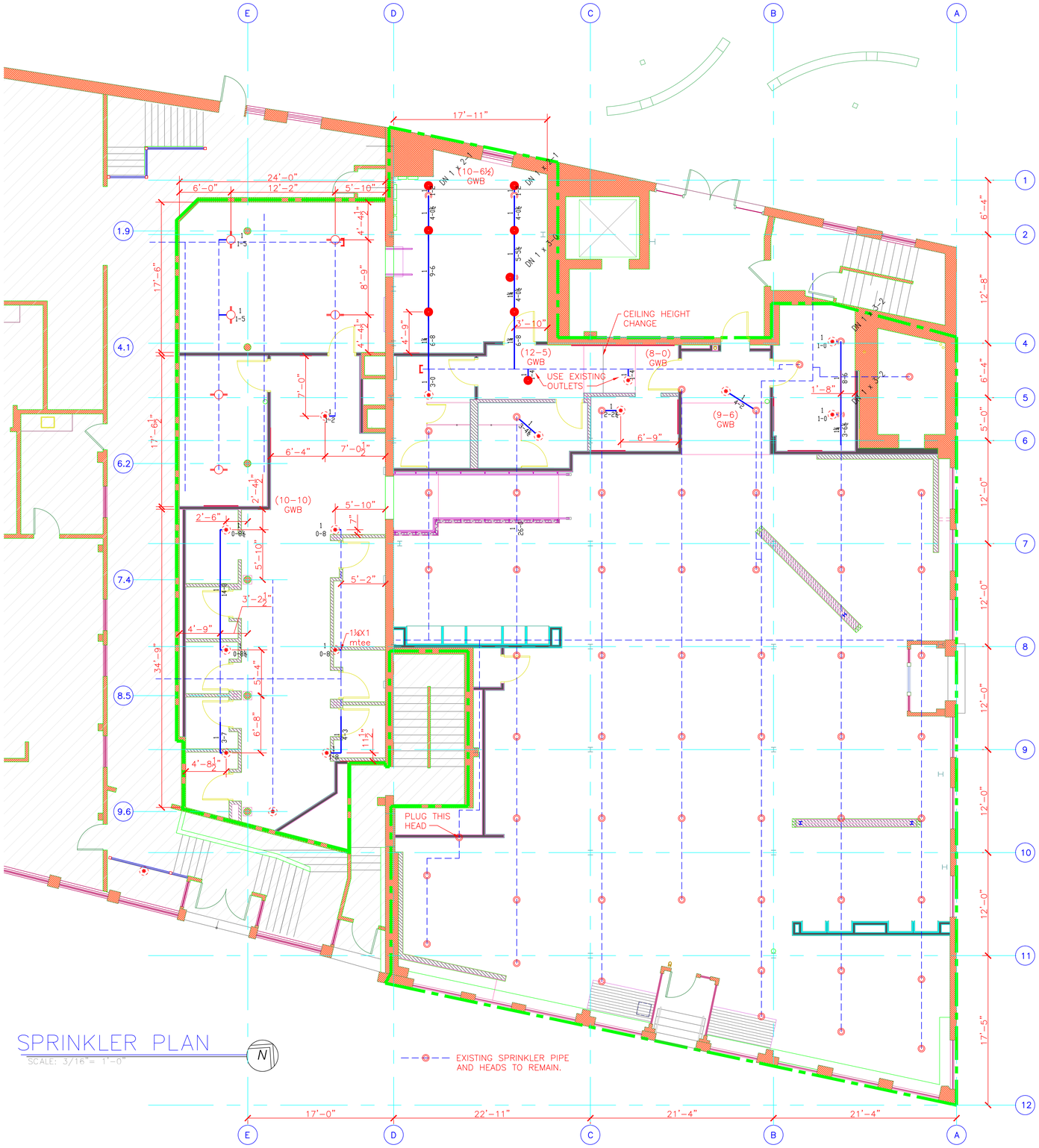

SPRINKLER PLAN

SCALE: 3/16" = 1'-0"

GENERAL NOTES:

- IT IS THE BUILDING OWNERS RESPONSIBILITY TO PROVIDE ADEQUATE HEAT FOR ALL AREAS IN THE BUILDING PROTECTED BY WET SPRINKLER SYSTEMS AND FOR ALL WATER FILLED SUPPLY PIPES, VALVES AND SYSTEM RISERS IN ALL DRY PIPE SPRINKLER SYSTEMS.
- ALL NEW PIPING IS TO BE HYDROSTATICALLY TESTED AT NOT LESS THAN 200 PSI FOR 2 HOURS, OR AT 50 PSI IN EXCESS OF THE MAXIMUM PRESSURE, WHEN THE MAXIMUM PRESSURE TO BE MAINTAINED IS IN EXCESS OF 150 PSI. (PER NFPA 13)
- WHETHER OR NOT INDICATED ON DRAWINGS, THE FOLLOWING ITEMS ARE TO BE PROVIDED:
  . SPARE HEAD CABINET WITH WRENCH (NFPA 13).
  . PROVISIONS FOR FLUSHING CONNECTIONS AND DRAINING OF ALL PIPE.
  . INSPECTORS TEST CONNECTION SHALL BE PROVIDED FOR EACH SYSTEM
    A) FOR WET PIPE SYSTEMS SEE NFPA 13)
    B) FOR DRY PIPE SYSTEMS SEE NFPA 13)
  . AIR PRESSURE SHALL BE MAINTAINED ON ALL DRY PIPE SYSTEMS BY AN APPROVED AUTOMATIC AIR COMPRESSOR OR PLANT AIR SYSTEM SPECIFICALLY APPROVED FOR AND CAPABLE OF AUTOMATICALLY MAINTAINING THE REQUIRED AIR PRESSURE.
  . WET PIPE SYSTEMS SHALL BE PROVIDED WITH A RELIEF VALVE NOT LESS THAN 1/2" IN SIZE. (NFPA 13).
- ALL PIPE 1" SHALL BE SCHEDULE 40 STEEL WITH MALLEABLE IRON FITTINGS.
- ALL PIPE 1¼" AND LARGER, SHALL BE SCHEDULE 10 STEEL, WITH GROOVED COUPLINGS AND VICTAULIC" MECHANICAL FITTINGS OR EQUIVALENT.
- ALL MECHANICAL TRADES ARE TO COORDINATE THEIR WORK WITH SPRINKLER WORK AS SHOWN ON THESE PLANS.
- ALL HANGERS AND LOCATIONS ARE TO BE IN ACCORDANCE WITH N.F.P.A. 13.
- ALL SPRINKLER HEADS LOCATED IN SUSPENDED CEILING TILES ARE TO BE LOCATED IN AN AESTHETIC PLEASING PATTERN NO CLOSER THAN 3" TO ANY CEILING T-BAR.
- ALL PIPING IS TO BE PITCHED IN ACCORDANCE WITH N.F.P.A. 13.
- HYDRAULIC DATA REFERENCE POINTS: (25)
- CENTER LINE OF PIPE ABOVE FINISH FLOOR 12'-0" BELOW DECK (12")
- PROTECTIVE CAPS ARE TO REMAIN ON THE SPRINKLER HEADS UNTIL AFTER CEILINGS ARE INSTALLED.
- WORK IS LIMITED TO THE WORK SHOWN ON THESE DOCUMENTS.

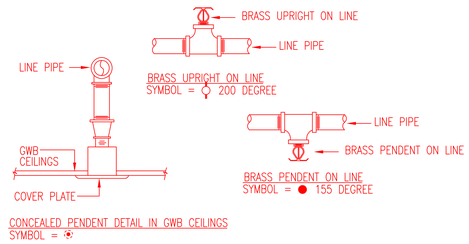

SPRINKLER HEAD DETAILS

N.T.S.

SUBMITTAL COPY

1. Type of Hazard LIGHT/ORDINARY
2. Pipe Type Used BLK SCH 10/40
5. Type of Construction NON COMBUSTIBLE
6. Maximum Spacing Allowed PER NFPA 13
7. PIPE SIZING METHOD: PIPE SCHEDULE ■ HYDRAULICALLY CALCULATED ☐
8. ALL HANGERS AND LOCATIONS TO BE IN ACCORDANCE WITH N.F.P.A. PAMPHLET NO. 13
9. HIGH DEGREE TEMPERATURE SPRINKLER HEADS TO BE INSTALLED IN ACCORDANCE WITH N.F.P.A. PAMPHLET NO. 13
2. Deflector Distance PER SPEC
4. Sprinkler Area PER SPEC

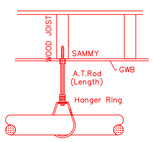

HANGER DETAILS

N.T.S.

HANGERS	
AS SHOWN IN DETAIL	

ABBREVIATIONS	
B	Bottom of Beam
D	Bottom of Deck
P	Bottom of Pipe
HV	Hose Valve
N & C	Nipple and Cap
NIC	Not in Contract
NTS	Not to Scale
OBJ	Open Bar Joists
PRV	Pressure Red Valve
RM	Roof Manifold
SP	Standpipe
TOB	Top of Beam
TOP	Top of Pipe
TOS	Top of Steel
UON	Unless Otherwise Noted
CL	Centerline
NAS	No Automatic Sprinklers
OTA	Open to Above

CONTRACT RESPONSIBILITIES		
ITEM	FPC	OTHERS
STREET CONN		●
UGD MAIN		●
EXCAVATION		●
FLUSHING		●
WIRING		●
PAINTING		●
TAMPER SWITCHES	●	
FLOW SWITCHES	●	
STREET CONN		●

SPRINKLER HEAD LEGEND

SYMBOL	MAKE	MODEL	SIN	FINISH	TYPE	TEMP	NPT	ORIFICE	K-FACTOR	TOTAL
	RELIABLE	G5 56	RA3415	WHITE	CONCEAL	165° F	1/2"	1/2"	5.6	16
●	RELIABLE	F1FR 56	RA1414	BRONZE	PENDENT	155° F	1/2"	1/2"	5.6	8
	RELIABLE	F1FR 56	RA1425	BRONZE	UPRIGHT	200° F	1/2"	1/2"	5.6	6
									TOTAL →	30

SUBMITTALS		
SENT TO		
DATE SENT 11/05/14		DATE RECEIVED
I S O		
F M		
L M		
I R I		
L A		
STATE FIRE	●	
LOCAL FIRE	●	
LOCAL WATER		
OWNER	●	

LICENSE# 093 R.M.S.# 442 PERMIT # 11360

SPRINKLER SYSTEMS INC.
P.O. BOX 1285
LEWISTON MAINE
04243-1285

ANTHROPLOGIE
60 PEARL STREET
PORTLAND, MAINE 04101

CONTRACT WITH BLUE ROCK CONSTRUCTION

SYSTEM TYPE	
WET	■
DRY	☐
DELUGE	☐
PREACTION	☐
ME. LIFE	☐
HYDRO-PRO	☐

REVISIONS		
NO.	DATE	DESCRIPTION

SCALE	AS NOTED
DRAWN BY	JJP
CHECKED BY	CDS
DATE	11/03/2014
TOTAL SPKRS ON JOB	30
SHEET#	1 of 1
JOB#	14112