

Features

- Terminals Marked with Polarity to assist with installation
- Duplicate terminals for in and out SLC wiring
- Terminals accept 22 to 12 AWG wire sizes
- Installs on single gang, double gang, octagon or 4” square box
- Locking tab prevents unauthorized detector removal
- Product includes 5 year warranty



Application

The Potter PAD100-6DB and PAD100-4DB detector bases are used to install Potter’s addressable smoke and heat detectors. The PAD100-6DB will mount on a single gang, double gang, octagon or 4” square electrical box.

Description

The PAD100-6DB and PAD100-4DB are low-profile, surface mount bases used with Potter’s addressable detectors. The base uses screw-clamp terminals that accept wire ranging from 22 to 14 AWG. When installed on recessed electrical boxes the PAD100-6DB is wide enough to completely cover the back box and the immediate surrounding area. The base is equipped with a locking tab to deter unauthorized removal of the attached detector.

Technical Specifications

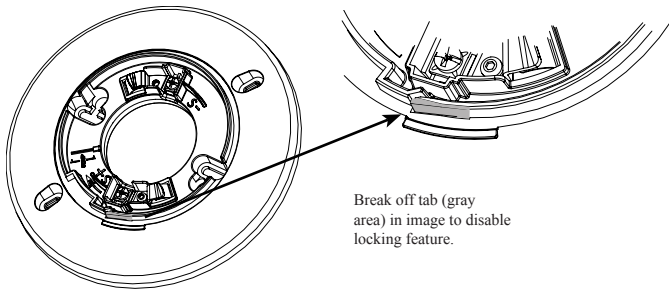
Mounting Options	Single gang, double gang, octagon, and 4” square box
Terminals	Screw-Clamp Type
Wire Gauge	22 to 12 AWG
Dimensions	Diameter: 6.3 in (166 mm) Height 0.72 in (18 mm)
Shipping Weight	87g (3.07 oz)
Material	Durable Plastic

Locking Feature

The PAD100-6DB and PAD100-4DB include a locking feature that prevents removal of the detector without using a tool.

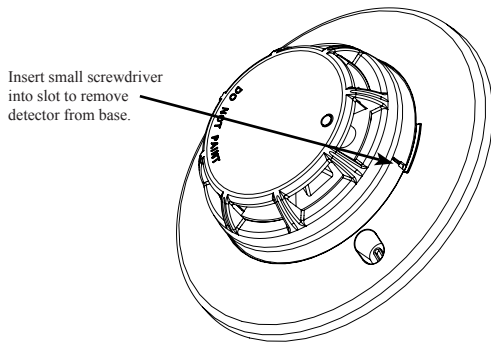
1. To eliminate this feature, break off the locking tab (refer to Figure 1), and then install the detector.

Fig. 1



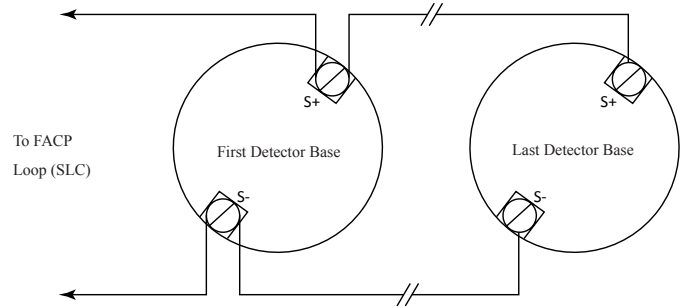
2. To remove the detector from the base when the locking feature has been enabled, insert a small screw driver into the slot on the base to push the plastic tab while simultaneously turning the detector head counter-clockwise.

Fig. 2



Wiring Diagram

Fig. 3



Ordering Information

Model	Description	Stock No.
PAD100-6DB	6" Sensor Base	3992732
PAD100-4DB	4" Sensor Base	3992731