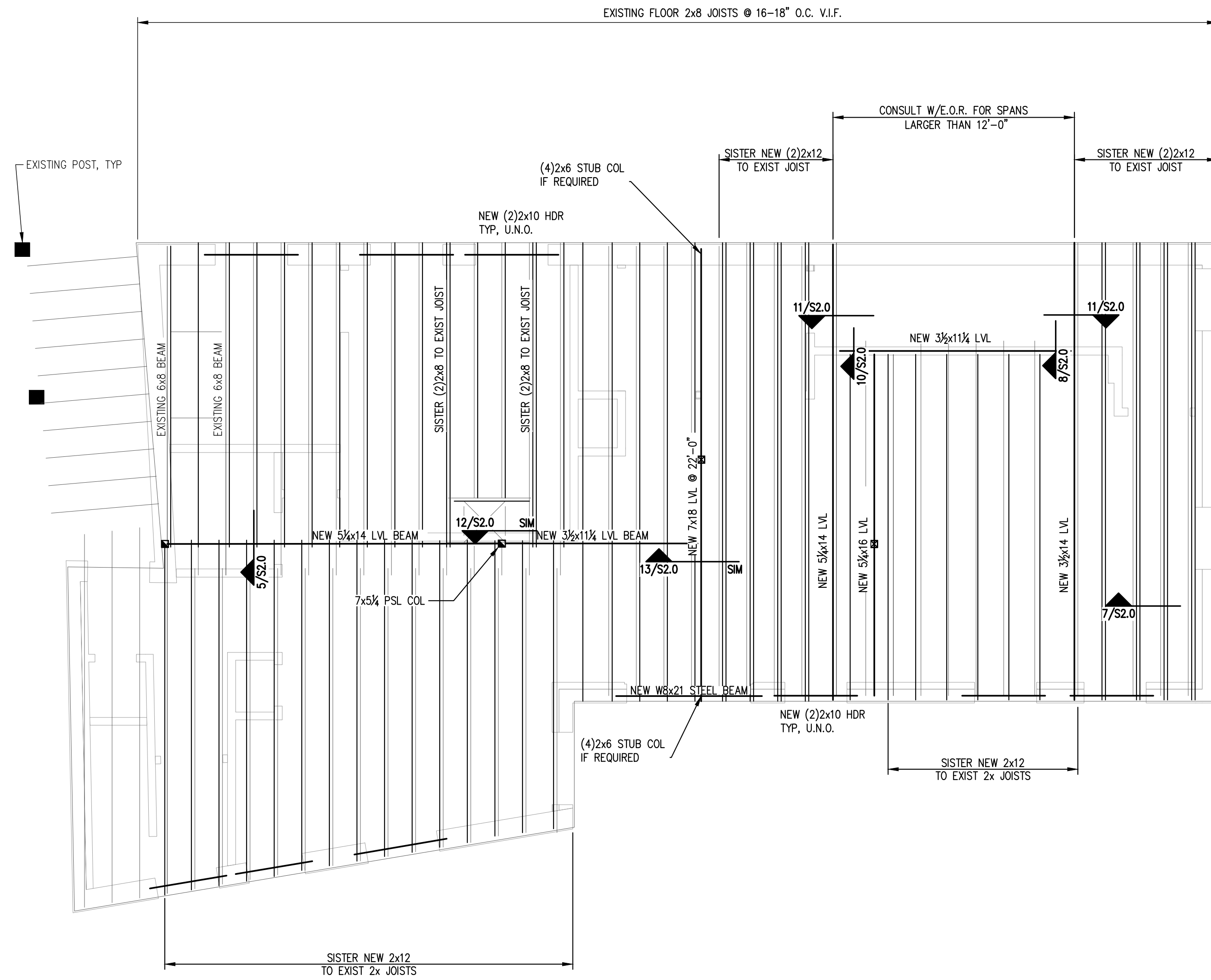


PLAN
NORTH

PRINTED: Dec 01, 2017




- NOTES:
1. PROVIDE SIMPSON JOIST HANGERS AT ALL JOIST ENDS, TYP.
 2. SEE PLAN FOR TYPICAL HEADER SIZES
 3. ALL HEADERS AND BEAMS SHALL HAVE SHALL BE SUPPORTED BY (3)2x6 COLUMNS U.N.O. ON PLAN
 4. ALL COLUMN LOAD PATHS ARE TO BE CONTINUOUS TO FOUNDATION WALL OR FOOTING
 5. DAMAGED EXISTING RAFTERS AND JOISTS SHALL BE REMOVED AND REPLACED AS REQUIRED, THEN FORTIFIED PER PLAN

PLAN LEGEND

	BEARING WALL
	SHEAR WALL
	BEAM
	HSS COLUMN
	COLUMN FROM ABOVE
	COLUMN BELOW
	COLUMN ABOVE AND BELOW
	HOLD-DOWN
	STEEL MOMENT CONNECTION

SECOND FLOOR FRAMING PLAN


SCALE: 1/4"=1'-0"



424 Fore Street
 Portland, ME 04101
 Phone 207.842.2800
 Fax 207.842.2828
 www.cascobayengineering.com

CLIENT:
BARRETT MADE

48 UNION WARF
 PORTLAND, MAINE 04101



12-1-17

33 HAMPSHIRE STREET
 PORTLAND, MAINE

PROPOSED RENOVATION

No.	DESCRIPTION	ISSUE FOR CONSTRUCTION	DR.	CHK.	DATE
			BY	BY	ED
0			CD	ED	12-1-17

SHEET TITLE:

**SECOND FLOOR
 FRAMING PLAN**

DESIGNED: SD
 DRAWN: SD
 DATE: 10-18-17
 PROJECT NUMBER: 17-089

S1.2