DOOR SCHEDULE - FIRST & SECOND FLOORS

MARK	LOCATION	DESCRIPTION	DOOR WIDTH	DOOR HEIGHT	DOOR THICK	DOOR MATERIAL	DOOR TYPE	FRAME MATERIAL	FRAME TYPE	FRAME HEAD	FRAME JAMB	FRAME SILL	FRAME THROAT WIDTH	HARDWARE	RATING	NOTES
101	106	WD. ENTRY	3'-0"	7'-0"	1 3/4"	WD	D1	HM	F1	--	--	--	--	--	--	--
102	106	WD. ENTRY. PAIRED	3'-0"	7'-0"	1 3/4"	WD	D2	HM	F2	--	--	--	--	--	--	--
103	105	RATED MTL. SWING	3'-0"	7'-0"	1 3/4"	MTL	D3	HM	F1	--	--	--	--	--	120 MIN	--
104	105	ROLL-UP	8'-6"	7'-0"	1 3/4"	WD	D4	WD	F3	--	--	--	--	--	--	--
104A	105	WD. SWING	3'-0"	7'-0"	1 3/4"	WD	D5	WD	F4	--	--	--	--	--	--	--
105	107	WD. SWING	3'-0"	7'-0"	1 3/4"	WD	D5	WD	F4	--	--	--	--	--	--	--
106	104	WD. SWING	3'-0"	7'-0"	1 3/4"	WD	D5	WD	F4	--	--	--	--	--	--	--
107	103	WD. SWING	3'-0"	7'-0"	1 3/4"	WD	D5	WD	F4	--	--	--	--	--	--	--
108	EX01	WD. ENTRY	3'-0"	7'-0"	1 3/4"	WD	D5	HM	F4	--	--	--	--	--	--	--
109	ST01	WD. SWING	2'-2"	7'-0"	1 3/4"	WD	D6	WD	F5	--	--	--	--	--	--	--
110	ST01	RATED MTL. SWING	3'-0"	7'-0"	1 3/4"	MTL	D3	HM	F1	--	--	--	--	--	120 MIN	--
111	ST01	WD. ENTRY	3'-0"	7'-0"	1 3/4"	WD	D5	HM	F4	--	--	--	--	--	--	--
112	EX01	MTL. GATE	3'-0"	7'-0"	1 3/4"	MTL	D11	MTL	F8	--	--	--	--	PANIC	--	--
113	ST02	RATED MTL. SWING	3'-0"	7'-0"	1 3/4"	MTL	D3	HM	F4	--	--	--	--	--	120 MIN	--
201	ST01	WD. ENTRY	3'-0"	7'-0"	1 3/4"	WD	D5	HM		--	--	--	--	--	--	--
202	203	RATED MTL. SWING	3'-0"	7'-0"	1 3/4"	MTL	D3	HM	F1	--	--	--	--	--	120 MIN	--
203	201	WD. SWING	3'-0"	7'-0"	1 3/4"	WD	D7	HM	F1	--	--	--	--	--	60 MIN	--
203A	201	WD. SWING	2'-0"	7'-0"	1 3/4"	WD	D8	WD	F6	--	--	--	--	--	--	--
204	202	WD. SWING	3'-0"	7'-0"	1 3/4"	WD	D7	HM	F1	--	--	--	--	--	60 MIN	--
204A	202	WD. SWING	2'-0"	7'-0"	1 3/4"	WD	D8	WD	F6	--	--	--	--	--	--	--
205	204	WD. SWING	3'-0"	7'-0"	1 3/4"	WD	D7	HM	F1	--	--	--	--	--	60 MIN	--
205A	205	WD. SWING	3'-0"	7'-0"	1 3/4"	WD	D5	WD	F4	--	--	--	--	--	--	--
206	207	WD. SWING	3'-0"	7'-0"	1 3/4"	WD	D7	HM	F1	--	--	--	--	--	60 MIN	--
207	208	WD. SWING	3'-0"	7'-0"	1 3/4"	WD	D7	HM	F1	--	--	--	--	--	60 MIN	--
208	206	WD. SWING	3'-0"	7'-0"	1 3/4"	WD	D7	HM	F1	--	--	--	--	--	60 MIN	--
209	ST02	RATED MTL. SWING	3'-0"	7'-0"	1 3/4"	MTL	D3	HM	F1	--	--	--	--	--	120 MIN	--
210	209	WD. SWING	3'-0"	7'-0"	1 3/4"	WD	D7	HM	F1	--	--	--	--	--	60 MIN	--

NOTES:

1. GENERAL CONTRACTOR SHALL CONFIRM ALL JAMB DEPTH DIMENSIONS PRIOR TO PLACING THE DOOR ORDER.
2. ALL GLASS TO BE TEMPERED AS REQUIRED BY CODE.
3. ALL WINDOWS AND DOORS TO CONFORM WITH MUBEC REQUIREMENTS.

WINDOW SCHEDULE

TYPE	MANUF.	MODEL	OPERATION	FRAME SIZE WIDTH	FRAME SIZE HEIGHT	FRAME SIZE JAMB	DETAILS HEAD	DETAILS JAMB	DETAILS SILL	SCREEN	GLAZING	NOTES
EX												EXISTING TO REMAIN

NOTES:

1. ALL EXISTING WINDOWS TO REMAIN UNLESS NOTED OTHERWISE.

DOOR SCHEDULE - THIRD & FOURTH FLOORS

MARK	LOCATION	DESCRIPTION	DOOR WIDTH	DOOR HEIGHT	DOOR THICK	DOOR MATERIAL	DOOR TYPE	FRAME MATERIAL	FRAME TYPE	FRAME HEAD	FRAME JAMB	FRAME SILL	FRAME THROAT WIDTH	HARDWARE	RATING	NOTES
301	304	WD. ENTRY	3'-0"	7'-0"	1 3/4"	WD	D7	HM	F1	--	--	--	--	--	--	--
302	303	RATED MTL. SWING	3'-0"	7'-0"	1 3/4"	MTL	D3	HM	F1	--	--	--	--	--	120 MIN	--
303	301	WD. SWING	3'-0"	7'-0"	1 3/4"	WD	D7	HM	F1	--	--	--	--	--	60 MIN	--
303A	301	WD. SWING	2'-0"	7'-0"	1 3/4"	WD	D8	WD	F6	--	--	--	--	--	--	--
304	302	WD. SWING	3'-0"	7'-0"	1 3/4"	WD	D7	HM	F1	--	--	--	--	--	60 MIN	--
304A	302	WD. SWING	2'-0"	7'-0"	1 3/4"	WD	D8	WD	F6	--	--	--	--	--	--	--
305	304	RATED MTL. SWING	3'-0"	7'-0"	1 3/4"	MTL	D3	HM	F1	--	--	--	--	--	120 MIN	--
305A	304	WD. SWING. PAIRED	4'-0"	7'-0"	1 3/4"	WD	D9	WD	F7	--	--	--	--	--	--	--
305B	304	WD. SWING. PAIRED	3'-0"	7'-0"	1 3/4"	WD	D10	WD	F4	--	--	--	--	--	--	--
305C	305	WD. SWING	3'-0"	7'-0"	1 3/4"	WD	D5	WD	F4	--	--	--	--	--	--	--
306	307	WD. SWING	3'-0"	7'-0"	1 3/4"	WD	D7	HM	F1	--	--	--	--	--	60 MIN	--
307	308	WD. SWING	3'-0"	7'-0"	1 3/4"	WD	D7	HM	F1	--	--	--	--	--	60 MIN	--
308	306	WD. SWING	3'-0"	7'-0"	1 3/4"	WD	D7	HM	F1	--	--	--	--	--	60 MIN	--
309	ST02	RATED MTL. SWING	3'-0"	7'-0"	1 3/4"	MTL	D3	HM	F1	--	--	--	--	--	120 MIN	--
310	309	WD. SWING	3'-0"	7'-0"	1 3/4"	WD	D7	HM	F1	--	--	--	--	--	60 MIN	--
401	404	WD. ENTRY	3'-0"	7'-0"	1 3/4"	WD	D5	HM	F4	--	--	--	--	--	--	--
402	403	WD. SWING	3'-0"	7'-0"	1 3/4"	WD	D3	WD	F1	--	--	--	--	--	120 MIN	--
403	401	WD. SWING	3'-0"	7'-0"	1 3/4"	WD	D7	HM	F1	--	--	--	--	--	60 MIN	--
403A	401	WD. SWING	2'-0"	7'-0"	1 3/4"	WD	D8	WD	F6	--	--	--	--	--	--	--
404	402	WD. SWING	3'-0"	7'-0"	1 3/4"	WD	D7	HM	F1	--	--	--	--	--	60 MIN	--
404A	402	WD. SWING	2'-0"	7'-0"	1 3/4"	WD	D8	WD	F6	--	--	--	--	--	--	--
405	404	WD. SWING	3'-0"	7'-0"	1 3/4"	WD	D3	WD	F1	--	--	--	--	--	120 MIN	--
405A	404	WD. SWING. PAIRED	4'-0"	7'-0"	1 3/4"	WD	D9	WD	F7	--	--	--	--	--	--	--
405B	404	WD. SWING. PAIRED	3'-0"	7'-0"	1 3/4"	WD	D10	WD	F4	--	--	--	--	--	--	--
405C	405	WD. SWING	3'-0"	7'-0"	1 3/4"	WD	D5	WD	F4	--	--	--	--	--	--	--
406	407	WD. SWING	3'-0"	7'-0"	1 3/4"	WD	D7	HM	F1	--	--	--	--	--	60 MIN	--
407	408	WD. SWING	3'-0"	7'-0"	1 3/4"	WD	D7	HM	F1	--	--	--	--	--	60 MIN	--
408	406	WD. SWING	3'-0"	7'-0"	1 3/4"	WD	D7	HM	F1	--	--	--	--	--	60 MIN	--
409	ST02	WD. SWING	3'-0"	7'-0"	1 3/4"	WD	D3	WD	F1	--	--	--	--	--	120 MIN	--
410	409	WD. SWING	3'-0"	7'-0"	1 3/4"	WD	D7	HM	F1	--	--	--	--	--	60 MIN	--

NOTES:

1. GENERAL CONTRACTOR SHALL CONFIRM ALL JAMB DEPTH DIMENSIONS PRIOR TO PLACING THE DOOR ORDER.
2. ALL GLASS TO BE TEMPERED AS REQUIRED BY CODE.
3. ALL WINDOWS AND DOORS TO CONFORM WITH MUBEC REQUIREMENTS.

ADA PLUMBING FIXTURES

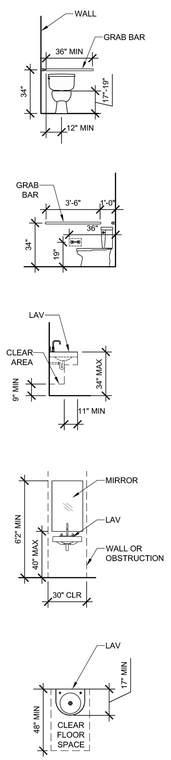

NOTES:

1. REFER TO PLANS & ELEVATIONS FOR ACTUAL LAYOUT OF TOILET ROOMS AND QUANTITIES OF TOILET FIXTURES & ACCESSORIES.
2. THIS DRAWING IS FOR PURPOSES OF LOCATION OF TYPICAL ITEMS IN ADA TOILET/SHOWER ROOMS. REFER TO OTHER DRAWINGS & SPECIFICATIONS FOR COMPLETE DESCRIPTION OF ITEMS REQUIRED. ALL REQUIRED ITEMS MAY NOT BE SHOWN.

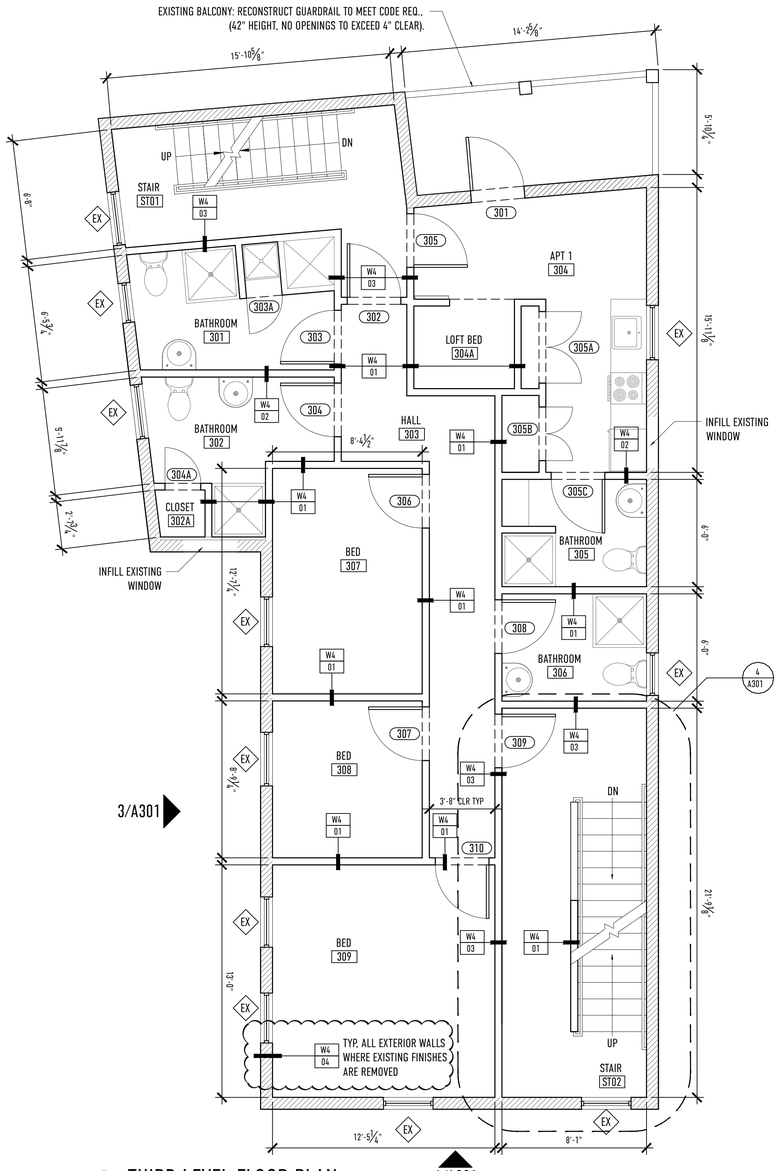

1 THIRD LEVEL FLOOR PLAN
1/4" = 1'-0"

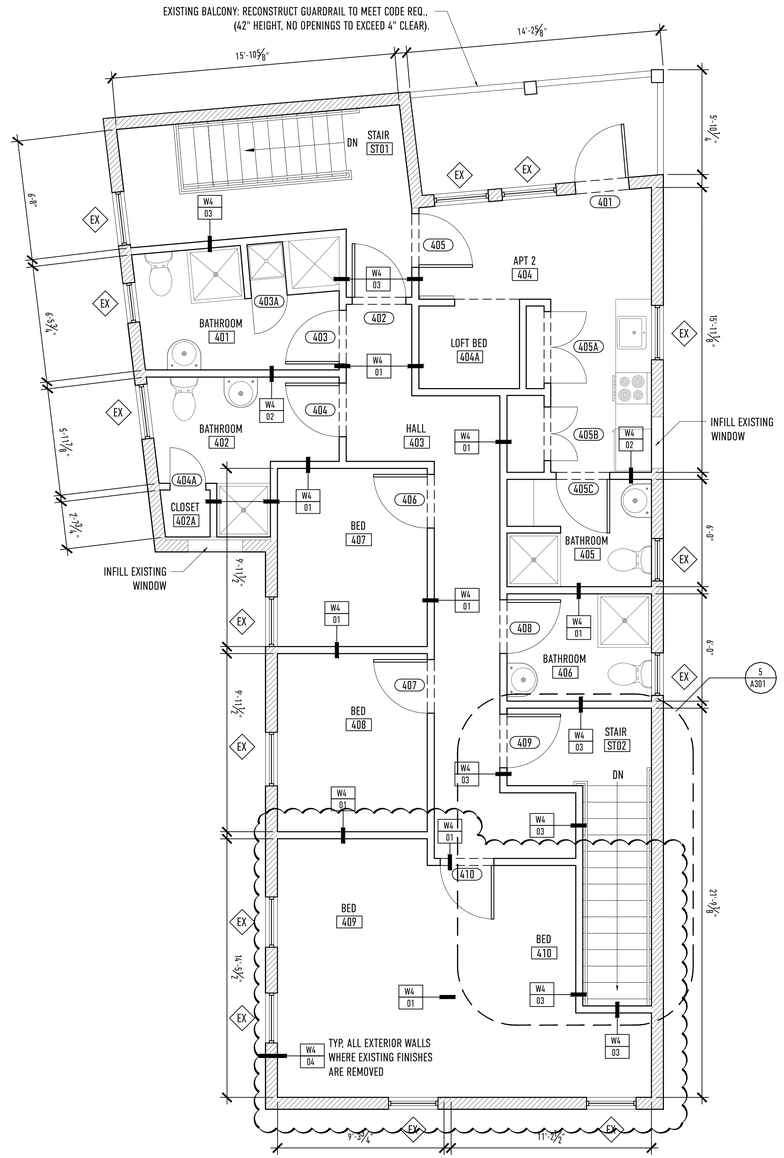

2 FOURTH LEVEL FLOOR PLAN
1/4" = 1'-0"

Reviewed for Code Compliance
Inspection Services
Department of Building Services
Date: 08/31/17

LICENSED ARCHITECT
Matthew Ahlberg
4401
STATE OF MAINE

REVISIONS:
2017.8.31 | CODE REVIEW UPDATES 4TH FLOOR BR
2017.8.28 | CODE REVIEW UPDATES
2017.8.24 | CODE REVIEW UPDATES
2017.7.5 | CANOPY REMOVED

DRAWING TITLE:
A.102
33 HAMPSHIRE STREET FLOOR PLANS

PROJECT NAME:
RENOVATIONS AND ALTERATIONS
33 HAMPSHIRE STREET
PORTLAND, MAINE 04101

DATE OF ISSUE:
AUGUST 31, 2017

ISSUED FOR:
PERMIT SET

SCALE:
AS NOTED

BARRETT MADE
HOMES · SPACES · DETAILS

THIS DRAWING IS THE PROPERTY OF BARRETT MADE AND SCHUETT TO BE COPIED OR REPRODUCED IN PART OR WHOLE. 2017 BARRETT MADE