PARTITION TYPES:

W4 01 UL#404 60 MIN	5/8" TYPE X GWB (EACH SIDE); ACOUSTIC BATT INSULATION, TYP; 4" MTL STUDS 16" OC	NOTE: PARTITION TO EXTEND TO GWB CEILING ABOVE, FIRE TAPE AND CAULK AS REQUIRED AT PENETRATIONS AND EXISTING GWB CEILING
W4 02 UL-- --	5/8" GWB (EACH SIDE); ACOUSTIC BATT INSULATION, TYP; 4" MTL STUDS 16" OC	NOTE: PARTITION TO EXTEND TO GWB CEILING ABOVE, PROVIDE ACOUSTICAL SEALANT/CAULK AS REQUIRED
W4 03 UL#334 120 MIN	(2) SHEETS 5/8" TYPE X GWB (EA. SIDE); ACOUSTIC BATT INSULATION, TYP; 4" MTL STUDS 16" OC	NOTE: PARTITION TO EXTEND TO GWB CEILING ABOVE, FIRE TAPE AND CAULK AS REQUIRED AT PENETRATIONS AND EXISTING GWB CEILING
W4 04 -- 60 MIN	EXISTING EXTERIOR SIDING, UNDERLAYMENT AND 2X FRAMING VIF; MINERAL WOOL; 5/8" TYPE X	NOTE: FIELD VERIFY EXISTING EXTERIOR WALL CONDITIONS UPON DEMOLITION. PROVIDE 1 HOUR FIRE RATING FROM INSIDE ONLY IN ACCORDANCE WITH IBC SECTION 704.5 PER IBC TABLE 720.1(2) ITEM NUMBER 16-1.1/16-1.2.

GENERAL PARTITION NOTES:

1. REFER TO ROOM FINISH SCHEDULE FOR FINISH SURFACE TREATMENT AND CEILING HEIGHTS ASSOCIATED WITH PARTITIONS.
2. PROVIDE WOOD BLOCKING BETWEEN ALL STUDS TO REINFORCE GWB WALLS AT THE FOLLOWING LOCATIONS:
   A | BEHIND ALL DOORS RECEIVING WALL MOUNTED BUMPERS (DOORS INDICATED AS SWING AGAINST WALL).
   B | AT ALL WALLS SCHEDULED TO RECEIVE WALL HUNG CABINETS. SHELVING, FIXTURES, ACCESSORY AND BASE CABINETS.
3. STUD SPACING SHOWN ON PARTITION TYPES IS MINIMUM STANDARD.
4. PROVIDE ACOUSTICAL SEALANT BENEATH ALL STUD RUNNERS AND AROUND ALL PENETRATIONS IN WALLS WITH SOUND BATTS.
5. ALL BATHROOMS, JANITOR CLOSETS & KITCHENS TO HAVE 5/8" MOISTURE RESISTANT GWB/AND OR TILE BACKER BOARD.

TYPICAL CEILING ASSEMBLY:

TYP. CEILING AT EXISTING

FINISH FLOOR ON NEW 1/2" PLYWOOD SUBFLOOR ON EXISING SUBFLOOR, VIF; EXISTING CEILING FRAMING PROVIDE FIRE BLOCKING WHERE REQUIRED, VIF; 5/8" (2) TYPE 'X' GWB ON MTL FURRING

NOTE: FIRE TAPE AND CAULK AS REQUIRED AT PENETRATIONS AND WALLS, TYP

GENERAL CEILING ASSEMBLY NOTES:

1. ALL TYPICAL CEILING ASSEMBLIES TO PROVIDE 1 HR FIRE SEPARATION.

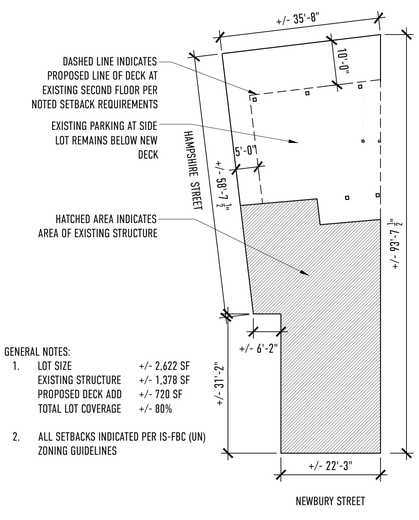

GENERAL NOTES:

1.	LOT SIZE	+/- 2,622 SF
	EXISTING STRUCTURE	+/- 1,378 SF
	PROPOSED DECK ADD	+/- 720 SF
	TOTAL LOT COVERAGE	+/- 80%
2.	ALL SETBACKS INDICATED PER IS-FBC (UN) ZONING GUIDELINES	

3 PROPOSED LOT LAYOUT PLAN
1/16" = 1'-0"

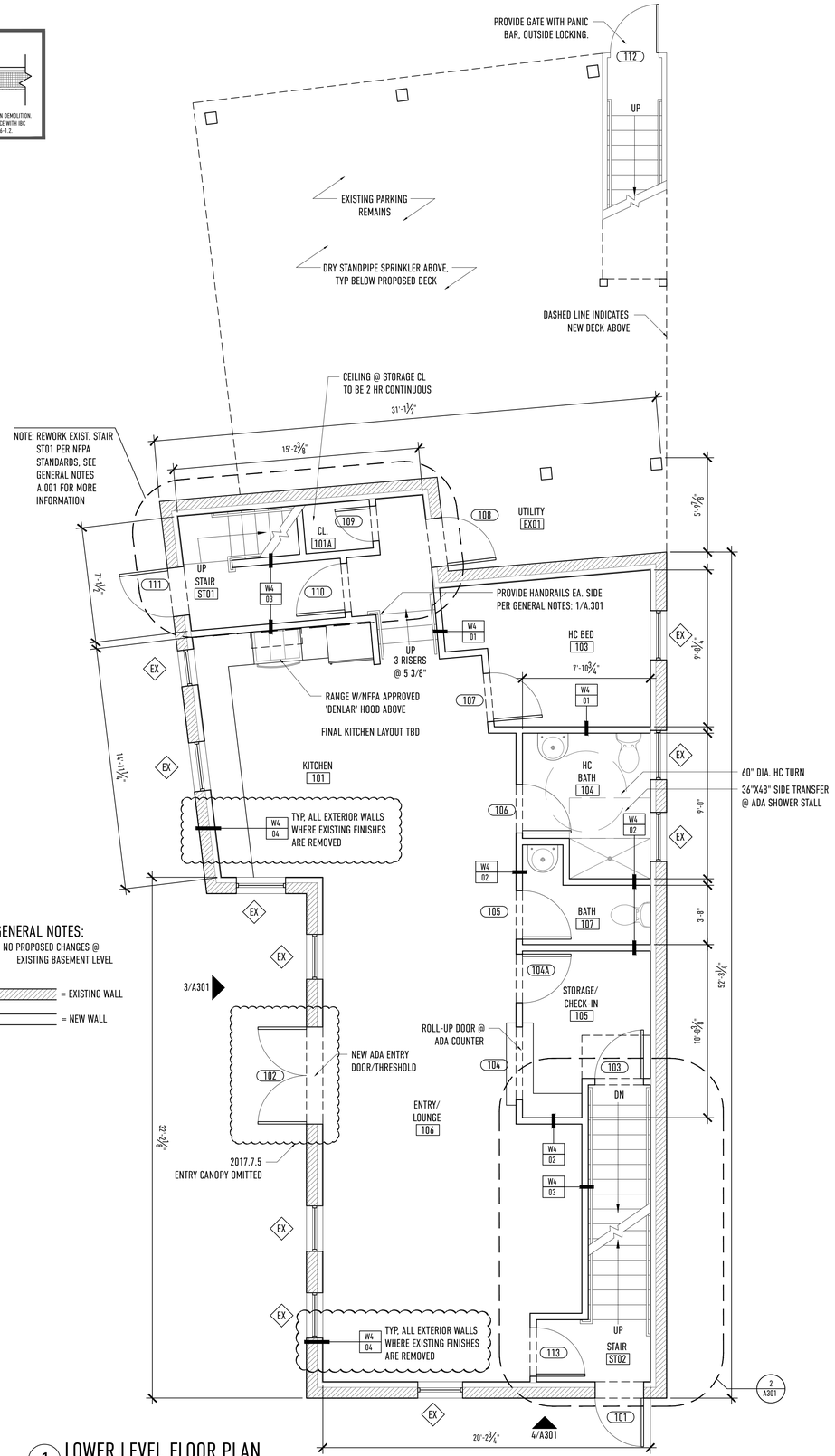

GENERAL NOTES:
1. NO PROPOSED CHANGES @ EXISTING BASEMENT LEVEL

= EXISTING WALL
= NEW WALL

1 LOWER LEVEL FLOOR PLAN
1/4" = 1'-0"

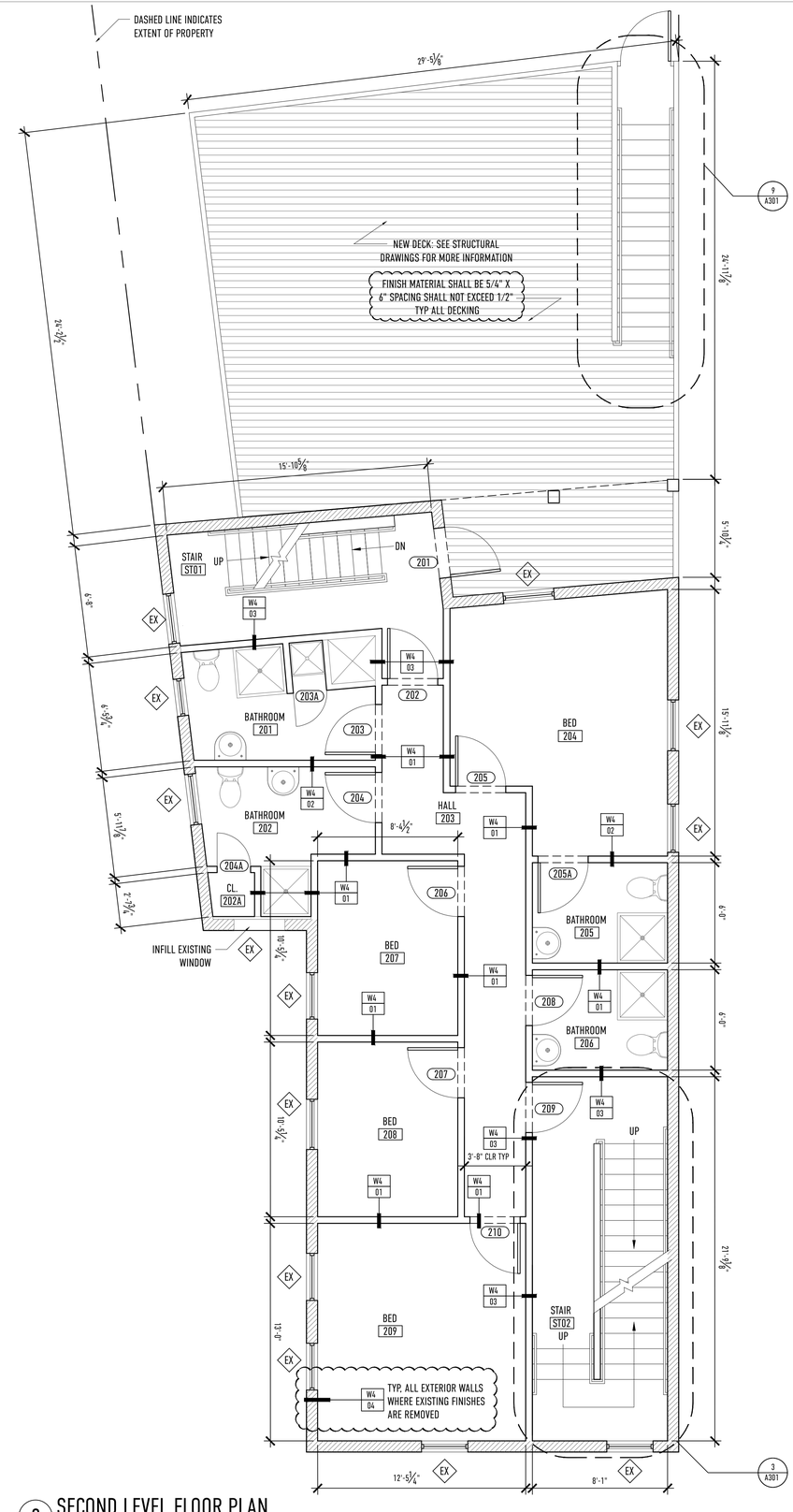

2 SECOND LEVEL FLOOR PLAN
1/4" = 1'-0"

LICENSED ARCHITECT Matthew Ahlberg 4401 STATE OF MAINE

REVISIONS:
2017.8.31 | CODE REVIEW UPDATES 4TH FLOOR BR
2017.8.28 | CODE REVIEW UPDATES
2017.8.24 | CODE REVIEW UPDATES
2017.7.5 | CANOPY REMOVED

33 HAMPSHIRE STREET FLOOR PLANS

DRAWING TITLE: A.101

PROJECT NAME: RENOVATIONS AND ALTERATIONS
33 HAMPSHIRE STREET
PORTLAND, MAINE 04101

DATE OF ISSUE: AUGUST 31, 2017
ISSUED FOR: PERMIT SET
SCALE: AS NOTED

BARRETT MADE
HOMES · SPACES · DETAILS

THIS DRAWING IS THE PROPERTY OF BARRETT MADE AND IS NOT TO BE COPIED OR REPRODUCED IN ANY FORM OR MANNER, 2017 © BARRETT MADE