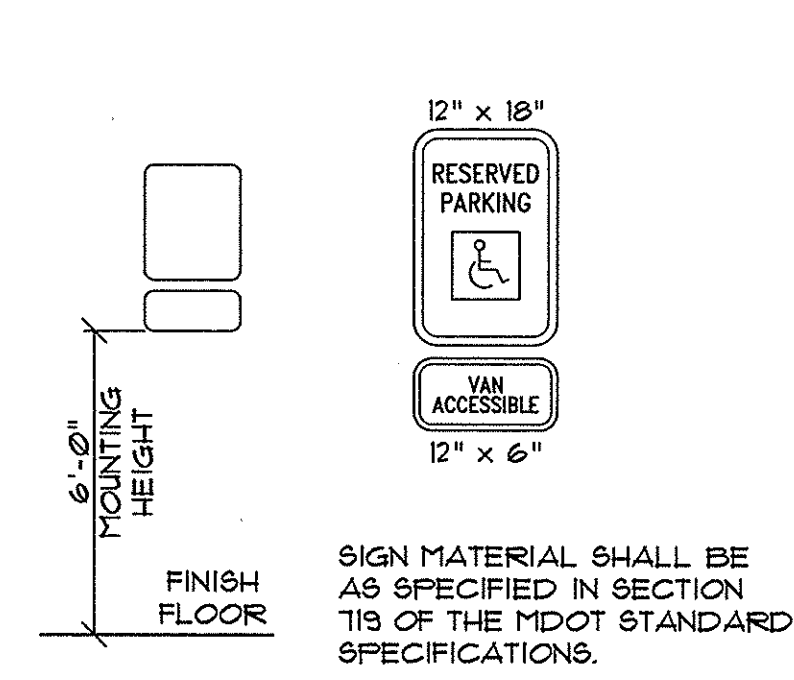


2 STRIPING DETAILS

NOT TO SCALE

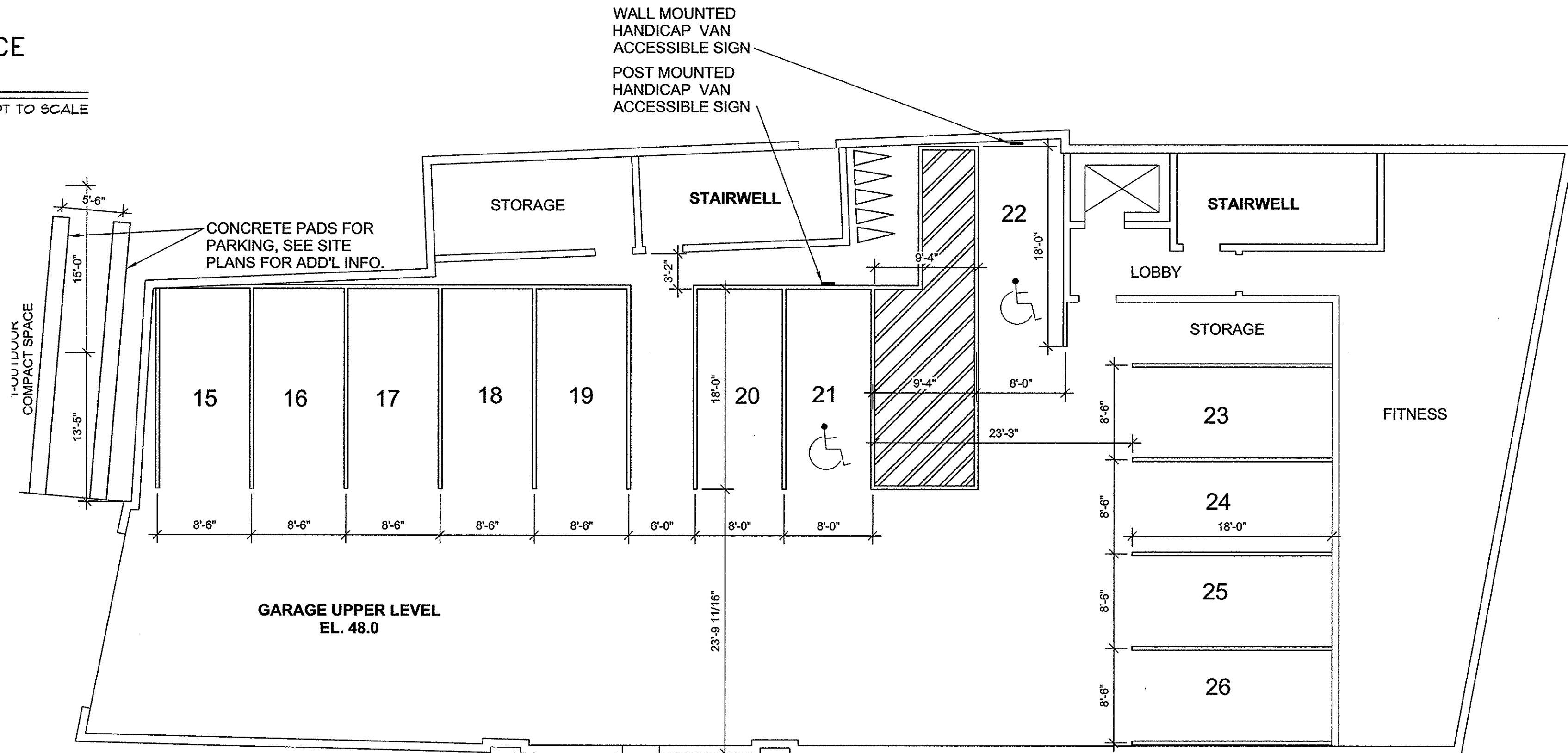


1 ACCESSIBLE SPACE SIGN DETAILS

NOT TO SCALE

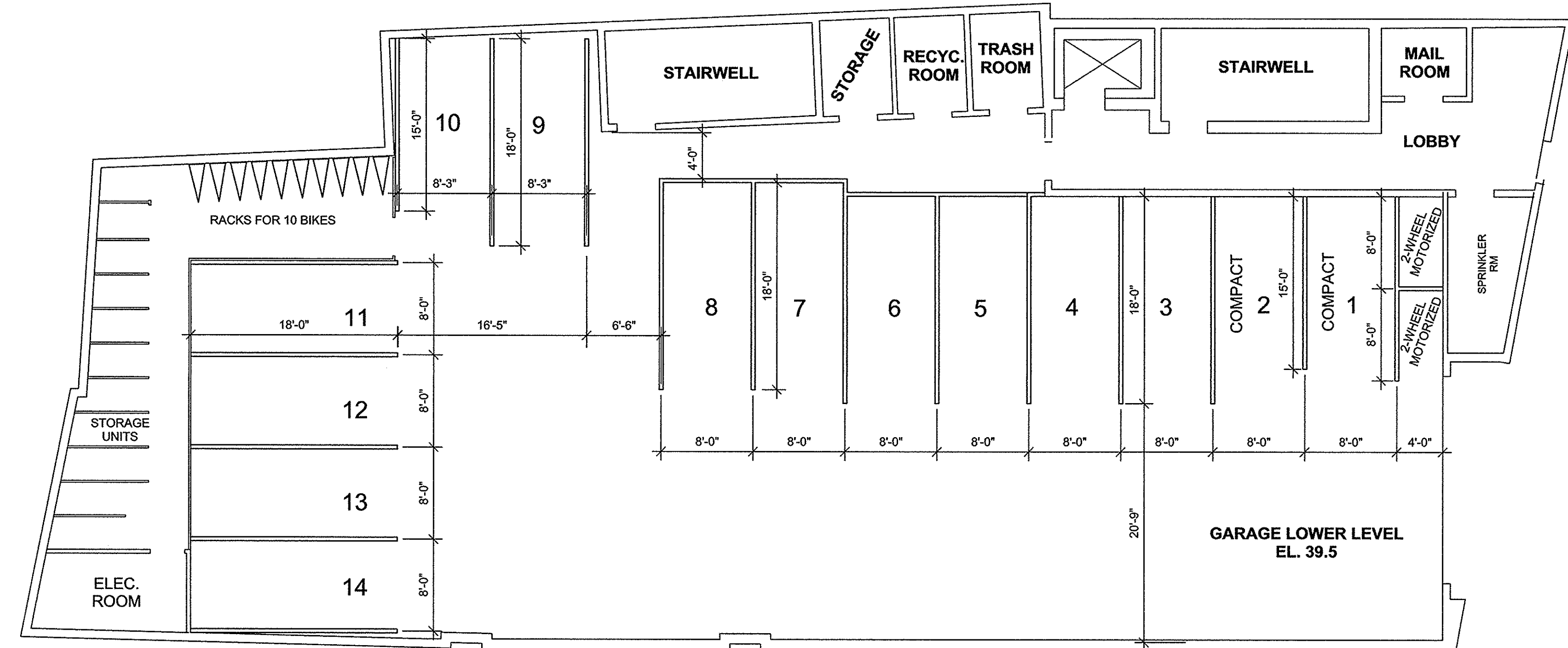
PARKING SPACES

- 9 - 8'-6" x 18'-0"
- 2 - 8'-3" x 18'-0"
- 11 - 8'-0" x 18'-0"
- 2 - 8'-0" x 15'-0" COMPACT SPACES
- 2 - 8'-0" x 18'-0" ACCESSIBLE SPACE W/ ACCESS AISLE



1st FLOOR PARKING—FEDERAL STREET ENTRANCE


SCALE: 1/8" = 1'-0"



BASEMENT PARKING—NEWBURY STREET ENTRANCE

SCALE: 1/8" = 1'-0"

PINKHAM & GREER
CIVIL ENGINEERS
28 WANAHA AVE. PORTLAND, ME 04103
TEL: 207.761.5442 FAX: 207.761.4245



5/16/16

REV.	DATE	DESCRIPTION
3	5/16/16	REV'D PER STAFF COMMENTS
2	3/26/16	REV'D PER STAFF COMMENTS FOR SITE PLAN APPROVAL
1	3/8/16	REV'D PER STAFF REVIEW COMMENTS

LUMINATO CONDOMINIUM, LLC
118 CONGRESS STREET, UNIT 401
PORTLAND, MAINE

SCALE: AS SHOWN DRN BY: JDC
DATE: JANUARY 22, 2016 DESG BY: TSG
PROJECT: 15178 CHK BY: TSG

LUMINATO CONDOMINIUMS
167 NEWBURY STREET, PORTLAND, MAINE

PARKING LAYOUT & DETAILS

C1.7