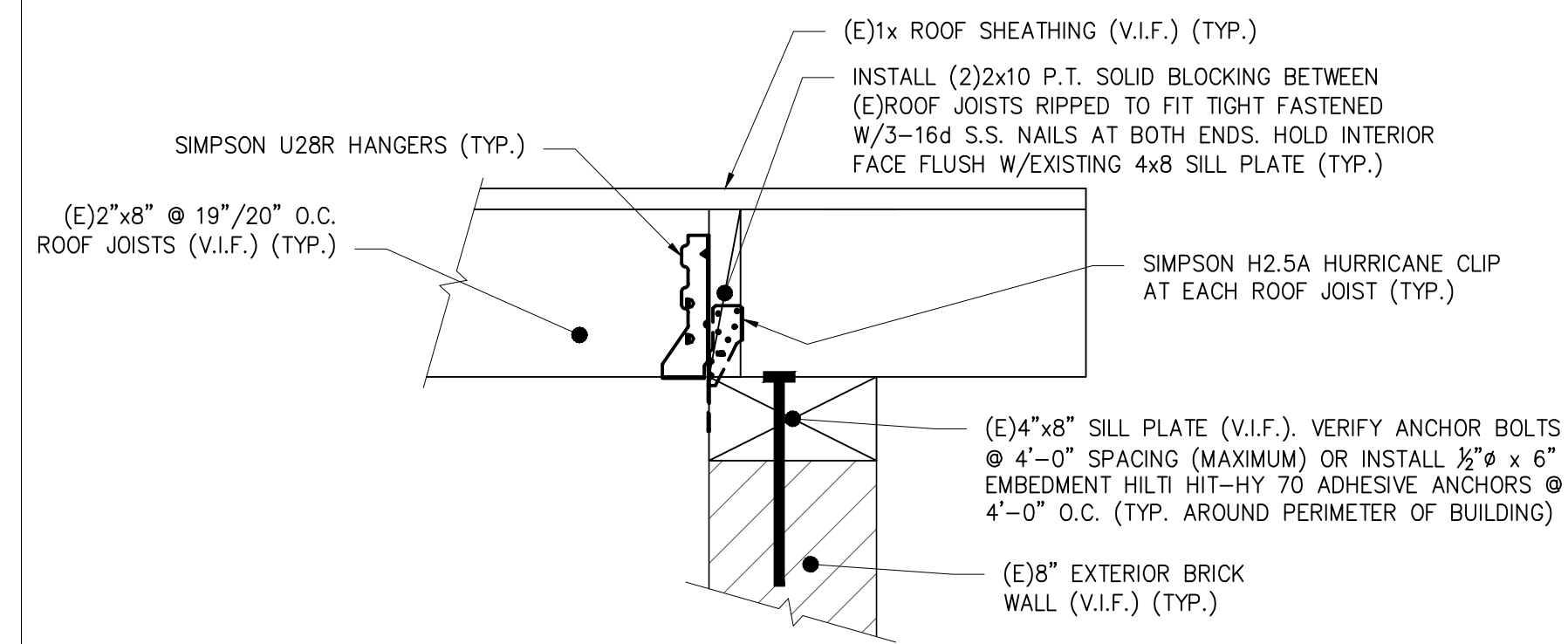
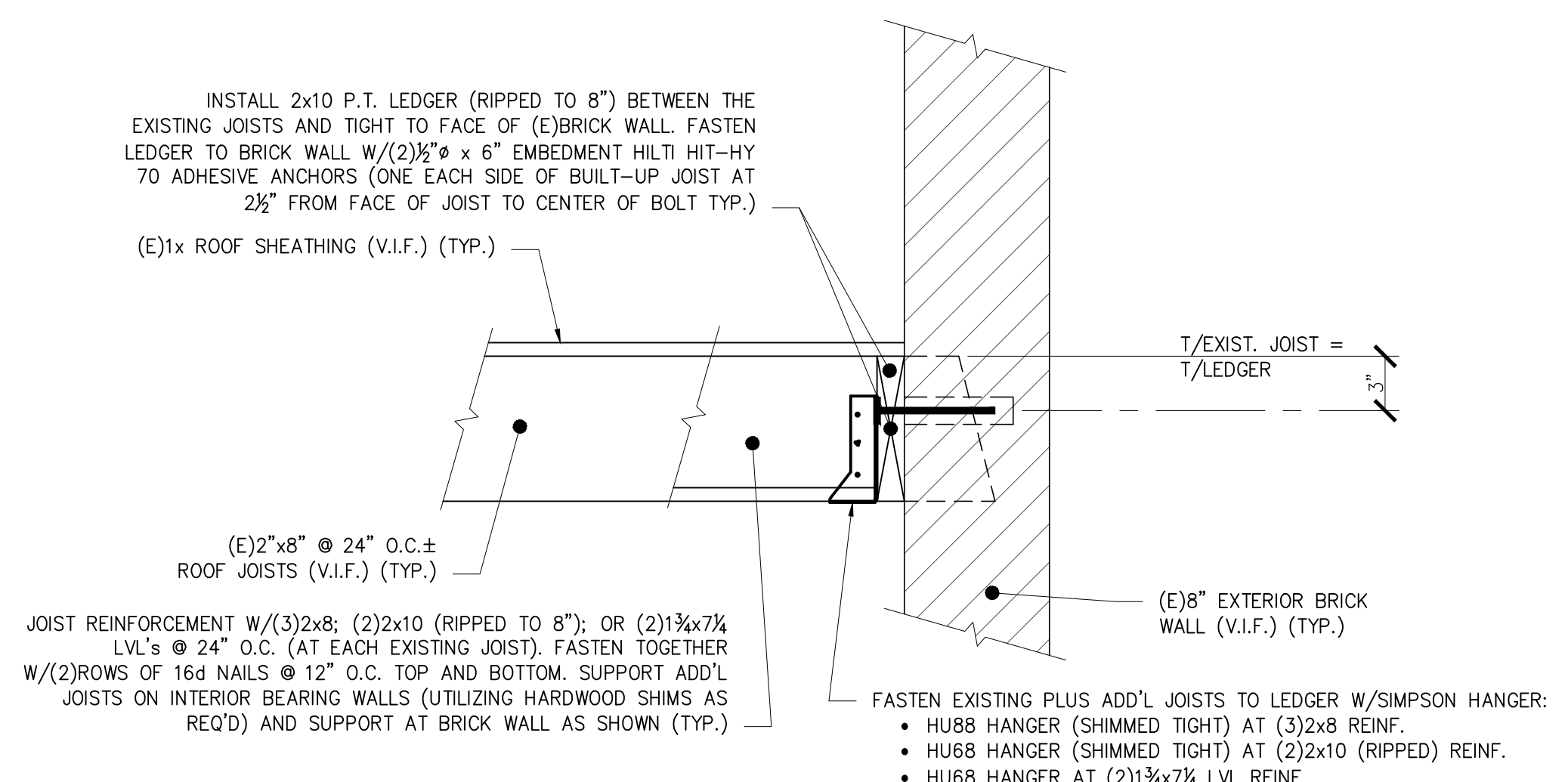


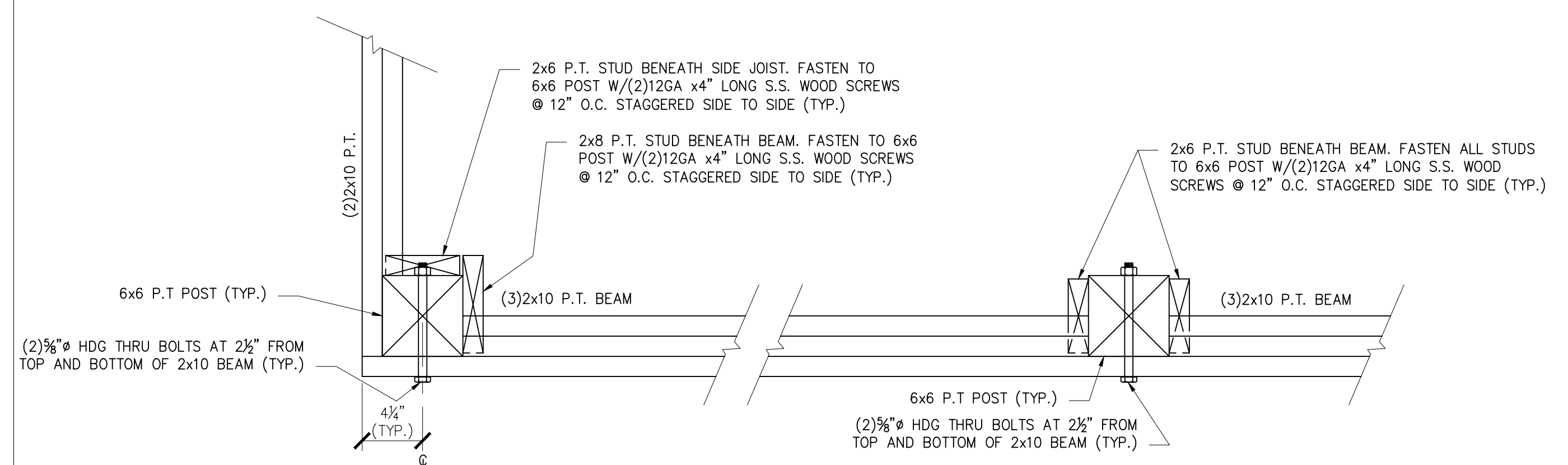
SECTION 1
1 1/2" = 1'-0"



SECTION 2
1 1/2" = 1'-0"




SECTION 3
1 1/2" = 1'-0"



DETAIL A DECK CORNER
1 1/2" = 1'-0"

PRELIMINARY – FOR PERMIT ONLY
NOT FOR CONSTRUCTION

**L & L STRUCTURAL
ENGINEERING SERVICES, INC.**
SIX O. STREET
SOUTH PORTLAND, MAINE 04106
PHONE: (207) 767-4830
FAX: (207) 799-5432
EMAIL: LLEASURE@LL-ENG.COM



rev.	date	description	approved
A	03/24/16	FOR COORDINATION	JHL
B	04/13/16	FOR PERMIT AND PRICING	JHL
C	06/06/16	REVISED REAR PORCH DECK FOR PERMIT AND PRICING	JHL

designed by: JHL
drawn by: RLW
checked by: JHL
scale: AS NOTED
date: 03/21/2016
plot date: 06/06/2016
project #: 2015-102A

BUILDING LOCATED AT
96 FEDERAL STREET
PORTLAND, MAINE
STRUCTURAL REINFORCEMENT FOR BUILDING RETROFIT
FRAMING SECTIONS AND DETAILS

S7

THESE DRAWINGS HAVE BEEN DEVELOPED BY L&L STRUCTURAL ENGINEERING SERVICES, INC. FOR THE TITLED SET ONLY. THE DRAWINGS ARE THE SOLE PROPERTY OF L&L ENGINEERING SERVICES, INC. AND THEY SHALL NOT BE USED, LENT, COPIED OR ALTERED WITHOUT THE WRITTEN CONSENT OF L&L STRUCTURAL ENGINEERING SERVICES, INC.