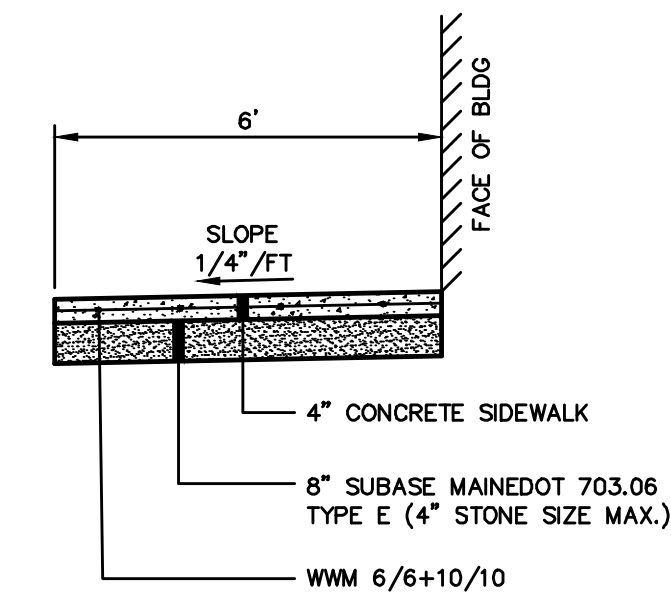
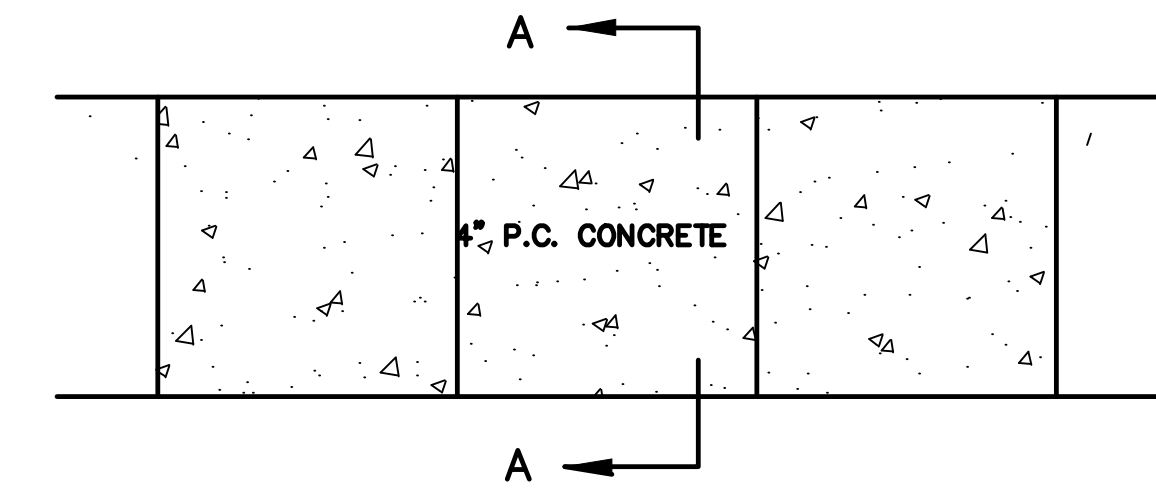
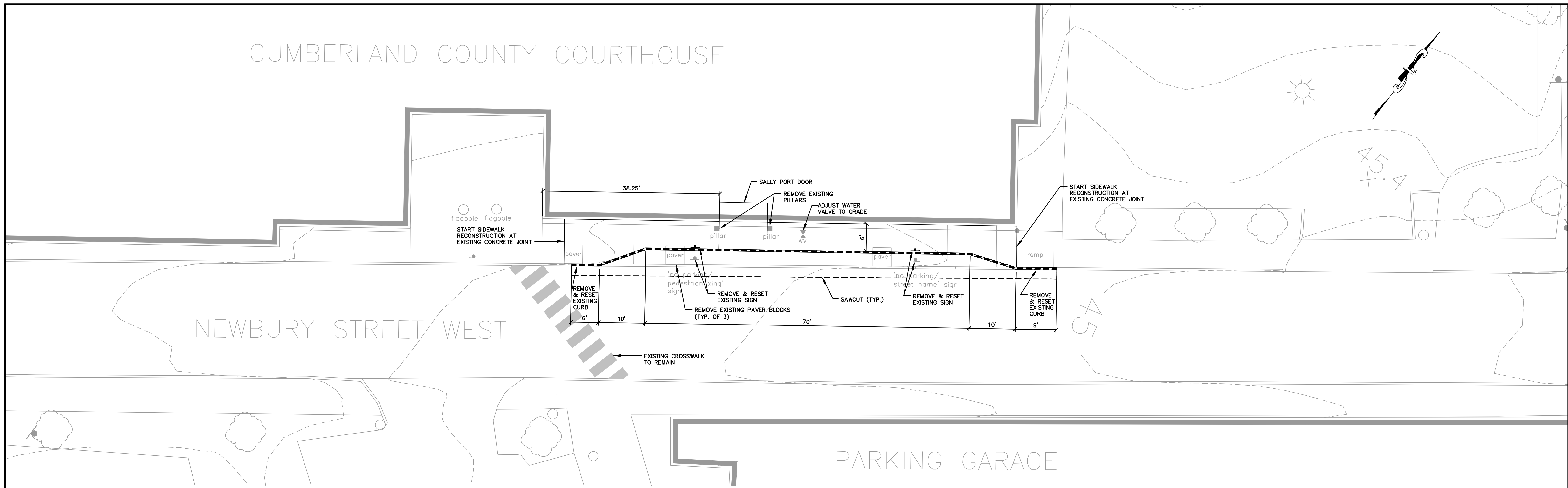


# CUMBERLAND COUNTY COURTHOUSE

# NEWBURY STREET WEST

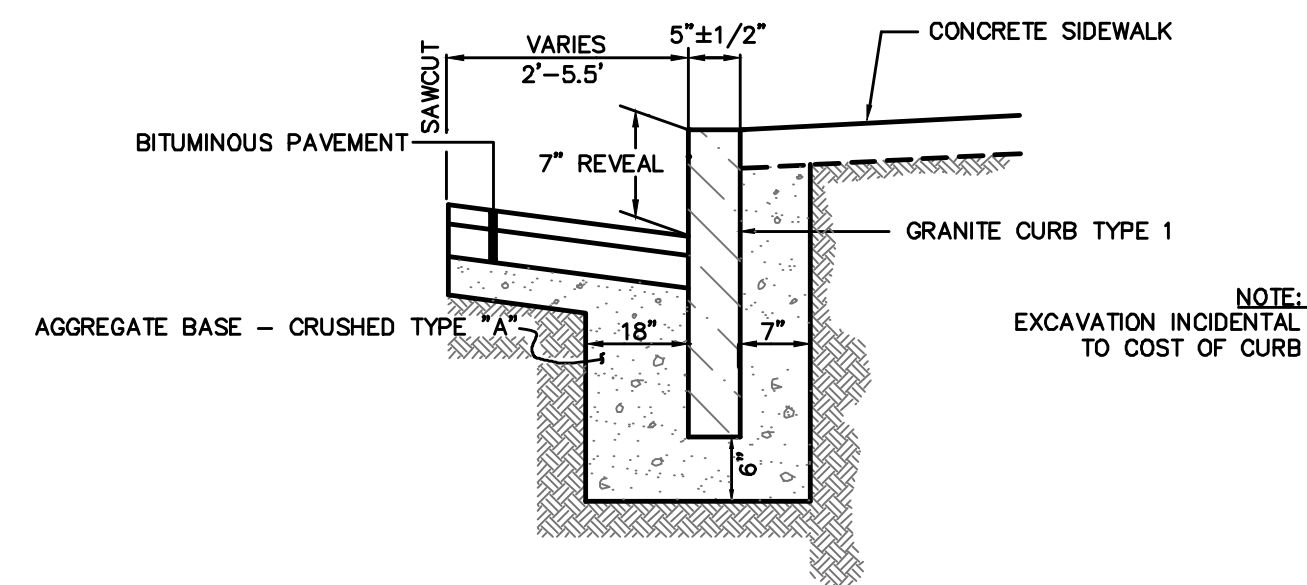
# PARKING GARAGE



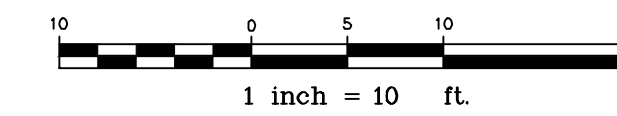
**NOTES:**

1. 1/4"x4" PREMOULDED EXPANSION MATERIALS AROUND ANY STRUCTURES IN WALK.
2. EXPANSION JOINTS MAXIMUM DISTANCE = 20', USED 1/4"x4" PREMOULDED EXPANSION MATERIAL.
3. CONTRACTION JOINTS MAXIMUM DISTANCE = 5', TROWEL JOINT 2" DEEP AND FILL WITH HOT POURED SEALER.

**CONCRETE SIDEWALK**  
NOT TO SCALE



**CURB DETAIL**  
NOT TO SCALE



NOTE: THIS PLAN SET IS ISSUED FOR PERMITTING PURPOSES AND SHALL NOT BE USED FOR CONSTRUCTION.

C:\CAD Working\3171 - Cumberland Crty Newbury\_S1\3171-pbase.dwg 8/28/2016 8:59 AM

Rev.	Date	Revision

Issued For	Date	By

Design: WCH	Draft: LAN	Date: AUG 2016
Checked: WCH	Scale: 1" = 20'	Job No.: 3171
File Name: 3171-pbase.dwg		

This plan shall not be modified without written permission from Gorrill Palmer(GP). Any alterations, authorized or otherwise, shall be at the user's sole risk and without liability to GP.

**GORRILL PALMER**

Relationships. Responsiveness. Results.  
www.gorrillpalmer.com  
207.772.2515

Drawing Name:	<b>Sidewalk Reconstruction Plan</b>
Project:	<b>Project Name</b>
Client:	<b>Cumberland County</b>

Drawing No.	<b>1</b>
-------------	----------