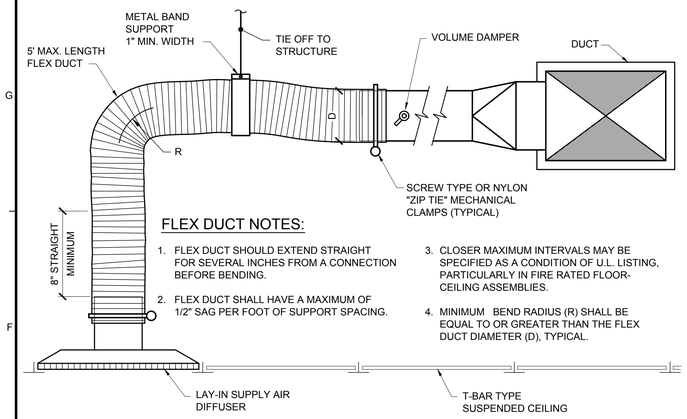

FLEX DUCT NOTES:

1. FLEX DUCT SHOULD EXTEND STRAIGHT FOR SEVERAL INCHES FROM A CONNECTION BEFORE BENDING.
2. FLEX DUCT SHALL HAVE A MAXIMUM OF 1/2" SAG PER FOOT OF SUPPORT SPACING.
3. CLOSER MAXIMUM INTERVALS MAY BE SPECIFIED AS A CONDITION OF U.L. LISTING, PARTICULARLY IN FIRE RATED FLOOR-CEILING ASSEMBLIES.
4. MINIMUM BEND RADIUS (R) SHALL BE EQUAL TO OR GREATER THAN THE FLEX DUCT DIAMETER (D), TYPICAL.

F1	DETAIL ~ SUPPLY AIR BRANCH CONNECTION
NONE	

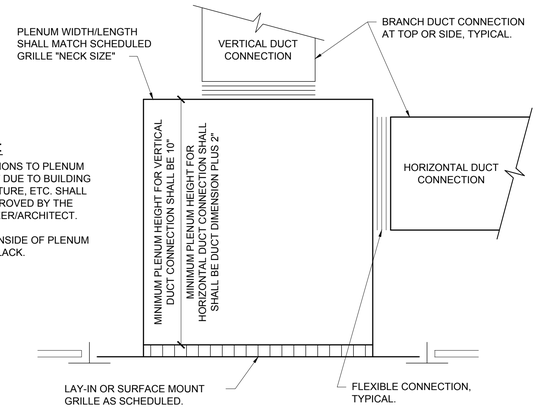

NOTES:

1. VARIATIONS TO PLENUM HEIGHT DUE TO BUILDING STRUCTURE, ETC. SHALL BE APPROVED BY THE ENGINEER/ARCHITECT.
2. PAINT INSIDE OF PLENUM FLAT BLACK.

F4	DETAIL ~ RETURN AIR REGISTER BOOT
NONE	

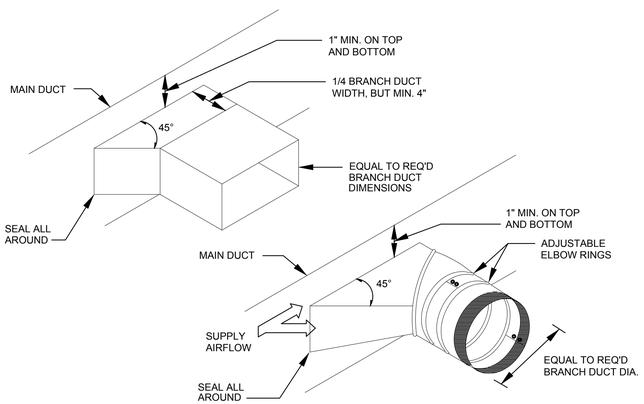

D1	DETAIL ~ ROUND AND SQUARE BRANCH TAKE-OFF FITTING
NONE	

D4	
NONE	

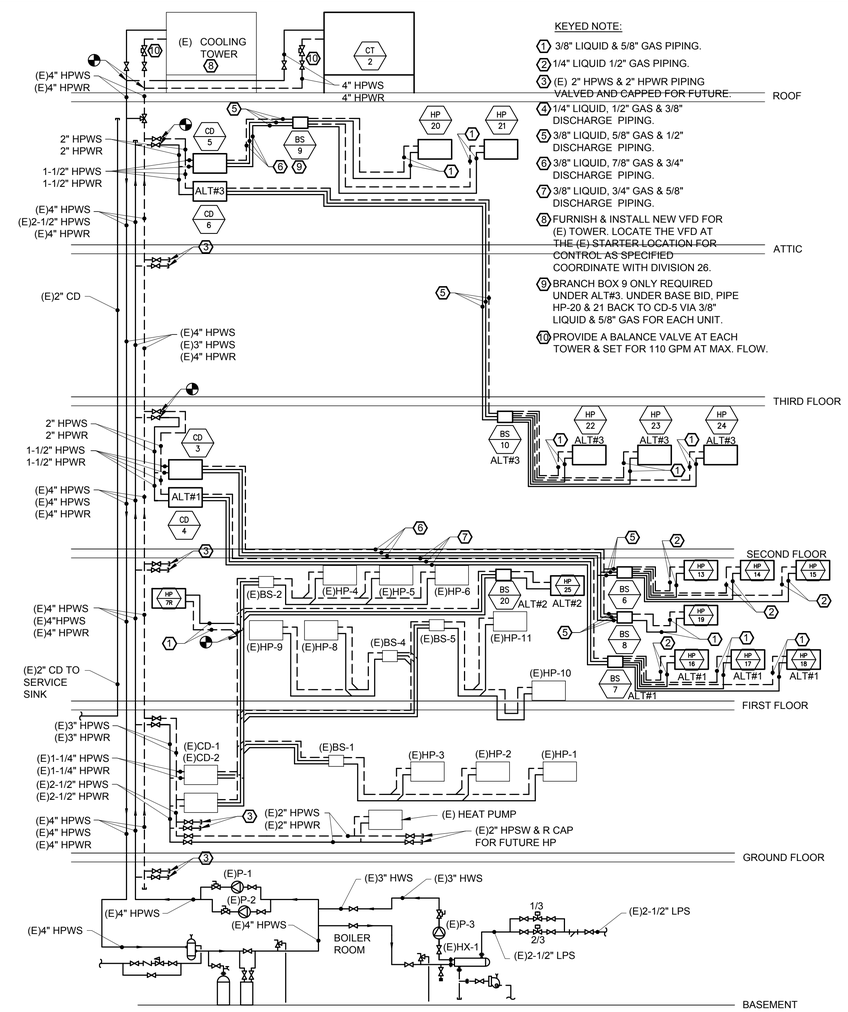

KEYED NOTE:

1. 3/8" LIQUID & 5/8" GAS PIPING.
2. 1/4" LIQUID 1/2" GAS PIPING.
3. (E) 2" HPWS & 2" HPWR PIPING VALVED AND CAPPED FOR FUTURE.
4. 1/4" LIQUID, 1/2" GAS & 3/8" DISCHARGE PIPING.
5. 3/8" LIQUID, 5/8" GAS & 1/2" DISCHARGE PIPING.
6. 3/8" LIQUID, 7/8" GAS & 3/4" DISCHARGE PIPING.
7. 3/8" LIQUID, 3/4" GAS & 5/8" DISCHARGE PIPING.
8. FURNISH & INSTALL NEW VFD FOR (E) TOWER. LOCATE THE VFD AT THE (E) STARTER LOCATION FOR CONTROL AS SPECIFIED. COORDINATE WITH DIVISION 26.
9. BRANCH BOX 9 ONLY REQUIRED UNDER ALT#3. UNDER BASE BID, PIPE HP-20 & 21 BACK TO CD-5 VIA 3/8" LIQUID & 5/8" GAS FOR EACH UNIT.
10. PROVIDE A BALANCE VALVE AT EACH TOWER & SET FOR 110 GPM AT MAX. FLOW.

C7	PIPING DIAGRAM
NONE	

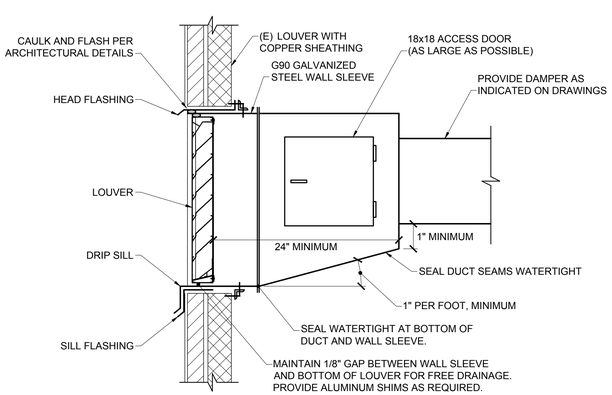

NOTES: COORDINATE WITH ARCHITECTURAL DWGS FOR ADDITIONAL REQUIREMENTS

A1	DETAIL ~ LOUVER
NONE	

A4	
NONE	

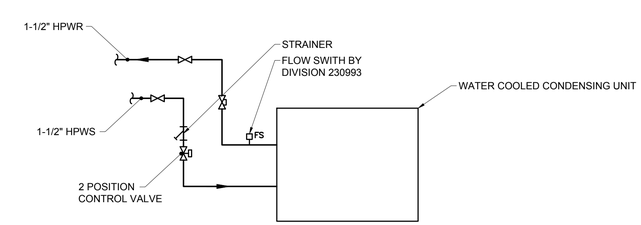

A7	DETAIL ~ WATER COOLED CONDENSING UNIT PIPING
NONE	

Allied Engineering
Structural Mechanical Electrical Commissioning
160 Veranda Street
Portland, Maine 04103
T: 207.221.2260
F: 207.221.2266
Web: www.allied-eng.com

STATE OF MAINE ANTHONY S. DAVIS No. 8834 LICENSED PROFESSIONAL ENGINEER

REVISIONS

NUMBER	DATE	BY	DESCRIPTION

Date: DECEMBER 22, 2017
Drawn By: SCL
Checked By: ASD
Project Mgr: ASD
Project No: 17051
Cad File: 17051M.DWG
Graphic Scale: 0 1"

MECHANICAL DETAILS AND NOTES

AIR CONDITIONING AND HEATING UPGRADES
CUMBERLAND COUNTY COURTHOUSE
142 FEDERAL STREET, PORTLAND, MAINE

© COPYRIGHT 2017 ALLIED ENGINEERING, INC.

MH-500

N:\Projects\2017\17051 ~ CCCH AC and Heating Upgrades\1 Design Phase\2 DRAWINGS\17051M.dwg Dec 22, 2017 ~ 10:48pm