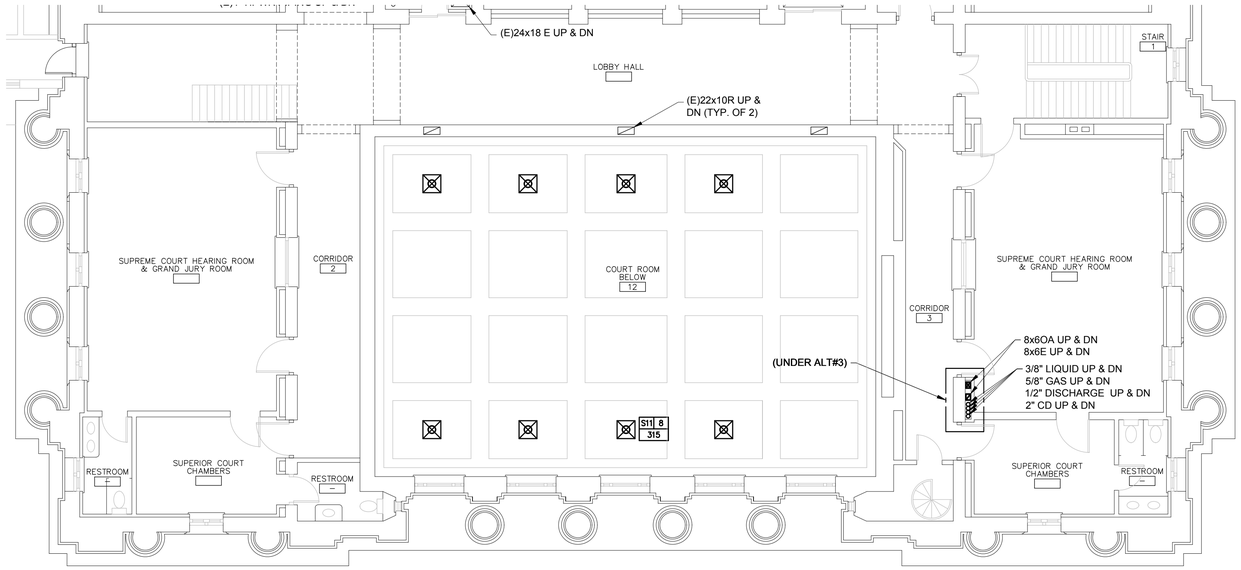


| D1 | MECHANICAL THIRD FLOOR PART PLAN |
|---|---|
| 1/8" = 1'-0" | |

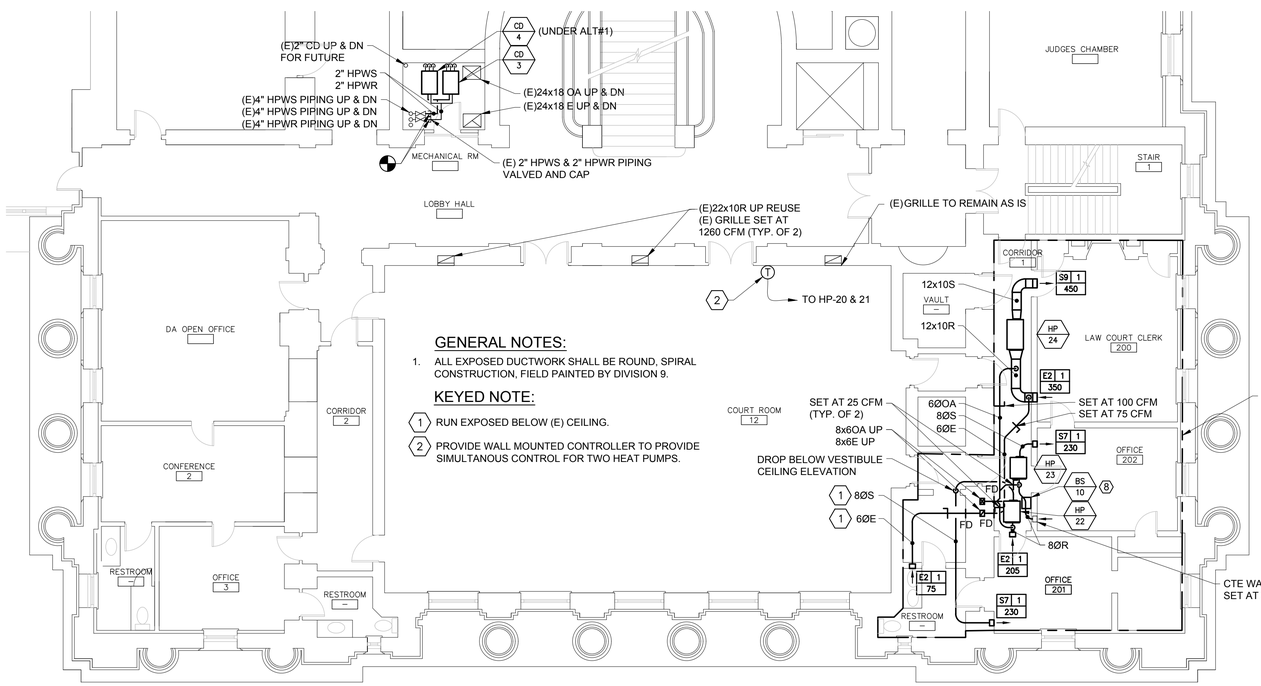


## GENERAL NOTES:

1. ALL EXPOSED DUCTWORK SHALL BE ROUND, SPIRAL CONSTRUCTION, FIELD PAINTED BY DIVISION 9.

## KEYED NOTE:

1. RUN EXPOSED BELOW (E) CEILING.
2. PROVIDE WALL MOUNTED CONTROLLER TO PROVIDE SIMULTANOUS CONTROL FOR TWO HEAT PUMPS.

| A1 | MECHANICAL SECOND FLOOR PART PLAN |
|---|---|
| 1/8" = 1'-0" | |

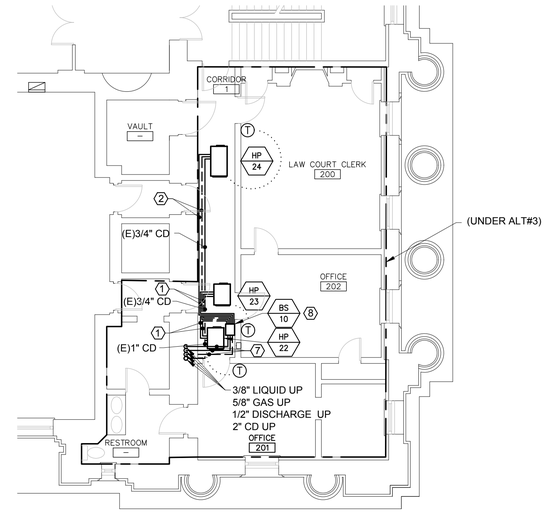


KEYED NOTE:

1. 3/8" LIQUID & 5/8" GAS PIPING.
2. 1/4" LIQUID 1/2" GAS PIPING.
3. (E) 2" HPWS & 2" HPWR PIPING VALVED AND CAPPED FOR FUTURE.
4. 1/4" LIQUID, 1/2" GAS & 3/8" DISCHARGE PIPING.
5. 3/8" LIQUID, 5/8" GAS & 1/2" DISCHARGE PIPING.
6. 3/8" LIQUID, 7/8" GAS & 3/4" DISCHARGE PIPING.
7. 3/8" LIQUID, 5/8" GAS & 1/2" DISCHARGE PIPING.
8. MOUNT BRANCH BOX SUCH THAT ADEQUATE SERVICE CLEARANCE IS MAINTAINED PER MANUFACTURES AND NEC REQUIREMENTS.

| A8 | MECHANICAL SECOND PIPING FLOOR PART PLAN |
|---|---|
| 1/8" = 1'-0" | |

| A9 | KEY PLAN |
|---|---|
| NONE | |

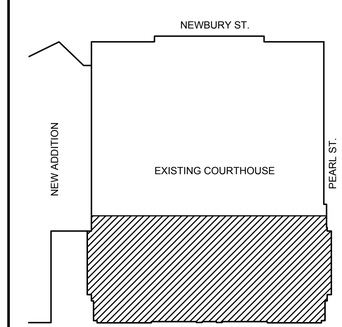



160 Veranda Street
Portland, Maine 04103
T: 207.221.2260
F: 207.221.2266
Web: www.allied-eng.com

Allied Engineering
Structural Mechanical Electrical Commissioning


STATE OF MAINE ANTHONY S. DAVIS No. 8834 LICENSED PROFESSIONAL ENGINEER

| REVISIONS | | | |
|---|---|---|---|
| NUMBER | DATE | BY | DESCRIPTION |

Date: DECEMBER 22, 2017
Drawn By: SCL
Checked By: ASD
Project Mgr: ASD
Project No: 17051
Cad File: 17051M.DWG
Graphic Scale: 0 1"

MECHANICAL SECOND AND THIRD FLOOR PART PLANS

AIR CONDITIONING AND HEATING UPGRADES
CUMBERLAND COUNTY COURTHOUSE
142 FEDERAL STREET, PORTLAND, MAINE

© COPYRIGHT 2017 ALLIED ENGINEERING, INC.

# MH-101

N:\Projects\2017\17051 ~ CCCH AC and Heating Upgrades\1 Design Phase\2 DRAWINGS\17051M.dwg Dec 22, 2017 ~ 10:48am