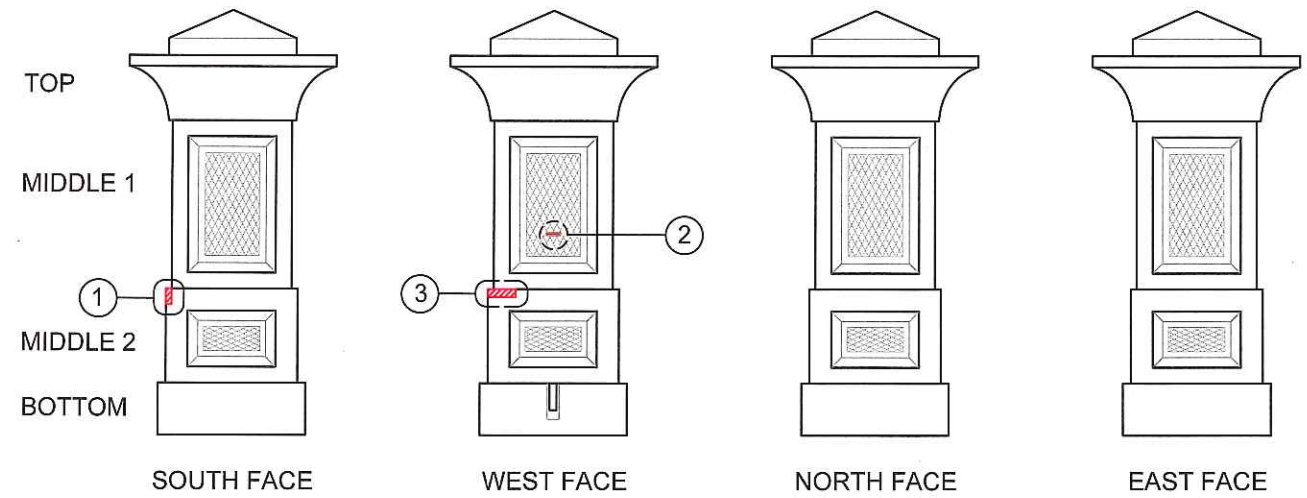


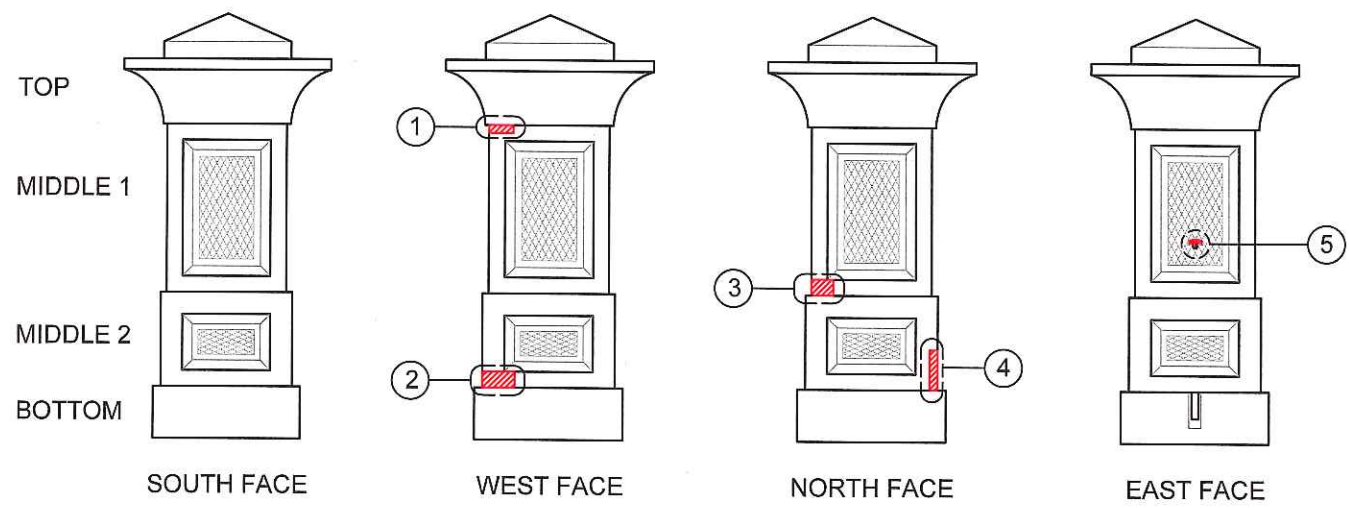
GRANITE ENTRY PIER 13 - REPAIR SCHEDULE								(SEE PHOTOS 4-1 THROUGH 4-11)
NO.	FACE	BLOCK	TYPE	AREA	DEPTH	PINS	PHOTO	
1.	EAST	MIDDLE 1, 2	CLEAN ANCHOR HOLE	(3) - 2" DIAMETER	12"	0	13-4 EAST	
2.	EAST	MIDDLE 2	DUTCHMAN REPAIR	10" WIDE X 7" TALL	12"	0	12-2 EAST	



GRANITE ENTRY PIER 14 - REPAIR SCHEDULE								(SEE PHOTOS 14-1 THROUGH 14-5)
NO.	FACE	BLOCK	TYPE	AREA	DEPTH	PINS	PHOTO	
1.	SOUTH	MIDDLE 2	DUTCHMAN REPAIR	1" WIDE X 4" TALL	2"	0	14-1 SOUTH	
2.	WEST	MIDDLE 1	SECTION REPAIR	2 CUBIC INCHES	N/A	0	14-2 WEST	
3.	WEST	MIDDLE 2	DUTCHMAN REPAIR	7" WIDE X 2" TALL	3"	0	14-4 WEST	

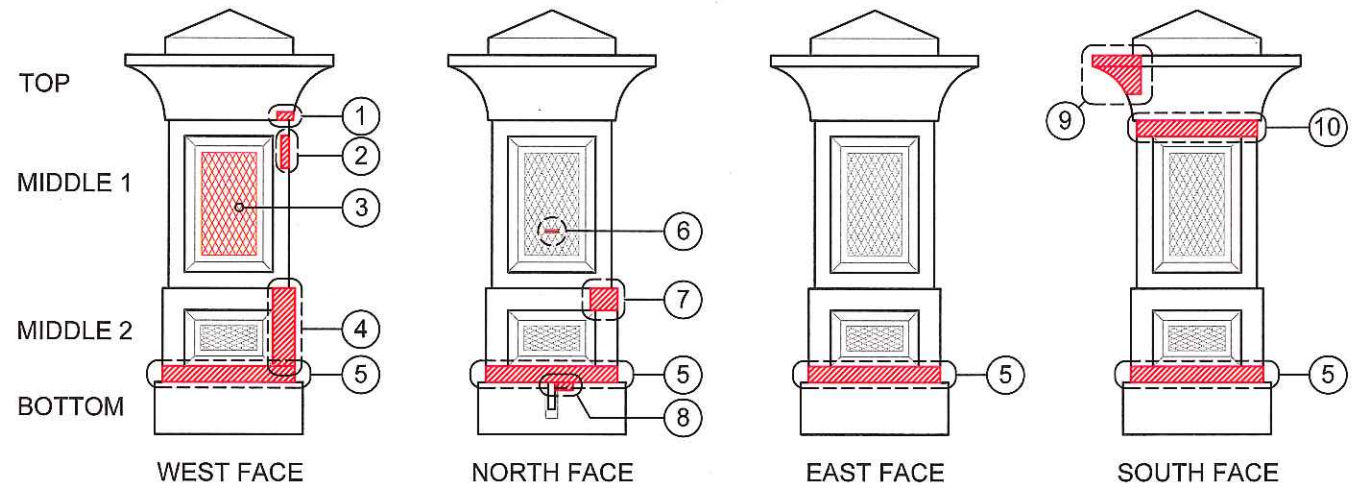
1
S3.4 **ALTERNATE 2 - GRANITE ENTRY PIER - 13**
1/4" = 1'-0" (ON 22 X 34 SHEET) LIFT, SHIM AND REPOSITION ENTIRE PIER ASSEMBLY TO SQUARE AND PLUMB.

2
S3.4 **ALTERNATE 2 - GRANITE ENTRY PIER - 14**
1/4" = 1'-0" (ON 22 X 34 SHEET) LIFT, SHIM AND REPOSITION ENTIRE PIER ASSEMBLY TO SQUARE AND PLUMB.



GRANITE ENTRY PIER 15 - REPAIR SCHEDULE								(SEE PHOTOS 15-1 THROUGH 15-8)
NO.	FACE	BLOCK	TYPE	AREA	DEPTH	PINS	PHOTO	
1.	WEST	MIDDLE 1	DUTCHMAN REPAIR	6" WIDE X 2" TALL	6"	0	15-4 WEST	
2.	WEST	MIDDLE 2	DUTCHMAN REPAIR	5" WIDE X 6" TALL	4"	0	15-5 WEST	
3.	NORTH	MIDDLE 2	DUTCHMAN REPAIR	6" WIDE X 4.5" TALL	1.5"	0	15-8 NORTH	
4.	EAST	MIDDLE 1	SECTION REPAIR	2 CUBIC INCHES	3"	0		
5.	EAST	MIDDLE 2	DUTCHMAN REPAIR	2" WIDE X 10" TALL	2"	0	15-7 NORTH	

3
S3.4 **ALTERNATE 2 - GRANITE ENTRY PIER - 15**
1/4" = 1'-0" (ON 22 X 34 SHEET) LIFT, SHIM AND REPOSITION ENTIRE PIER ASSEMBLY TO SQUARE AND PLUMB.



GRANITE ENTRY PIER 16 - REPAIR SCHEDULE								(SEE PHOTOS 16-1 THROUGH 16-15)
NO.	FACE	BLOCK	TYPE	AREA	DEPTH	PINS	PHOTO	
1.	WEST	TOP	DUTCHMAN REPAIR	4" WIDE X 2" TALL	3"	0	16-4 WEST	
2.	WEST	MIDDLE 1	DUTCHMAN REPAIR	2" WIDE X 12" TALL	1.5"	0	16-4 WEST	
3.	WEST	MIDDLE 2	RETOOL PATTERN	14" WIDE X 30" TALL	3/32"	0	16-2 WEST	
4.	WEST	MIDDLE 2	DUTCHMAN REPAIR	5.5" WIDE X 20" TALL	2.5"	0	16-5 WEST	
5.	N, E, S, W	MIDDLE 2	DUTCHMAN REPAIR	33" WIDE X 4" TALL	33"	0	16-15 SOUTH	
6.	NORTH	MIDDLE 1	SECTION REPAIR	2 CUBIC INCHES	N/A	0	16-7 NORTH	
7.	NORTH	MIDDLE 2	DUTCHMAN REPAIR	6" WIDE X 4" TALL	1"	0	16-10 NORTH	
8.	NORTH	MIDDLE 2	DUTCHMAN REPAIR	7" WIDE X 5" TALL	2.5"	0	16-9 NORTH	
9.	SOUTH	TOP	DUTCHMAN REPAIR	12" WIDE X 10" TALL	9"	0	16-14 SOUTH	
10.	SOUTH	MIDDLE 1	DUTCHMAN REPAIR	30" WIDE X 4" TALL	1.5"	0	16-14 SOUTH	

4
S3.4 **BASE BID - GRANITE ENTRY PIER - 16**
1/4" = 1'-0" (ON 22 X 34 SHEET) LIFT, SHIM AND REPOSITION ENTIRE PIER ASSEMBLY TO SQUARE AND PLUMB.

NOT FOR CONSTRUCTION

RESURGENCE
ENGINEERING & PRESERVATION, INC.
132 BRENTWOOD STREET
PORTLAND, ME 04103
207.773.4860

LINCOLN PARK IRON FENCE RESTORATION

GRANITE ENTRY PIER TREATMENTS

Project # **17-019**
Date: **1/29/18**
Issued for:
HP REVIEW

REVISIONS
NO. DATE
▲ MM-DD-YY
▲ MM-DD-YY

SHEET
S-3.4