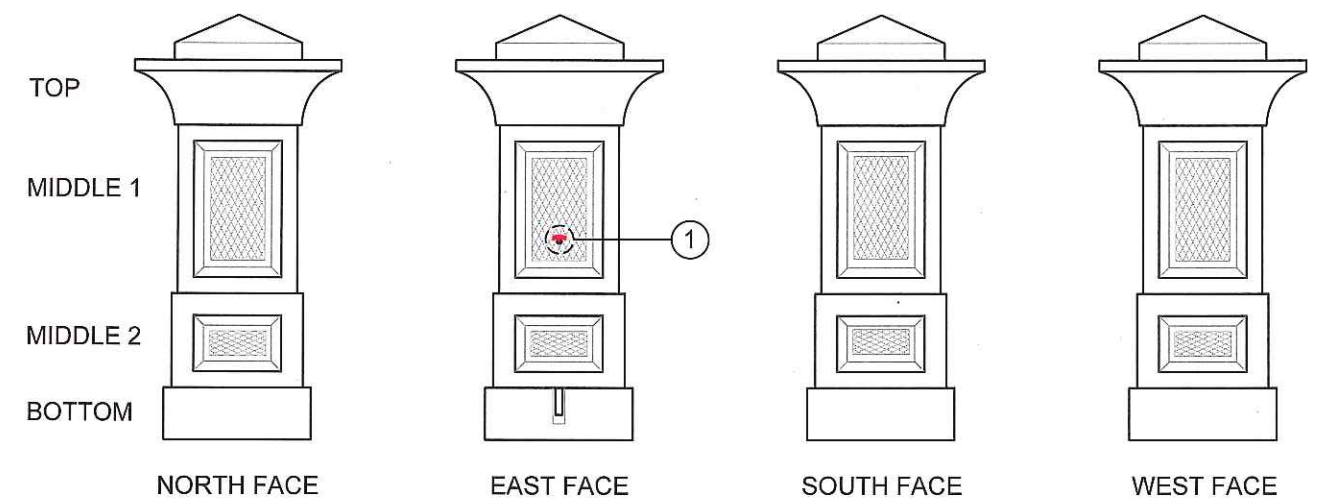


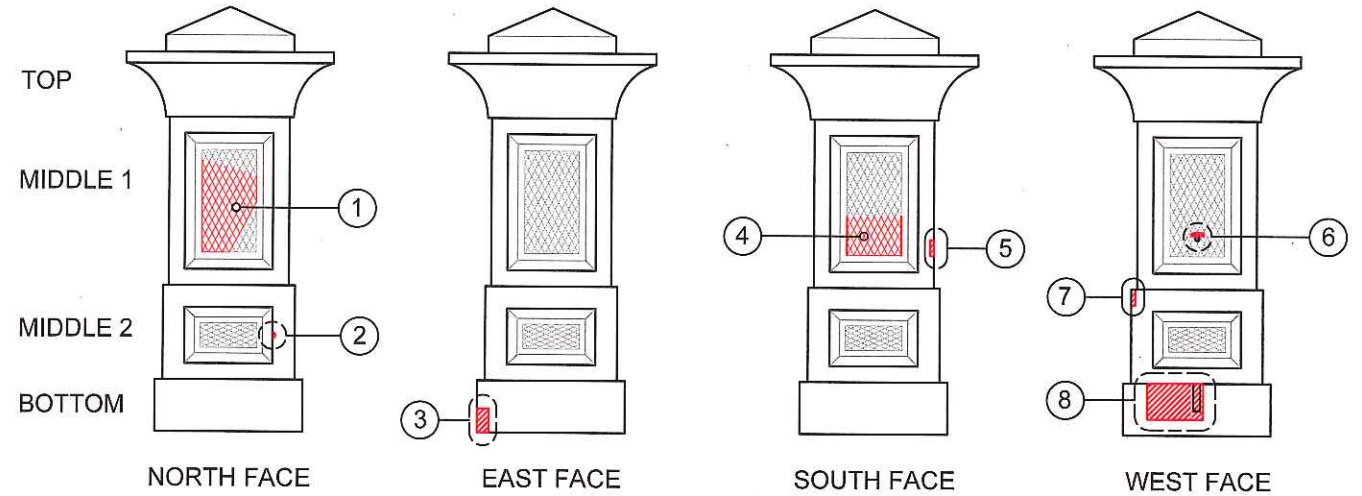
GRANITE ENTRY PIER 5 - REPAIR SCHEDULE							
(SEE PHOTOS 5-1 THROUGH 5-10)							
NO.	FACE	BLOCK	TYPE	AREA	DEPTH	PINS	PHOTO
1.	NORTH	MIDDLE 2	DUTCHMAN REPAIR	1.5" WIDE X 8" TALL	1.5"	0	5-2 NORTH
2.	EAST	MIDDLE 2	SECTION REPAIR	4 CUBIC INCHES	N/A	0	5-3 EAST
3.	WEST	MIDDLE 1, 2	CLEAN ANCHOR HOLE	(3) - 2" DIAMETER	12"	0	5-7 WEST
4.	WEST	MIDDLE 2	DUTCHMAN REPAIR	18" WIDE X 6.5" TALL	7"	0	5-9 WEST



GRANITE ENTRY PIER 6 - REPAIR SCHEDULE							
(SEE PHOTOS 6-1 THROUGH 6-7)							
NO.	FACE	BLOCK	TYPE	AREA	DEPTH	PINS	PHOTO
1.	EAST	MIDDLE 1	SECTION REPAIR	2 CUBIC INCHES	N/A	0	6-4 EAST

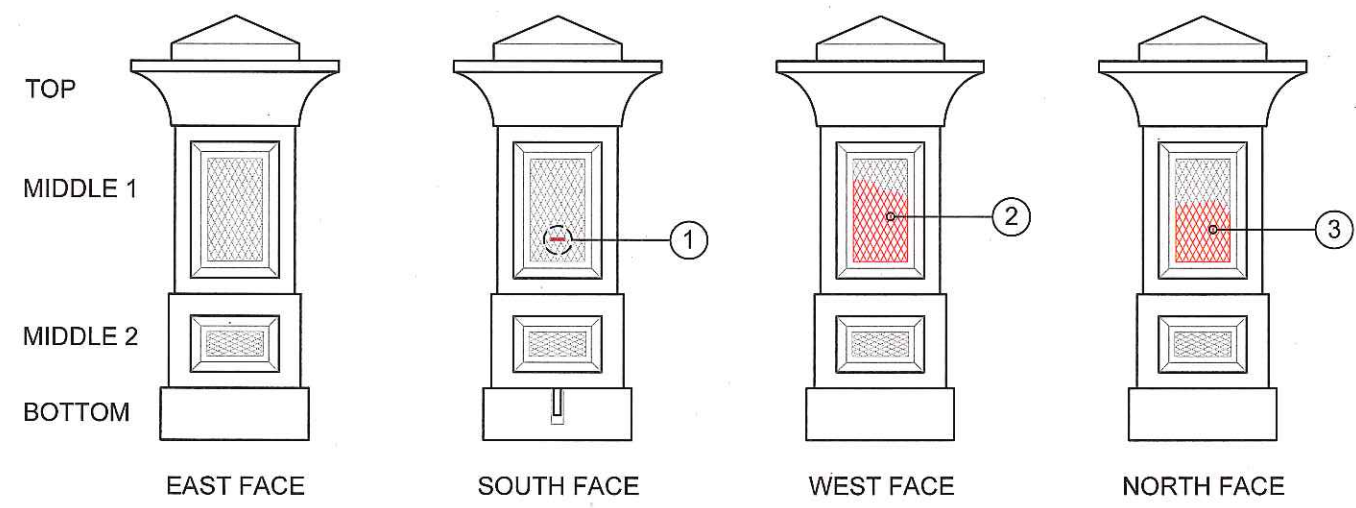
**1** BASE BID - GRANITE ENTRY PIER - 5  
 S3.2 1/4" = 1'-0" (ON 22 X 34 SHEET) LIFT, SHIM AND REPOSITION ENTIRE PIER ASSEMBLY TO SQUARE AND PLUMB.

**2** BASE BID - GRANITE ENTRY PIER - 6  
 S3.2 1/4" = 1'-0" (ON 22 X 34 SHEET) LIFT, SHIM AND REPOSITION ENTIRE PIER ASSEMBLY TO SQUARE AND PLUMB.



GRANITE ENTRY PIER 7 - REPAIR SCHEDULE							
(SEE PHOTOS 7-1 THROUGH 7-9)							
NO.	FACE	BLOCK	TYPE	AREA	DEPTH	PINS	PHOTO
1.	NORTH	MIDDLE 1	RETOOL PATTERN	14" WIDE X 20" TALL	3/32"	0	7-1 NORTH
2.	NORTH	MIDDLE 2	SECTION REPAIR	1 CUBIC INCH	N/A	0	7-1 NORTH
3.	NORTH	BOTTOM	DUTCHMAN REPAIR	2" WIDE X 6" TALL	2"	0	7-3 EAST
4.	SOUTH	MIDDLE 1	RETOOL PATTERN	14" WIDE X 10" TALL	3/32"	0	7-5 SOUTH
5.	SOUTH	MIDDLE 1	SECTION REPAIR	2 CUBIC INCHES	1"	0	7-5 SOUTH
6.	WEST	MIDDLE 1	DUTCHMAN REPAIR	1 CUBIC INCH	N/A	0	7-1 NORTH
7.	WEST	MIDDLE 2	DUTCHMAN REPAIR	1" WIDE X 4" TALL	1"	0	7-7 WEST
8.	WEST	BOTTOM	DUTCHMAN REPAIR	14" WIDE X 10" TALL	3"	0	7-9 NORTH

**3** BASE BID - GRANITE ENTRY PIER - 7  
 S3.2 1/4" = 1'-0" (ON 22 X 34 SHEET) LIFT, SHIM AND REPOSITION ENTIRE PIER ASSEMBLY TO SQUARE AND PLUMB.



GRANITE ENTRY PIER 8 - REPAIR SCHEDULE							
(SEE PHOTOS 8-1 THROUGH 8-10)							
NO.	FACE	BLOCK	TYPE	AREA	DEPTH	PINS	PHOTO
1.	SOUTH	MIDDLE 1	SECTION REPAIR	2 CUBIC INCHES	N/A	0	8-3 SOUTH
2.	WEST	MIDDLE 1	RETOOL PATTERN	14" WIDE X 18" TALL	3/32"	0	8-6 WEST
3.	NORTH	MIDDLE 1	RETOOL PATTERN	14" WIDE X 15" TALL	3/32"	0	8-9 NORTH

**4** NOT IN CONTRACT - GRANITE ENTRY PIER - 8  
 S3.2 1/4" = 1'-0" (ON 22 X 34 SHEET) LIFT, SHIM AND REPOSITION ENTIRE PIER ASSEMBLY TO SQUARE AND PLUMB.

**NOT FOR CONSTRUCTION**  
**RESURGENCE**  
 ENGINEERING & PRESERVATION, INC.  
 132 BRENTWOOD STREET  
 PORTLAND, ME 04103  
 207.773.4860

**LINCOLN PARK IRON FENCE RESTORATION**  
**GRANITE ENTRY PIER TREATMENTS**

Project # 17-019  
 Date: 1/29/18  
 Issued for:  
 HP REVIEW

REVISIONS  
 NO. DATE  
 Δ MM-DD-YY  
 Δ MM-DD-YY

SHEET  
**S-3.2**