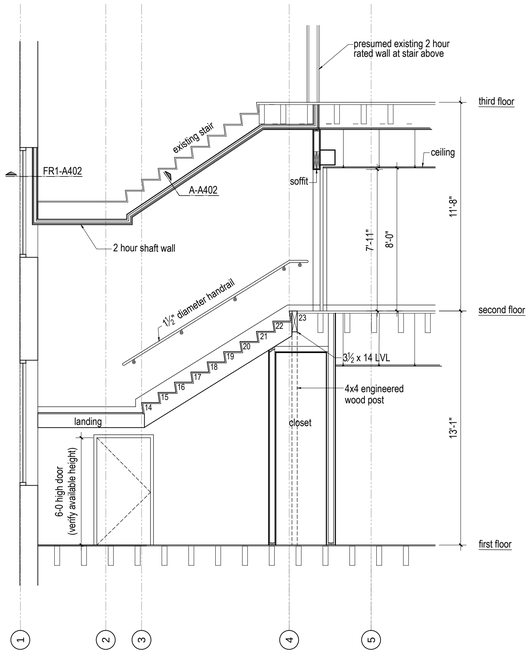

D Stair Section
1/4"= 1'-0"

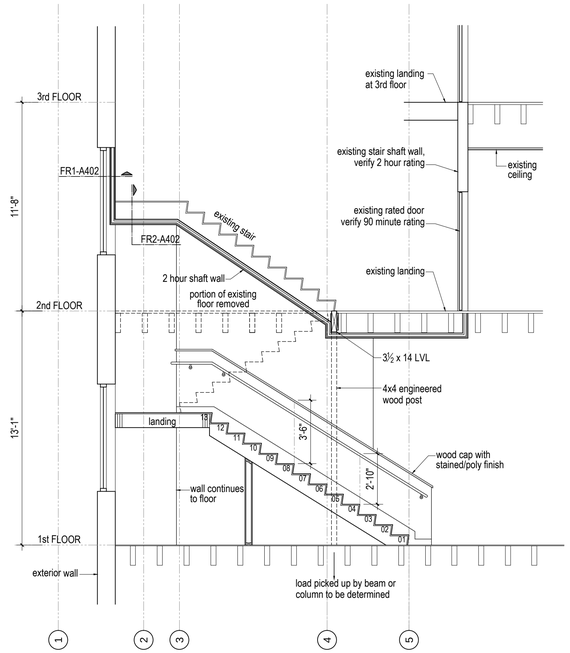

C Stair Section
1/4"= 1'-0"

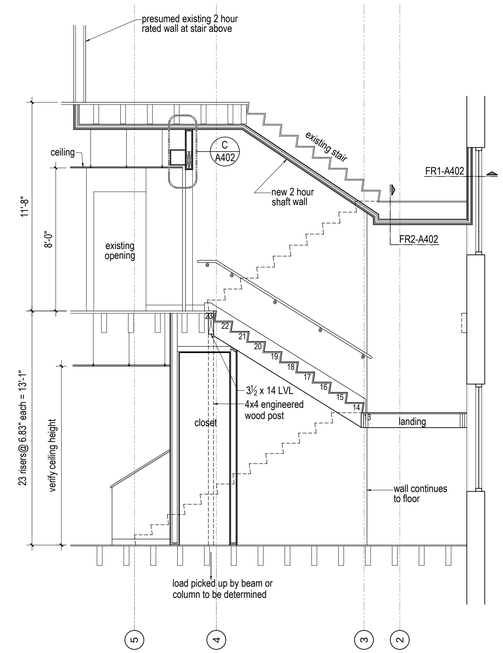

B Stair Section
1/4"= 1'-0"

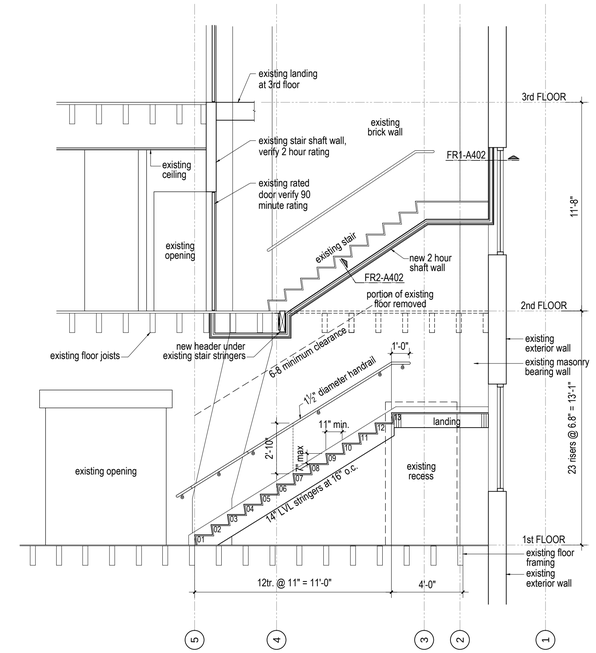

A Stair Section
1/4"= 1'-0"

Outline specifications for stairs:

Rough Carpentry:
Stringers: 14" lvls at 16" o.c.
landing: 2x10 @ 16" o.c.
floor sheathing: ¾" Advanteck
blocking: continuous for handrails and as required
fire blocking as required

Finish Carpentry:
Handrail: 1½" diameter wood to match existing species

Gypsum wall board: ⅝" type x
Finsh level: 4

Coiling Shutter: Cookson alarm activated coiling shutter with smoke seals. Verify installation conditions with product representative and submit shop drawing. Shutter is required for smoke control. Fire rating not required

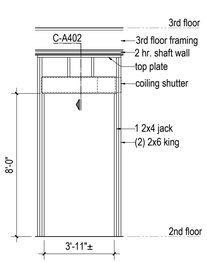

F Framing Elevation at Coiling Shutter
1/4"= 1'-0"

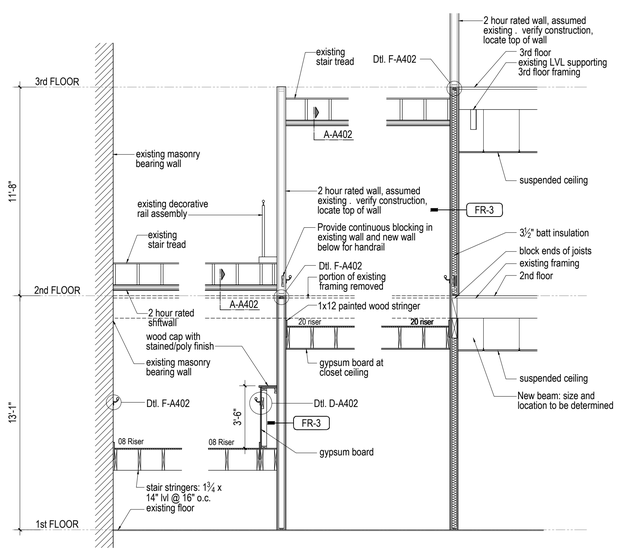

E Stair Section
1/4"= 1'-0"

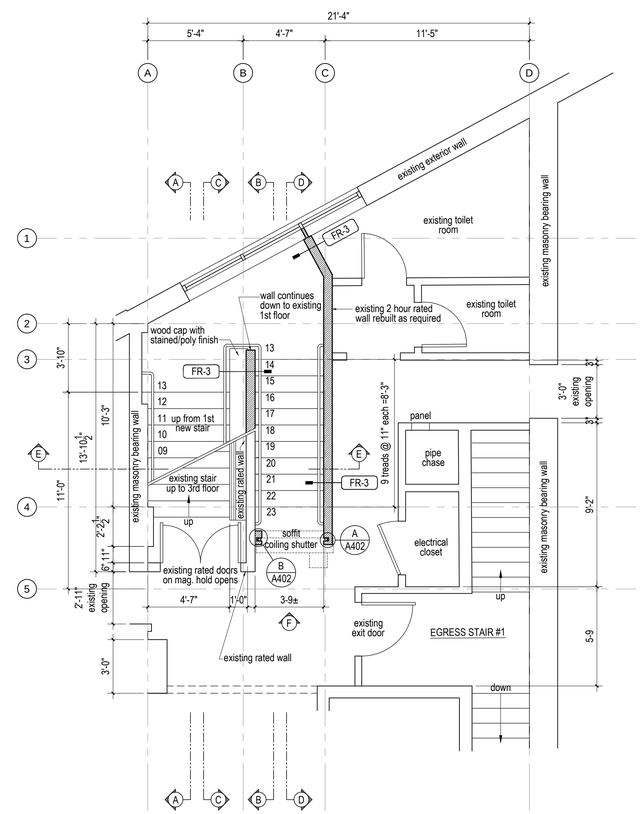

2 New Stair Plan at 2nd Floor
1/4"= 1'-0"

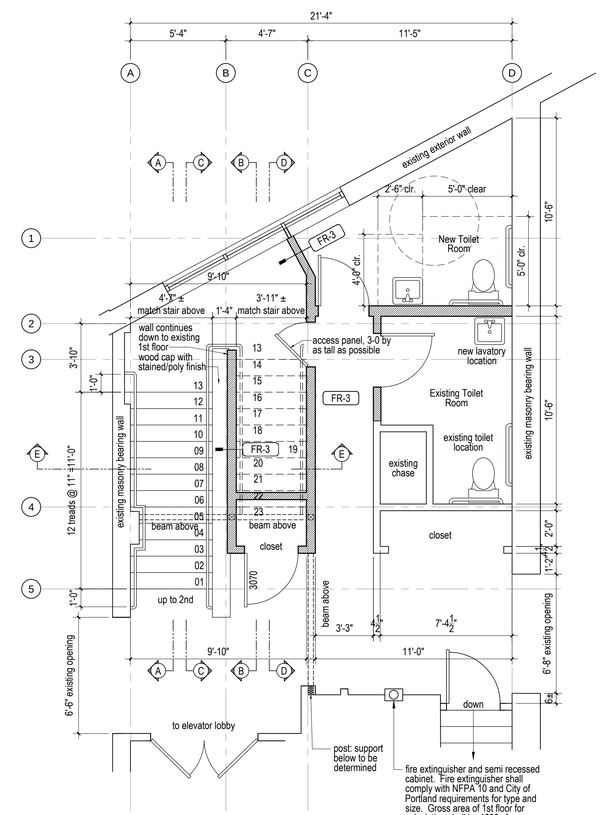

1 New Stair Plan at 1st Floor
1/4"= 1'-0"

LICENSED ARCHITECT
JOSEF CHALAT
AR2354
STATE OF MAINE

Interior Designer
Julie Tupper
ReFab Design Studio
165 Spurwink Avenue
Scarborough, Maine
p. 207-408-5950
e. jat@maine.rr.com

Architect:
Josef Chalat, Architect
327 Ocean House Road
Cape Elizabeth, Maine 04107
ph: (207) 318-3234
e: azimuth@maine.rr.com

Structural Engineer
Joseph Leasure, PE
L&L Engineering
Six Q Street
South Portland, Maine 04106

RM Davis
Comunicating Stair between 1st and 2nd floor
24-26 City Center, Portland, Maine
Chart, Block and Lot: 027 F027 24 & 027 F027 26

date	Purpose
01/22/2016	issue for permit

Sheet Title
stair plans & sections

Sheet Number
A401