UNLESS SPECIFIED OTHERWISE, ALL FACTORY AC WIRING 16 AWG. ALL FACTORY DC WIRING 18 AWG.

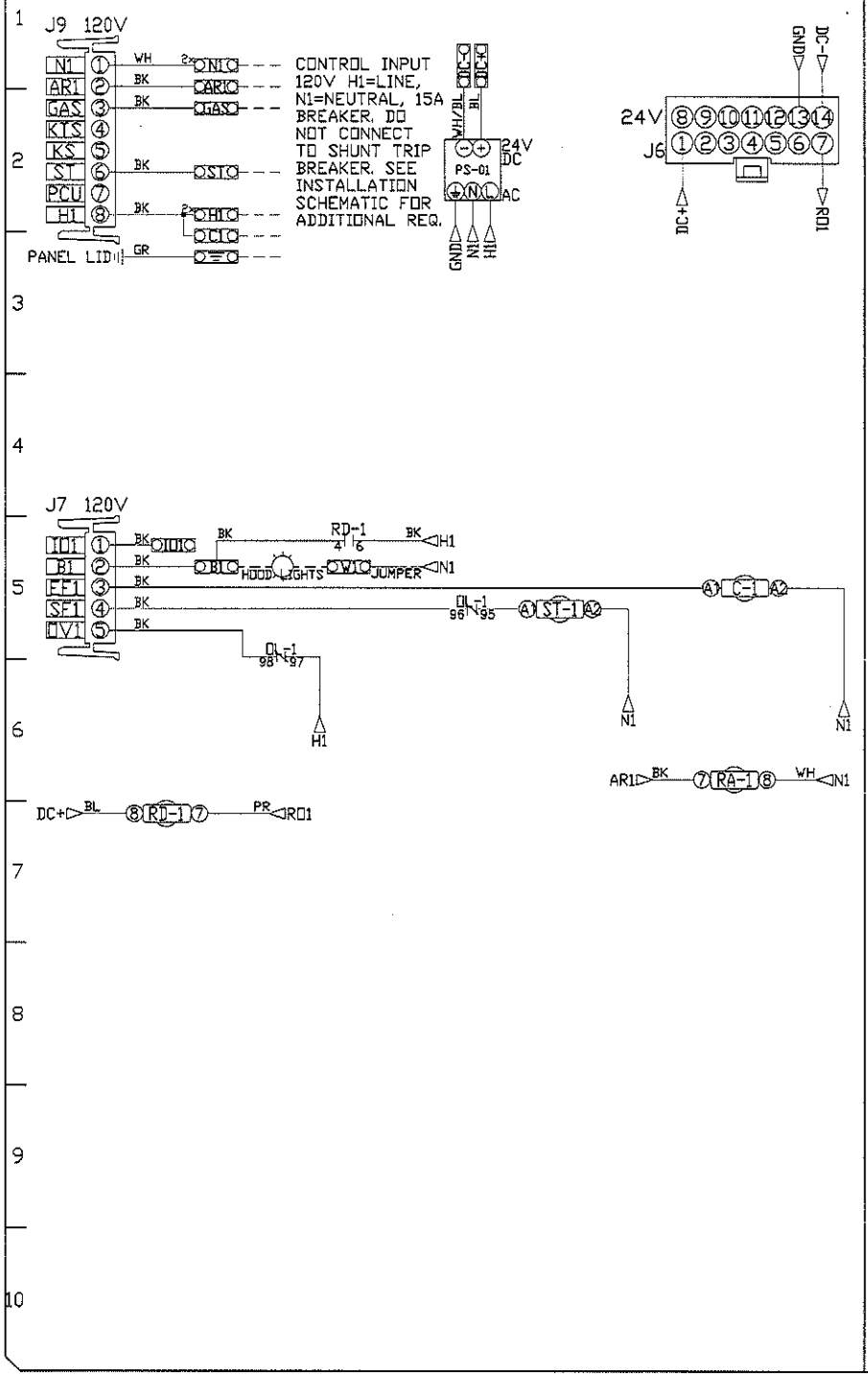

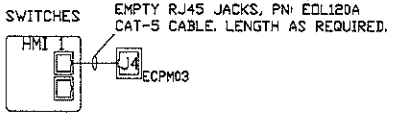

PUT END OF LINE PLUG IN EMPTY RJ45 JACKS, PN: EDL120A CAT-5 CABLE. LENGTH AS REQUIRED.

MOTOR POWER CIRCUIT

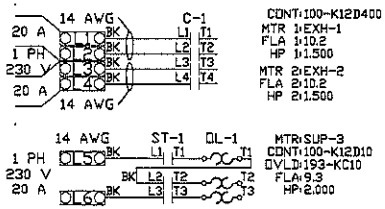

DRY CONTACTS (SHOWN DE-ENERGIZED)

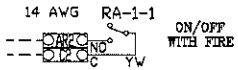

14 x 18 x 6 Box

FACTORY WIRING SCHEMATIC CIRCUIT BOARDS
ECPM03 Rev. 1.35
HMI Rev. 1.06

RA-x 120 VAC RELAY			RD-x 24 VDC RELAY	
NO	4	3	14	NO
NC	2	1	12	NC
COIL	8	7	+A1 A2	COIL
COM	6	5	11	COM

COMPONENT LIST

LABEL	DESCRIPTION
ST-X	Starter PN:varies
OL-X	Overload PN:varies
C-X	Contactor PN:varies
PS-1	Power Sup. 24VDC PN:MDR18-24A-1C
RA-x	120V Relay DPDT PN:34.110.0184.0
RD-x	24VDC Light Relay PN:34.110.0188.0
TS-x	Duct Thermostat PN:A/CP-PD-T4'-EXPL

LEGEND

FIELD WIRING
FACTORY WIRING

BK- BLACK YW- YELLOW
BL- BLUE GY- GREY
BR- BROWN PR- PURPLE
OR- ORANGE RD- RED
WH- WHITE
OR/BL- OR/BL STRIPE
BL/RD- BL/RD STRIPE
RD/GN- RD/GN STRIPE
WH/BL- WH/BL STRIPE

JOB NAME: Asylum

DRAWING TITLE: SC-221110FP

DESCRIPTION OF OPERATION: 220V 1 Phase w/ control for 2 Exhaust Fans, 1 Supply Fan, Exhaust on in Fire, Lights out in Fire, Fan(s) On/Off Thermostatically Controlled. Room temperature sensor shipped loose for field installation.

JOB NO	DRAWN BY
2531812	
TYPE: FACTORY	DATE: 1/8/2016

DWG NO ECP #1-2